

2013-14 VMI Basketball Fact Book

QUICK FACTS

| | |
|---------------------------|-----------------------------------|
| Name of School | Virginia Military Institute (VMI) |
| City/Zip | Lexington, Va. 24450 |
| Founded | 1839 |
| Enrollment | 1,600 |
| Nickname | Keydets |
| Mascot | Moe (Kangaroo) |
| School Colors | Red, Yellow & White |
| Arena (Capacity) | Cameron Hall (5,000) |
| Conference | Big South Conference |
| Superintendent | General J.H. Binford Peay III '62 |
| Athletic Director | Dave Diles (Ohio '83) |
| Athletic Department Phone | 540-464-7251 |
| Ticket Office Phone | 540-464-7266 |

PROGRAM HISTORY

| | |
|--------------------------|-------------------------|
| First Year of Basketball | 1908-09 |
| Overall All-Time Record | 837-1417 |
| NCAA Appearances | 3 |
| Last NCAA Appearance | 1976-77 (Sweet Sixteen) |
| Last Postseason Opp. | Kentucky (L, 78-93) |

COACHING STAFF

| | |
|--------------------------------|----------------------------------|
| Head Coach | Duggar Baucom (Charlotte '95) |
| Record at VMI | 118-127/Ninth Season |
| Overall Record | 155-146/11th Season |
| To Reach Coach | Contact SID |
| Associate Head Coach | Daniel Willis (Lenoir-Rhyne '01) |
| Assoc. Coach/Recruiting Coord. | Jason Allison (Liberty '99) |
| Assistant Coach | Ryan Mattocks (Duke '11) |
| Administrative Assistant | Betsey Nicely |
| Athletic Trainer (Basketball) | Lance Fujiwara |

TEAM INFORMATION

| | |
|------------------------------|---|
| 2012-13 Overall Record | 14-17 |
| Big South Record/Finish | 8-8/2nd Big South North |
| Postseason | Lost in Big South Championship Semifinals |
| Starters Returning/Lost | 3/2 |
| Letterwinners Returning/Lost | 8/5 |

ATHLETIC COMMUNICATIONS

| | |
|--|---|
| Associate A.D./Athletic Communications (BKB Contact) | Wade Branner |
| SID Office Phone | 540-464-7253 |
| Home Phone | 540-463-5033 |
| Email | brannerwh@vmi.edu |
| Assoc. Athletic Communications Director (Sec. BKB) | Brad Salois |
| Press Row Phone | 540-463-6725 |
| Sports Information Fax | 540-464-7583 |
| Mailing Address | 116 Smith Hall; Lexington, Va. 24450 |
| Website | www.VMIKeydets.com |
| Twitter | @VMISID |

The 2013-14 VMI Basketball Fact Book is a production of the VMI Athletic Communications Office. The publication has been produced to aid the media in covering VMI Basketball during the 2013-14 season.

For additional information, the media may contact the Athletic Communications Office, 116 Smith Hall, Lexington, VA 24450. The office may also be reached via telephone at (540) 464-7253, or via fax at (540) 464-7583. We regret that we cannot make printed copies of the Fact Book available to the public.

Credits: The 2013-14 VMI Basketball Fact Book was produced and written by Wade Branner and Brad Salois of the VMI Athletic Communications Office. Special assistance by John Stark, who tirelessly formatted the box scores, and Joel Balthaser.

Photography: Andre Studios, VMI Communications & Marketing, Chuck Steenburgh, B.R. Floyd, Kevin Remington, Wade Branner and Joel Balthaser.

Table of Contents

| | |
|------------------------------------|-------|
| Season Preview | 2-3 |
| Coaching Staff | |
| Head Coach Duggar Baucom | 4-5 |
| Associate Head Coach Daniel Willis | 6 |
| Associate Coach Jason Allison/ | |
| Assistant Coach Ryan Mattocks | 7 |
| 2013-14 Rosters | 8 |
| Player Bios | |
| D.J. Covington | 9 |
| Rodney Glasgow | 10 |
| Drew Absher | 11 |
| Brian Brown | 12 |
| Christian Burton | 13 |
| Jarid Watson | 14 |
| Jordan Weethee | 15 |
| Phillip Anglade | 16 |
| Tim Marshall | 17 |
| 2013 Freshmen | 18-19 |
| Media Information | 20 |
| Keydets on the Air | 21 |
| 2012-13 Statistics | 22-27 |
| 2012-13 Game Box Scores | 28-33 |
| Record Book | |
| Year-by-Year Records | 34-35 |
| Record versus All Opponents | 36 |
| Single-Game Records | 37-38 |
| Single-Season Records | 39-40 |
| Career Records | 41-42 |
| Annual Leaders | 43 |
| Cameron Hall Records | 44 |
| Team Awards | 45 |
| Conference History | 46-47 |
| Year-by-Year Results | 46-56 |
| Letterwinners | 57 |
| 2013-14 Photo Roster | 58 |

Season Preview

At a glance:

VMI returns three starters from last year's squad that posted a 14-17 overall mark and was the number two seed in the Big South North Division after going 8-8 in conference play... Keydets return eight lettermen from last year's team and four of the team's top five scorers from the 2012-13 season...VMI must replace 2012-13 Big South Player of the Year Stan Okoye who led the Big South Conference in scoring (21.5) and rebounding (9.4) and was also named an NABC All-District 3 recipient...Senior center D.J. Covington was named to the 2013-14 preseason Big South All-Conference team...Covington is VMI's leading returning scorer and was the 2012-13 BSC Defensive Player of the Year and led the BSC in field goal pct. in both overall and conference games...Senior guard Rodney Glasgow is VMI's second leading returning scorer and ranked first in the league in assist-turnover ratio in both overall and conference games (2.46/3.19)...Sophomore forward Jordan

Weethee returns to action after redshirting in 2012-13 because of knee surgery. Weethee shot 40.3% from 3-point range as a freshman... Among the six new freshman on the team, one is Ot Elmore, son of Gay Elmore '86 who was twice Southern Conference Player of the Year while playing for the Keydets in 1986 and 1987...VMI head coach Duggar Baucom became VMI's all-time leader in wins last year and enters the season with 118 victories...The Keydets have advanced to the Big South tournament semifinals in five of the last seven years and made three championship game appearances over the same time frame...VMI will be hosting its first ever Cameron Hall regular season tournament when it opens up the season in the Third Annual All-Military Classic November 8-9 that will be carried by ESPNU and ESPN3...VMI will be playing its final season in the Big South Conference and will return to the Southern Conference in 2014-15 where it held membership from 1924 through 2003.

VMI Head Coach Duggar Baucom

close to 100% , but Rodney had his hand broken in September and we just got him back for practice this week. Brian Brown had a good summer and has gotten better and Jordan Weethee is much more mobile than I thought he would be at this point. When his shots start falling he will get his confidence back and that will be a good thing."

On replacing Stan Okoye :

"I told the guys the first day of practice that it's going to have to be done by committee. That was the way we approached it when we lost Reggie Williams (2-time NCAA leading scorer) in 2009. One guy can't replace him and it has to be a collective effort. That 2008-09 team really bought into that. We had a good freshman class that year and also a really good sophomore in Austin Kenon and that team won 24 games. I see some similarities with this group with a good freshman class and a sophomore in Jordan Whethee and some proven seniors in D.J. Covington and Rodney Glasgow. I would certainly like the same results as '09, but going in this team is facing a similar situation."

On building team chemistry in preseason:

"Six guys on our roster had never had a college practice until three weeks ago. So it is certainly new for them. They do have some toughness to them which is good. They battle right through the practices. We've had to throw QJ (Peterson) into the fire with the injury to Rodney (Glasgow), and he is more or less a combo guard and we've had to play him exclusively at the point guard position and he's adjusted well to that. That bodes well for the future.

On Preseason Practice up to date:

"I think our freshmen have played a little bit better in preseason practice than I thought they would. QJ Peterson has been awesome and really good every practice and has been putting pressure on the team he's opposing. He's not a tall guy, but he has length and is very quick. Craig Hinton is very athletic and we knew that, but he's making three's and playing well and Trey (Chapman) and Julian (Eleby) have found their way, too. D.J. Covington has been healthy which is a good thing when he is



Jordan Weethee

| 2013-14 SCHEDULE | | | |
|---|----------------------------------|--------------------------|-------------|
| NOVEMBER | | | |
| 8 | The Citadel - ESPNU | Lexington, Va. | 3:30 p.m. |
| 9 | Conso./Champ. - ESPN3 | at Lexington, Va. | 6/8:30 p.m. |
| 12 | at Wake Forest - ESPN3 | at Winston-Salem, N.C. | 7 p.m. |
| 16 | Bluefield State | Lexington, Va. | 1 p.m. |
| 18 | Virginia Tech - ESPN3 | at Blacksburg, Va. | 7 p.m. |
| 20 | Bridgewater College | Lexington, Va. | 7 p.m. |
| 27 | William & Mary | at Williamsburg, Va. | 7 p.m. |
| DECEMBER | | | |
| 3 | Elon | at Elon, N.C. | 7 p.m. |
| 7 | Wright State | Lexington, Va. | 1 p.m. |
| 9 | Virginia University of Lynchburg | Lexington, Va. | 7 p.m. |
| 19 | East Carolina | at Greenville, N.C. | 7 p.m. |
| 30 | Clemson - ESPN3 | at Clemson, S.C. | 7 p.m. |
| JANUARY | | | |
| 4 | Washington College | Lexington, Va. | 1 p.m. |
| 8 | Longwood * | Lexington, Va. | 7 p.m. |
| 11 | Liberty * | Lexington, Va. | 1 p.m. |
| 15 | Radford * | at Radford, Va. | 7 p.m. |
| 18 | Campbell * | at Buies Creek, N.C. | 2 p.m. |
| 22 | High Point * | Lexington, Va. | 7 p.m. |
| 25 | Winthrop * - ESPN3 | at Rock Hill, S.C. | 4 p.m. |
| 28 | UNC Asheville * | at Asheville, N.C. | 7 p.m. |
| 31 | Presbyterian * | Lexington, Va. | 7 p.m. |
| FEBRUARY | | | |
| 5 | Gardner-Webb * | at Boiling Springs, N.C. | TBA |
| 8 | Charleston Southern * | Lexington, Va. | 1 p.m. |
| 12 | Coastal Carolina * | Lexington, Va. | 7 p.m. |
| 15 | Liberty * - LFSN | at Lynchburg, Va. | 7 p.m. |
| 19 | Campbell * | Lexington, Va. | 7 p.m. |
| 22 | Radford * | Lexington, Va. | 1 p.m. |
| 26 | High Point * | at High Point, N.C. | 7 p.m. |
| MARCH | | | |
| 1 | Longwood * | at Farmville, Va. | 4:30 p.m. |
| March 5 - March 9 Big South Championship | | | |
| * - Big South Conference Game All Times Eastern - Full broadcast schedule TBA | | | |

We'll also get to pair QJ and Rodney together some . If DJ (Covington)stays healthy, that's the key. Jarid Watson has progressed nicely during practice. Phillip Anglade has been limited from practice with a stress fracture so our interior guys situation right now is one healthy - one not healthy, so that's kind of been a committee also. Just getting everybody on the same page is a huge thing this time of year."

On scoring production and rebounding:

"I think it will be spread around. Our emphasis will be paint touches and getting the ball into DJ – paint touches in general – either with the dribble or the pass, but it opens up more things and inside-out threes will shoot at a higher percentage. We certainly want DJ to touch it if not every trip down the floor, then every other trip down the floor and give him opportunities. I think the scoring is going to be balanced. My biggest fear is where are we going to get the rebounds and that's going to have to be collective effort and our guards are going to have to help with that. Gang rebounding has been a theme of fall practice and better offensive rebounding. We put up a chart in the locker room on where we were deficient last year and what we had to do to be better in our league.

Rebounding was certainly one of them. We are never going to outrebound teams just because of our size and the way we play, but we do have to get better at it. I think we have better shooters on the team with the freshmen we have. They have certainly proved that with the shooting drills we've done. Once we get in game competition, we'll see. But we definitely can't shoot 33% with as many 3's as we shoot. We need to shoot a higher percentage."

On the schedule:

"The All-Military Classic is good for our guys and we've had that date marked. getting better throughout the preseason non-conference schedule. It certainly should bring some excitement to Lexington. There are some natural rivalries there and hopefully we will be playing in our second championship if we take care of business on that Friday afternoon. It will be Veterans Day and Founders Day weekend and should be a big event for all of Lexington. Our non-conference schedule is the toughest that's been in place since I've been here. Some of the home-and -home non-guarantee games are with teams that are picked to contend in their league – like Elon and Wright State, and William and Mary is going to be picked in the top half of the Colonial Athletic Association.



Rodney Glasgow

Then you add in three ACC schools (Wake Forest, Virginia Tech, Clemson) and East Carolina which won a school record number of games last year. So it makes for a difficult pre-season. And in the All-Military, anything can happen. We will be on our home floor but ,with those rivalries it is certainly a challenge and it comes down to who plays well."




D.J. Covington

PERSONNEL BREAKDOWN

| STARTERS RETURNING (3): | | | '12-'13 Season Stats | | | |
|-------------------------|------------------|------|----------------------|------|-----|-----------------------|
| # | Player | Pos. | Ht. | PPG | RPG | APG |
| 1 | Rodney Glasgow | G | 5-10 | 11.7 | 2.5 | 4.8 |
| 3 | Brian Brown | G | 5-11 | 8.5 | 2.1 | 1.0 |
| 24 | D.J. Covington | C | 6-9 | 15.0 | 7.2 | 0.8 |
| STARTERS LOST (2): | | | '12-'13 Season Stats | | | |
| 11 | Stan Okoye | F | 6-6 | 21.5 | 9.4 | 2.7 |
| 30 | Nick Gore | F | 6-6 | 4.9 | 4.4 | 2.4 |
| OTHER RETURNERS (6): | | | '12-'13 Season Stats | | | |
| 4 | Christian Burton | G | 5-10 | 1.5 | 0.8 | 0.3 |
| 5 | Drew Absher | G | 5-10 | 0.5 | 0.5 | 0.3 |
| 23 | Tim Marshall | G | 6-3 | 6.5 | 1.4 | 0.5 |
| 32 | Phillip Anglade | F | 6-5 | 2.9 | 2.9 | 0.6* |
| 34 | Jarid Watson | C | 6-7 | 1.6 | 1.3 | 0.3 |
| 40 | Jordan Weethee | F | 6-6 | 6.6 | 2.2 | 0.8 ('11-'12 numbers) |
| NEWCOMERS (6): | | | | | | |
| 12 | Ot Elmore | G | 6-3 | | | |
| 15 | Trey Chapman | F | 6-6 | | | |
| 21 | Tyrell Mason | G | 6-3 | | | |
| 22 | QJ Peterson | G | 6-0 | | | |
| 25 | Craig Hinton | F | 6-7 | | | |
| 35 | Julian Eleby | F | 6-6 | | | |

*-Blocks Per Game

Head Coach Duggar Baucom



Duggar Baucom begins his ninth season as head coach of VMI Basketball. Since taking over the program, he has injected a brand of fast-paced, high-scoring hoops that has brought the team success on the court and wide-spread acclaim off the court.

Three times in the past seven seasons, VMI has advanced to the Big South Conference finals and, in the process, come within one win of the NCAA Tournament. The Keydets have also led the NCAA in scoring for five straight years during Baucom's tenure, a run that ended just last season, and VMI also had the nation's leading scorer donning their uniform for two seasons. In addition, the 2008-09 team's 24 wins were the second-most in school history, trailing only the 1976-77 team that advanced to the NCAA Tournament's "Sweet 16", and VMI's second-place finish in the Big South was easily its best since joining the circuit in 2003-04.

Since transitioning to the current offensive system, the VMI record books and undergone a major facelift as 77 school individual, team and facility records been rewritten in the Baucom era. The VMI head man has earned multiple contract extensions during his time in Lexington, and has proved himself worthy of such by leading his team to three conference tournament finals and becoming the second-winningest coach in Keydet basketball history.

2011-12 saw the Keydets produce perhaps their most stunning Big South Tournament run, a push that included wins over Radford (at Cameron Hall), Winthrop and Coastal Carolina, the latter coming just days after Coastal defeated VMI by 17 on the Keydets' senior day at Cameron Hall. The Winthrop victory put a #7 VMI team into the conference finals. The senior class from the 2011-12 squad finished its career with 69 wins, making it the winningest such VMI basketball class in some three decades.

The previous season saw the Keydets win 18 games and advance to the second round of the Big South Championship. Those wins included a first round tournament win over Winthrop, VMI's second home conference tournament win in three years after not having hosted a postseason game in the 31 years prior. Senior Austin Kenon graduated as the Institute's all-time leading three-point shooter, and the #5 scorer in program history as well.

One of Baucom's high points was the 2008-09 breakthrough campaign, which began with a win that was described by renowned author John Feinstein as "pretty high on the all-time stunners list". VMI entered the hallowed halls of Rupp Arena and walked away with a historic, 111-103 win over Kentucky in front of a silenced crowd of 22,579. That victory kick-started an unforgettable campaign that saw the Keydets profiled in Sports Illustrated, ESPN The Magazine and the New York Times, along with several other major media outlets, all while winning 10 more games than the previous season and advancing to the program's second Big South Championship Final in three seasons. The season saw Baucom honored as the 2009 National Association of Basketball Coaches (NABC) District 3 Coach of the Year, while he was also among 10



finalists for the Hugh Durham Award, given annually to the nation's top mid-major coach.

The Keydets' investment in the high-octane approach paid immediate dividends when Baucom and staff rolled out the strategy two weeks before the 2006-07 season opener. The results were astounding. Using an up-tempo system for most of the season, the Keydets won the most games (14) in nine years and advanced to the championship game of the Big South Tournament. The Keydets also set new NCAA season marks in three-pointers, both made and attempted, 3-pointers made per game and steals.

VMI was declared the 2006-07 stat champion in four team categories and two individual categories. The Keydets ranked first in Division I in scoring offense (100.9 PPG), three point field goals (13.4) made per game, assists per game (14.8), and steals per game (13.4).

Individually, junior forward Reggie Williams was declared the scoring champion in Division I after averaging 28.1 points per game. Sophomore guard Travis Holmes captured the steals per game statistical championship with 3.4 per game.

Records fell in bunches that season as well, as by season's end, nearly 75 records ranging from the VMI school annals to opponent facility marks had fresh ink on them.

During the campaign, Baucom's program garnered national recognition for their astounding offensive numbers as media outlets from all across the country wanted to tell the story. The New York Times, ESPN.com and Sports Illustrated.com were just some of the national outlets who featured Keydet basketball.

By leading VMI to the Big South Finals where they fell to eventual champion Winthrop by a slim three-point margin, Baucom guided the Keydets to a conference championship game setting for the first time since 1988.

Baucom became the 29th head basketball coach of the Virginia Military Institute on April 12, 2005, bringing impressive credentials from Tusculum College in Greenville, Tennessee, where he directed the NCAA Division II Pioneers to back-to-back winning seasons including a conference regular season and conference tournament championship. In two seasons at Tusculum, Baucom compiled a mark of 37-19. In 2004-05, the Pioneers finished 18-11 on the year to post their fourth straight winning season. Tusculum caught fire in the postseason as the Pioneers won their first Food Lion South Atlantic Conference Tournament title, while earning the program's first-ever NCAA Tournament berth. Tusculum was eliminated in the South Atlantic Regional quarterfinals, falling 91-88 in overtime to top-seeded and No. 3 Bowie State University.

While at Tusculum, Baucom mentored three All-South Atlantic Conference selections in Brad Hawks (2003-04, 2004-05), Drew Harmon (2003-04) and Greg McIntosh (2004-05). Baucom was named Tusculum's head coach in August, 2003, and guided the squad in his debut season to a 19-8 record while capturing TC's first-ever South Atlantic Conference

BAUCOM QUICK HITS

PERSONAL:

Name: Duggar Baucom

Hometown: Charlotte, N.C.

Education: UNC Charlotte '95

Son: Travis - UNC Wilmington '07

PROFESSIONAL EXPERIENCE:

Head Coach - Virginia Military Institute, Lexington, Va. (2005-Pres.)

Head Coach - Tusculum College, Greenville, Tenn. (2003-05)

Assistant Coach - Western Carolina, Cullowhee, N.C. (2000-03)

Assistant Coach - Northwestern State, Natchitoches, La. (1998-99)

Assistant Coach - Mars Hill College, Mars Hill, N.C. (1996-98)

Assistant Coach - Davidson College, Davidson, N.C. (1995-96)

Head Coach - Charlotte Royals (AAU) (1992-95)

Varsity Coach - North Mecklenburg High School, Charlotte, N.C. (1991-95)

Junior Varsity Coach - North Mecklenburg High School, Charlotte, N.C. (1987-1991)



Men's Basketball Championship. It was also Tusculum's best basketball record since the Pioneers became a NCAA Division II member. Baucom was named 2004 South Atlantic Conference Coach of the Year.

Baucom was well familiar with VMI basketball prior to his arrival, having served as an assistant at two Southern Conference schools when the Keydets competed in the SoCon. He made his collegiate coaching debut in 1995-96 at Davidson College where he served as an assistant coach with the Wildcats. Davidson had a banner season posting a 25-5 tally sheet while claiming a Southern Conference championship with a 14-0 league mark. The Wildcats were ranked fourth in the nation in scoring margin (+15.0) as they advanced to the National Invitational Tournament.

Baucom also served three seasons as an assistant coach at SoCon member Western Carolina University. While at the Cullowhee, N.C. school, he directed the Catamounts' recruiting efforts and landed several top players including guard Kevin Martin, who was a 2004 first round draft pick of the

Sacramento Kings.

Baucom also served as an assistant coach at Northwestern (La.) State in 1998-99 where he implemented a skill development program for perimeter players while directing scouting and coordination of recruiting visits for the Demons. He served the prior three seasons (1996-98) at Mars Hill College where he held a variety of duties including scouting, film exchange, recruiting coordination and the development of Mars Hill's strength and conditioning program.

The Charlotte, N.C. native has over 20 years basketball coaching experience on the collegiate and scholastic level. He started his career as a junior varsity coach at North Mecklenburg High School in Charlotte, N.C. He was later promoted to the varsity coaching staff in 1991 and served in that capacity until 1995 when he left prep coaching for the collegiate ranks. While a prep coach, he also served as head coach of the Amateur Athletic Union's Charlotte Royals from 1992-95, which included his team advancing to the AAU National Tournament.



Associate Head Coach Daniel Willis



Daniel Willis, who has coached under Duggar Baucom for 11 seasons, begins his ninth season on the VMI staff. Willis spent his first two seasons at the Institute as an assistant coach before being promoted to associate head coach prior to the 2007-08 campaign.

Willis was instrumental in installing the up-tempo style of play the Keydets have employed each of the past three seasons, a style that produced the nation's leading scoring team three years running, two appearances in the conference finals and a two-time national scoring champion (Reggie Williams).

Thrown into the fire in his first season at the Institute, Willis filled in admirably for Baucom in 2005-06 when the head coach was sidelined for seven games in January. Willis guided the Keydets to conference wins over Coastal Carolina and Liberty.

"Daniel has worked very hard and has great ownership of this program," offered VMI head coach Duggar Baucom. "I have been fortunate to have him by my side for the last several years. He is going to be a great head coach in the near future."

Willis previously coached with Baucom at Tusculum, and played a key role in the Pioneers' memorable run in 2004-05. Tusculum finished 18-11 on the year to post its fourth straight winning season and the Pioneers caught fire in the postseason - winning their first South Atlantic Conference Tournament title while earning the program's first-ever NCAA Tournament berth.

Willis handled a wide array of duties as Baucom's right-hand man at Tusculum. Willis served as the program's recruiting coordinator, prepared scouting reports and game strategies for every game, organized budget including travel, recruiting, and purchasing, and coordinated and instructed player development sessions. Willis also monitored the team's academic progress and was the summer and fall camp director.

Willis graduated from Lenoir-Rhyne College in Hickory, N.C. in 2001 with a B.S. in Sports Management and minor in Business Administration. He is the South Atlantic Conference's all-time leading scorer, and was a consensus All-American guard at Lenoir-Rhyne College, where he recorded 1,980 points with the Bears from 1997-01. Willis also worked with fellow Lenoir-Rhyne alumnus and Hickory native Rick Barnes at the University of Texas for three summers.

Prior to his stint at Tusculum, Willis previously served as an assistant coach for three seasons at Southern Conference member Western Carolina University and faced VMI when the Keydets were members of the SoCon. Baucom and Willis served together on the WCU coaching staff as assistants from 2001-03. Willis spent his first two seasons at the Cullowhee, N.C. school as a graduate assistant coach while earning a master's degree, then moved to full-time status on the Catamount staff in 2003-04.

Willis, a native of Hickory, N.C., garnered All-American honors at Lenoir-Rhyne in 2000-01 from three different organizations, including National Association of Basketball Coaches/NCAA Division II All-American Second Team, Daktronics/NCAA II All-American Second Team and the Lutheran Brotherhood College All-American First Team. He averaged a SAC record 24.4 points per game that season, which was third best in the nation that year. He was named SAC Player of the Year, SAC Male Athlete of the Year and Lenoir-Rhyne Athlete of the Year. Willis, a three-time All-SAC performer, also holds conference records in points in a season (660), career free throws made (543), free throws made in a season (195), career free throw attempts (684) and free throw attempts in a season (241).

Willis married the former Tiffany Myers in May of 2010, and their first child, daughter Lexi, was born in 2012.



THE WILLIS FILE

PERSONAL:

Name: Daniel Willis
Hometown: Hickory, N.C.
Education: Lenoir-Rhyne '01

PROFESSIONAL EXPERIENCE:

Associate Head Coach
 VMI, Lexington, Va. (2007-present)
 Assistant Coach
 VMI, Lexington, Va. (2005-07)
 Assistant Coach
 Tusculum College, Greenville, Tenn. (2004-05)
 Assistant Coach
 Western Carolina University, Cullowhee, N.C. (2003-04)
 Graduate Assistant Coach
 Western Carolina University, Cullowhee, N.C. (2001-03)



Coaching Staff



Jason ALLISON

ASSOCIATE COACH -
RECRUITING COORD.

NINTH SEASON

LIBERTY '99

Jason Allison, a former Big South player in the collegiate ranks, begins his ninth season as a coach on the VMI staff. He was recently promoted to the position of Associate Coach - Recruiting Coordinator.

While at VMI, Allison has played a key role in all facets of the VMI Basketball program, serving as recruiting coordinator and assisting with player development. He has been a part of the prestigious offensive numbers the Keydets have put up each of the past several seasons, and worked with two-time individual scoring champion Reggie Williams '08 during that time.

"Jason has been vital in helping us land quality cadet-athletes at VMI," added Baucom. "He has been able to identify and recruit young men that have excelled on the court, in the classroom and in the Corps while advancing our program significantly. I am very blessed to work with such a hard working, talented staff."

Allison came to VMI after serving two years at King College in Bristol, Tenn. Allison was the Tornados' recruiting coordinator for both the varsity and junior varsity teams.

While on the staff at King College, Allison coached two all-conference players and one all-freshman team performer. The 2003-04 squad finished as co-regular season champs and made an NAIA national tournament appearance.

Prior to his stint at King, Allison coached at Gaston Day School in Gastonia, N.C. where he served as the assistant men's coach during the 2002-2003 season. Gaston Day reached the Final Four of the state tournament and compiled a 28-4 mark.

Allison played for Liberty University from 1995-1998 where he was a part of a Big South Regular season title in 1997 and a part of the best team in Liberty history with a record of 23-9.

Allison began his coaching career at Lynchburg Christian Academy at the age of 22. While completing his degree he served as the head coach of the junior varsity team and assistant to the varsity during the 1998-1999 season. From there, he was an assistant coach at Lees-McRae College in Banner Elk, N.C. during the 1999-2000 season.

Allison, a native of Lincolnnton, N.C., received his bachelor's degree in Physical Education from Liberty University in 1999. Allison is married to the former Hope McLaughlin. The couple has a six-year-old son, Riley and their second child, Ryder, is now three.



Ryan MATTOCKS

ASSISTANT COACH
SECOND SEASON

DUKE '11

Assistant coach Ryan Mattocks begins his second year at the Institute in 2013-14. His primary duties include assisting the staff with practice and game preparation, scouting, recruiting, and player development. Mattocks also coordinates team travel and oversees study hall during the academic year.

"We are very pleased to have Ryan join our VMI basketball family," said Baucom. "He brings a tremendous amount of energy and enthusiasm to our program. His work ethic and skill set are a perfect fit for us."

A native of Roanoke, Va., Mattocks joined the program after graduating from Duke University in December of 2011 with a BA in History. He served as a student-manager for the Blue Devil men's team for the '98-'99 campaign while rooming with NBA journeyman Corey Maggette (Charlotte Bobcats). Mattocks also volunteered in the basketball office during the 2000-2001 season which saw Duke capture its third National Championship under legendary coach Mike Krzyzewski. During his time in the program, he worked hands-on with five future NBA lottery picks.

Mattocks served as an assistant coach at the high school level in North Carolina for five years, including stints at Apex ('07-'11) and Southern Durham ('06-'07). During that span his teams earned NCHSAA State Playoff nods each year. He helped guide the 2008 Apex team to the Eastern Regional Championship before going down in the State Finals.

Prior to his high school coaching experience, Mattocks found success as the head man at various levels, including leading his Raleigh Elite team to State Championships (AAU and USBA).

Most recently writing columns for renowned outlets MaxPreps.com, nbadraft.net, and Phenom Hoop Report, Mattocks brings tremendous passion and energy to Coach Baucom's staff. He is single and resides in Lexington.

2013-14 ROSTERS

ROSTER BREAKDOWN

BY CLASS

Seniors- 3

D.J. Covington
Rodney Glasgow
Drew Absher

Juniors- 3

Brian Brown
Christian Burton
Jarid Watson

Sophomores- 3

Phillip Anglade
Tim Marshall
Jordan Weethee (Redshirt)

Freshmen- 6

Trey Chapman
Julian Eleby
Ot Elmore
Craig Hinton
Tyrell Mason
QJ Peterson

BY STATE

North Carolina- 5

Drew Absher (Mocksville)
Brian Brown (Kings Mountain)
Trey Chapman (Greensboro)
Julian Eleby (Fayetteville)
Jordan Weethee (Greensboro)

Virginia- 4

Christian Burton (Virginia Beach)
D.J. Covington (Virginia Beach)
Tim Marshall (Virginia Beach)
Tyrell Mason (Stafford)

Maryland- 2

Rodney Glasgow (Silver Spring)
Jarid Watson (Burtonsville)

New York - 1

Phillip Anglade (Long Island)

West Virginia - 2

Ot Elmore (Charleston)
QJ Peterson (Hedgesville)

PRONUNCIATION GUIDE

Phillip **Anglade** - ANN-glade
Rodney **Glasgow** - GLASS-go
Jarid Watson - Jared
Jordan **Weethee** - Weeth-e
Duggar Baucom- Rhymes with sugar

NUMERICAL

| # | Player | Pos. | Ht. | Wt. | Cl. | Hometown/High School (Previous School) |
|----|------------------|------|------|-----|-------|---|
| 1 | Rodney Glasgow | G | 5-10 | 170 | Sr. | Silver Spring, Md./Good Counsel |
| 3 | Brian Brown | G | 5-11 | 185 | Jr. | Kings Mountain, N.C./Kings Mountain |
| 4 | Christian Burton | G | 5-10 | 170 | Jr. | Virginia Beach, Va./Kellam |
| 5 | Drew Absher | G | 5-10 | 170 | Sr. | Mocksville, N.C./Davie County (The Gunnery (Conn.)) |
| 12 | Ot Elmore | G | 6-3 | 190 | Fr. | Charleston, W.Va./South Charleston (Fork Union) |
| 15 | Trey Chapman | F | 6-6 | 205 | Fr. | Greensboro, N.C./Wesleyan Christian |
| 21 | Tyrell Mason | G | 6-3 | 190 | Fr. | Stafford, Va./Mountain View |
| 22 | QJ Peterson | G | 6-0 | 170 | Fr. | Hedgesville, W.Va./Hedgesville (Massanutten Mil.) |
| 23 | Tim Marshall | G | 6-3 | 185 | So. | Virginia Beach, Va./Landstown |
| 24 | D.J. Covington | F | 6-9 | 235 | Sr. | Virginia Beach, Va./Norfolk Academy |
| 25 | Craig Hinton | F | 6-7 | 195 | Fr. | Winston-Salem, N.C./East Forsyth |
| 32 | Phillip Anglade | F | 6-5 | 210 | So. | Long Island, N.Y./Davidson Day School |
| 34 | Jarid Watson | C | 6-7 | 215 | Jr. | Burtonsville, Md./Springbrook |
| 35 | Julian Eleby | G | 6-3 | 190 | Fr. | Fayetteville, N.C./Village Christian (Fork Union) |
| 40 | Jordan Weethee | F | 6-6 | 210 | R-So. | Greensboro, N.C./High Point Christian |

ALPHABETICAL

| # | Player | Pos. | Ht. | Wt. | Cl. | Hometown/High School (Previous School) |
|----|------------------|------|------|-----|-------|---|
| 5 | Drew Absher | G | 5-10 | 170 | Sr. | Mocksville, N.C./Davie County (The Gunnery (Conn.)) |
| 32 | Phillip Anglade | F | 6-5 | 210 | So. | Long Island, N.Y./Davidson Day School |
| 3 | Brian Brown | G | 5-11 | 185 | Jr. | Kings Mountain, N.C./Kings Mountain |
| 4 | Christian Burton | G | 5-10 | 170 | Jr. | Virginia Beach, Va./Kellam |
| 15 | Trey Chapman | F | 6-6 | 205 | Fr. | Greensboro, N.C./Wesleyan Christian |
| 24 | D.J. Covington | F | 6-9 | 235 | Sr. | Virginia Beach, Va./Norfolk Academy |
| 35 | Julian Eleby | G | 6-3 | 190 | Fr. | Fayetteville, N.C./Village Christian (Fork Union) |
| 12 | Ot Elmore | G | 6-3 | 190 | Fr. | Charleston, W.Va./South Charleston (Fork Union) |
| 1 | Rodney Glasgow | G | 5-10 | 170 | Sr. | Silver Spring, Md./Good Counsel |
| 25 | Craig Hinton | F | 6-7 | 195 | Fr. | Winston-Salem, N.C./East Forsyth |
| 23 | Tim Marshall | G | 6-3 | 185 | So. | Virginia Beach, Va./Landstown |
| 21 | Tyrell Mason | G | 6-3 | 190 | Fr. | Stafford, Va./Mountain View |
| 22 | QJ Peterson | G | 6-0 | 170 | Fr. | Hedgesville, W.Va./Hedgesville (Massanutten Mil.) |
| 34 | Jarid Watson | C | 6-7 | 215 | Jr. | Burtonsville, Md./Springbrook |
| 40 | Jordan Weethee | F | 6-6 | 210 | R-So. | Greensboro, N.C./High Point Christian |

Head Coach-

Duggar Baucom (UNC Charlotte '95); Ninth season

Associate Head Coach-

Daniel Willis (Lenoir-Rhyne '01); Ninth season

Associate Coach - Recruiting Coord.


Jason Allison (Liberty '99); Ninth season

Assistant Coach-

Ryan Mattocks (Duke '11), Second season



Player Bios



#24 D.J. Covington

Senior ♦ F/C ♦ 6-9, 235
Virginia Beach, Va.
Norfolk Academy

THREE-YEAR LETTERMAN/ECONOMICS AND BUSINESS MAJOR


Voted 2013-14 Big South All-Preseason Team after being named the league's top defender in 2012-13...outstanding inside player who will anchor the Keydet post...appears healthy from back issues that limited his playing time two years ago...a prolific rebounder and shot blocker...has the ability to nail the jumper around the lane...2010-11 Big South Freshman of the Year...Economics and Business major.

2012-13: BSC Defensive Player of the Year...Led BSC in field goal pct. in both overall and conference games...tied for BSC lead in blocks (3.0-8th in nation) and second in conference games...tied for 1st in league in offensive rebounds in both overall and conference games...in rebounding ranked sixth in overall games and fourth in conference games...ranked 10th in league in scoring...had seven block games in wins at ODU and Liberty...had six double-doubles on the year...produced 15 games with 3+ blocks...career-high 31 points with 15 rebounds at Campbell – 14 FG's tied a conference-high in year...scored 25 points with 5 blocks at Longwood...had seven-game stretch in February when he averaged 19.9 points, 8.3 rebounds, 3.0 blocks, and shot 61% from the floor...blocked five shots each against G. Washington, Longwood and UNCA...ranks second at VMI in career blocks per game with 2.1.

2012-13: Was limited by a back injury throughout his sophomore season and appeared in only 24 games and averaged just 15 minutes...came on strong at the end of the year and averaged 7.8 points and 4.3 rebounds in 24 minutes per game during the Big South Tourney while hitting 11 of 16 shots from the floor for 68% and shot 75% from the line (9-12) to help lead VMI to the conference finals...scored in double figures in five games including a season-high 16 points twice against Winthrop January 7 and in the Big South Tournament March 1 when he hit all six shots from the floor, all four free throw attempts, and blocked four Eagle shots...also had 13 points and four rebounds against High Point Jan. 19 and 10 points and six rebounds against Radford Jan. 14.

2010-11: Big South Freshman of the Year and voted top D-I frosh in Virginia as well as BSC all-freshman team...Led the Big South in blocks per game (2.3) ...Named Big South Player of the Week three times including back-to-back weeks in February...scored in double figures in 12 games including five straight where he averaged 12.6 points over that span...turned in first career-double double with 14 points and 10 rebounds against Liberty Feb. 15...scored a career-high 20 points against HPU 2/10...his 57 blocks rank fifth best all-time on the school single-season list and moved him into 10th on the all-time VMI list in blocks after just one season...blocked a school record nine shots against SVU and blocked five shots each against Winthrop Dec. 2, Radford Jan. 13, and Liberty Feb. 15.

HIGH SCHOOL: Averaged 18 points, 11 rebounds and three blocks at Norfolk Academy in 2009-10 and 15 points, nine rebounds, and two blocks per game his junior season playing both the power forward and center positions...was named First Team All-Tidewater Conference Independent Schools and was All-State honorable mention...was a three-time All-TCIS selection and was named All-Virginia Prep League three times...coached by Eric Acra at Norfolk Academy...was also a standout wide receiver for the Norfolk Academy football team and starred on the AAU BWSL Elite 17 A & B, 16 A, and 15 A basketball teams under Coach Boo Williams.




Top Career Performances

- Points - 31, at Campbell, 2/16/13
- Rebounds - 15 (2x), Last at Campbell, 2/16/13
- 3-Point FG Made - 1, at Marist, 2/23/13
- Blocked Shots - 9, vs. Southern Va., 11/23/10 (tied-school record)
- Assists - 3, at George Washington, 12/22/12
- Steals - 4 (2x), Last at Campbell, 2/16/13

Covington's Career Numbers

| YEAR | G-GS | MIN-AVG | FG-FGA | PCT | 3 PT FG-FGA | PCT | FT-FTA | PCT | REB | AVG | AST | TO | BLK | STL | PF-DQ | PTS | AVG |
|---------------|--------------|------------------|----------------|-------------|-------------|-------------|----------------|-------------|------------|------------|-----------|------------|------------|-----------|---------------|------------|-------------|
| 10-11 | 25-12 | 620-24.8 | 96-156 | .615 | 0-0 | .000 | 35-58 | .603 | 133 | 5.3 | 6 | 32 | 57 | 15 | 85-5 | 227 | 9.1 |
| 11-12 | 24-9 | 362-15.1 | 45-82 | .549 | 0-0 | .000 | 31-39 | .795 | 64 | 2.7 | 5 | 15 | 16 | 8 | 51-1 | 121 | 5.0 |
| 12-13 | 31-31 | 905-29.2 | 190-339 | .560 | 1-7 | .143 | 83-128 | .648 | 224 | 7.2 | 26 | 64 | 93 | 39 | 93-5 | 464 | 15.0 |
| Totals | 80-52 | 1887-23.6 | 331-577 | .574 | 1-7 | .143 | 149-225 | .662 | 421 | 5.3 | 37 | 111 | 166 | 62 | 229-11 | 812 | 10.2 |



#1 Rodney Glasgow

Senior ♦ G ♦ 5-10, 170
Silver Spring, Md.
Good Counsel

THREE-YEAR LETTERMAN/ECONOMICS AND BUSINESS MAJOR

Could contend for all-conference honors...will be counted on for scoring punch this season...a solid performer at point guard and should continue to step up his game as a player and leader...has the ability to change course of game with his dribble-penetration...great quickness and agility...returning three-year starter...Economics and Business Major.

2012-13: Ranked first in the league in assist-turnover ratio in both overall and conference games (2.46/3.19)...ranked fifth in the league in assists in both overall and conference games (4.75/4.70)...ranked 23rd in the conference in scoring (11.7)...was 14th in the conference in 3-pointers per game (1.75) had 18 games of double-figure scoring and averaged 20.5 points per game over the last four contests...scored 22 points in conference quarters against Longwood and finished with 31 points against Charleston Southern in the semifinals...dished out 11 assists against Longwood February 6 and had 10 against the Lancers March 7...had 14 games of five or more assists...scored a career-high 31 points against Charleston Southern in conference semifinals and was 12 of 23 from the field...drained four three-point goals in road games at Coastal Carolina, Radford, and Liberty.

2011-12: Appeared in 19 games as a starter and 22 games overall...was second on the team in assists with 75 averaging 2.5 per game...dished out four or more assists in 10 games...logged a season and career-high 10 assists against Central Penn...opened the season with double figure scoring games in the All-Military Classic with a career-high 17 points against The Citadel and 10 points against Air Force...had back-to-back 15 point games against Central Penn and Milligan and logged a double-double with his 10 assists against Central Penn Dec. 8...had seven points and four assists in back-to-back tournament wins against Coastal Carolina and Winthrop...had three steals against Radford Jan. 26...was 81% from the line on the season (30-37).

2010-11: All-Freshman team...Led the Big South in assist turnover ratio (2.68)...ranked fifth in the conference in assists with 117 assists against just 47 turnovers...ranked 15th in the conference in 3-pointers per game (1.6)dished out 11 assists against Central Penn 11/29 and averaging nearly 4.0 assists per game in conference contests...had nine game with five or more assists last season...had a three-game conference stretch in February (High Point, Radford, Liberty) when he did not commit a turnover in 68 minutes of play...scored in double figures in 12 games including three straight against conference foes when he averaged 14.4 points...shot 37% from 3-point range and hit six 3-pointers at Charleston Southern Feb. 3...pulled down a season-high seven rebounds against Longwood Dec. 11...registered six steals against Winthrop Dec. 2.

HIGH SCHOOL: Was a second team pick in the nationally renowned All-Washington Catholic Athletic Conference...in 2009-10, he averaged 15.6 points, 6.0 assists, and two steals and was named Second Team All-Conference and All-Montgomery County... as a junior, Glasgow averaged 13 points, five assists, and three steals and was also named team Player of the Year...played AAU basketball with Mid-Atlantic Select and won the 2009 MVP Award for the Piggly Wiggly Tournament...coached by Blair Mills at Good Counsel School.



Top Career Performances

- Points - 31, vs. Charleston Southern, 3/9/13
- Rebounds - 7 (2x), Last vs. Liberty, 1/9/1
- 3-Point FG Made - 6, at Charleston Southern, 2/5/11
- Blocked Shots - 1, at Presbyterian College, 1/5/13
- Assists - 11 (2x), Last at Longwood, 2/6/13
- Steals - 6, vs. Winthrop, 12/2/10

Glasgow's Career Numbers

| YEAR | G-GS | MIN-AVG | FG-FGA | PCT | 3 PT | | FT-FTA | PCT | REB | AVG | AST | TO | BLK | STL | PF-DQ | PTS | AVG |
|---------------|--------------|------------------|----------------|-------------|----------------|-------------|----------------|-------------|------------|------------|------------|------------|----------|-----------|--------------|------------|------------|
| | | | | | FG-FGA | PCT | | | | | | | | | | | |
| 10-11 | 30-29 | 802-26.7 | 93-234 | .397 | 47-123 | .382 | 53-71 | .746 | 71 | 2.4 | 117 | 47 | 0 | 33 | 51-0 | 286 | 9.5 |
| 11-12 | 27-19 | 592-21.9 | 58-140 | .414 | 21-77 | .273 | 30-37 | .811 | 48 | 1.8 | 75 | 36 | 0 | 24 | 50-1 | 167 | 6.2 |
| 12-13 | 28-27 | 851-30.4 | 106-245 | .433 | 49-130 | .377 | 66-80 | .825 | 70 | 2.5 | 133 | 54 | 1 | 36 | 48-0 | 327 | 11.7 |
| Totals | 85-75 | 2245-26.4 | 257-619 | .415 | 117-330 | .355 | 149-188 | .793 | 189 | 2.2 | 325 | 137 | 1 | 93 | 149-1 | 780 | 9.2 |



#5 Drew Absher

Senior ♦ G ♦ 5-10, 170
Mocksville, N.C.
Davie County/
(The Gunnery (Conn.))

THREE-YEAR LETTERMAN/ECONOMICS AND BUSINESS MAJOR

Has provided the Keydets with all-out effort over career in a reserve role...will give depth to the backcourt...senior who leads by example and will be counted on for leadership this year...Psychology major.

2012-13: Appeared in 13 games...played a season-high eight minutes against Marist and scored three points nailing a trey...scored two points at Wright State...pulled down two rebounds at High Point...logged assists in Central Penn, West Virginia, Shenandoah, and Longwood games...converted one of two free throws against Virginia University of Lynchburg.

2011-12: Played in nine games and had a season-high eight minutes against Charleston Southern Dec. 3...scored two points in both the Charleston Southern and Gardner-Webb February 11...hit both free throw attempts at Gardner-Webb...logged rebounds against Milligan Dec. 10 and Liberty January 10.

2010-11: Appeared in 12 games in a reserve role...shot the ball well every time he got his hands on the ball...for the season he hit 10-of-16 shots from the floor (.625), six-of-11 from 3-point range (.545) and seven-of-eight (87.5%) from the charity stripe...had a career night against Central Penn when in just 16 minutes of action he scored 18 points, converted six-of-seven shots from the floor including three-of-four from long range and nailed three-of-four free throws...converted both free throw attempts against UVA-Wise Dec. 8 and Liberty Jan. 20.

HIGH SCHOOL: Comes to team as recruited walk-on...will give Keydets needed depth in the backcourt...adapts well to the up-tempo system...three-year team captain at Davie County...two-time First Team All-District...two-time All-District and All-Northwest...third-leading scorer in school history...holds school record for three-pointers made...averaged 15.5 points per game and over five assists per contest at The Gunnery, a prestigious prep school in Connecticut.



Top Career Performances

Points - 18, vs. Central Penn, 11/29/10
Rebounds - 2 (2x), Last at High Point, 1/23/13
3-Point FG Made - 3, vs. Central Penn, 11/29/10
Blocked Shots - N/A
Assists - 1 (8x), Last at Longwood, 2/6/13
Steals - 1 (2x), Last vs. Central Penn, 11/29/10

Absher's Career Numbers

| YEAR | G-GS | MIN-AVG | FG-FGA | PCT | 3 PT | | | FT-FTA | PCT | REB | AVG | AST | TO | BLK | STL | PF-DQ | PTS | AVG |
|---------------|-------------|----------------|--------------|-------------|-------------|-------------|--------------|-------------|-----------|------------|----------|----------|----------|----------|------------|-----------|------------|-----|
| | | | | | FG-FGA | PCT | PCT | | | | | | | | | | | |
| 10-11 | 12-0 | 40-3.3 | 10-16 | .625 | 6-11 | .545 | 7-8 | .875 | 2 | 0.2 | 1 | 1 | 0 | 2 | 3-0 | 33 | 2.8 | |
| 11-12 | 9-0 | 29-3.2 | 1-10 | .100 | 0-6 | .000 | 2-2 | 1.000 | 4 | 0.4 | 2 | 3 | 0 | 0 | 3-0 | 4 | 0.4 | |
| 12-13 | 13-0 | 50-3.8 | 2-10 | .200 | 1-8 | .125 | 1-2 | .500 | 6 | 0.5 | 4 | 5 | 0 | 0 | 2-0 | 6 | 0.5 | |
| Totals | 34-0 | 119-3.5 | 13-36 | .361 | 7-25 | .280 | 10-12 | .833 | 12 | 0.4 | 7 | 9 | 0 | 2 | 8-0 | 43 | 1.3 | |



#3 Brian Brown

Junior ♦ G ♦ 5-11, 185
Kings Mountain, N.C.
Kings Mountain


TWO-YEAR LETTERMAN/CIVIL ENGINEERING MAJOR

A returner starter at shooting guard...can carry a team when he is hot...will be counted on for outside point production beyond the three-point arc...looking to improve consistency this season...good defensive player who takes on tough assignments...a veteran performer who will provide leadership in the backcourt...excellent range that can extend defenses...Psychology major.

2012-13: Played in all 31 games with 29 starts at shooting guard...ranked fourth on the team in scoring with an 8.5 points per game average... averaged 9.2 points in conference games...hit double figures 15 times on the year ...started the season with 20 and 22 points games over the first three contests...ranked fifth in the Big South in 3 pt. Percentage (37%) and sixth in 3-pt. goals per game (2.29) drained 7 of 14 three-pointers in the season opener against The Citadel and added five treys against Central Penn Nov. 13 and Morgan State Dec. 1...had four or more three-point goals in eight games during the year...only went to the line 19 times, but hit 16 attempts for an 84% free throw percentage...had season-high seven rebounds in tournament game against Charleston Southern...scored 16 points and went 4 from 8 from 3-point range in win over Elon November 24.

2011-12: Played in 22 games all in reserve...lettered for the first time...scored a career-high 15 points at Gardner-Webb when he hit six of 11 shots and three of seven beyond the arc in 34 minutes played...scored six points against Milligan Dec. 10 including two treys...had four points at Charleston Southern Dec. 3 and went 2-of-3 from the field...scored five points at Longwood Dec. 12.

HIGH SCHOOL: Averaged 22.3 points per game his senior season and pulled down 8.4 rebounds per game...also averaged 3.0 assists and 3.2 steals per game in 2010-11 while scoring 25 or more points in eight games...averaged 19.7 points per game as a junior with 6.1 rebounds, and 3.0 assists...shot 53 percent from the field in 2009-10, including 36 percent from 3-point range.




Top Career Performances

- Points - 22, at The Citadel, 11/10/12
- Rebounds - 7, vs. Charleston Southern, 3/9/13
- 3-Point FG Made - 7, at The Citadel, 11/10/12
- Assists - 3 (3x), Last at Liberty, 2/26/13
- Steals - 3 (2x), Last vs. Liberty, 1/9/13

Brown's Career Numbers

| YEAR | G-GS | MIN-AVG | FG-FGA | PCT | 3 PT | | | REB | AVG | AST | TO | BLK | STL | PF-DQ | PTS | AVG | |
|---------------|--------------|-----------------|----------------|-------------|---------------|-------------|--------------|-------------|-----------|------------|-----------|-----------|----------|-----------|-------------|------------|------------|
| | | | | | FG-FGA | PCT | FT-FTA | | | | | | | | | | PCT |
| 11-12 | 22-0 | 156-7.1 | 13-43 | .302 | 7-32 | .219 | 0-0 | .000 | 16 | 0.7 | 5 | 7 | 0 | 3 | 12-0 | 33 | 1.5 |
| 12-13 | 31-29 | 806-26.0 | 89-233 | .382 | 71-192 | .382 | 16-19 | .842 | 65 | 2.1 | 32 | 24 | 0 | 19 | 44-0 | 265 | 8.5 |
| Totals | 53-29 | 962-18.2 | 102-276 | .370 | 78-224 | .348 | 16-19 | .842 | 81 | 1.5 | 37 | 31 | 0 | 22 | 56-0 | 298 | 5.6 |



#4 Christian Burton

Junior ♦ G ♦ 5-10, 170
Virginia Beach, Va.
Kellam

TWO-YEAR LETTERMAN/ECONOMICS AND BUSINESS MAJOR

Has played well at guard in limited opportunities...works hard to contribute any way he can...has good range and is a legitimate threat from the perimeter...will help the depth in the backcourt...International Studies major.

2012-13: Played in 13 games all in reserve...played a season-high 15 minutes at Marist... shot 27% (5-18) from 3-point range...scored in six games including a season-high six points against Virginia University of Lynchburg...had four points including a 3-pointer in the BracketBusters game at Marist...pulled down two rebounds each against Virginia-University-Lynchburg, Shenandoah, and Marist...hit a 3-pointer against West Virginia in his only shot attempt against the Mountaineers.

2011-12: Limited to six early season games because of injury sustained in early January which forced him to the sidelines for the rest of the year...scored his first college point at Charleston Southern Dec. 3...scored a season-high five points against Milligan and hit both shots from the field...logged steals against both Charleston Southern and Milligan...hit two of three free throws on the season.

HIGH SCHOOL: Averaged 11 points per game, three rebounds and three assists senior year at Kellam HS...All-Beach District...graduated with 3.67 GPA...National Honor Society...Historian of HS Monogram Club... father is a submariner, and Christian is pursuing a commission in the Marine Corps.



Top Career Performances

Points - 6, vs. Virginia Univ. of Lynchburg, 12/3/12

Rebounds - 3, vs. Shenandoah, 1/2/13

3 Point FG Made - 2, vs. Virginia Univ. of Lynchburg, 12/3/12

Assists - 2, vs. Virginia Univ. of Lynchburg, 12/3/12

Steals - 1 (4x), Last at Charleston Southern, 2/21/13

Burton's Career Numbers

| YEAR | G-GS | MIN-AVG | FG-FGA | PCT | 3 PT | | | FT-FTA | PCT | REB | AVG | AST | TO | BLK | STL | PF-DQ | PTS | AVG |
|---------------|-------------|---------------|-------------|-------------|-------------|-------------|-------------|-------------|-----------|------------|----------|----------|----------|----------|-------------|-----------|------------|-----|
| | | | | | FG-FGA | PCT | PCT | | | | | | | | | | | |
| 11-12 | 6-0 | 11-1.8 | 2-3 | .667 | 0-1 | .000 | 2-3 | .667 | 2 | 0.3 | 0 | 4 | 0 | 2 | 0-0 | 6 | 1.0 | |
| 12-13 | 13-0 | 62-4.8 | 7-21 | .333 | 5-18 | .278 | 1-7 | .143 | 10 | 0.8 | 4 | 2 | 0 | 2 | 10-0 | 20 | 1.5 | |
| Totals | 19-0 | 73-3.8 | 9-24 | .375 | 5-19 | .263 | 3-10 | .300 | 12 | 0.6 | 4 | 6 | 0 | 4 | 10-0 | 26 | 1.4 | |



#34 Jarid Watson

Junior ♦ C ♦ 6-7, 215
Burtonsville, Va.
Springbrook

TWO-YEAR LETTERMAN/BIOLOGY MAJOR

Working to make more of a contribution this season after seeing playing time decrease as a sophomore...a tenacious rebounder with inside athleticism that will help the Keydets forwards play with the graduation of Stan Okoye. ...will give depth to the front line and has experience as both a starter and reserve...Biology major.

2012-13: Played in 21 games averaging 5.1 minutes per game...reached double figures once with 10 points against Shenandoah when he hit five of seven shots from the floor and played a season-high 14 minutes...was three for three from the field against Longwood Feb. 6...blocked two shots against Central Penn Nov. 13.

2011-12: Played in 27 games and started six contests with five coming late in the season...scored a season-high eight points at UNC Asheville Jan. 5 when he hit all four field goal attempts...pulled down a season-high seven rebounds against Gardner-Webb February 11 and six rebounds against Milligan December 10 and Liberty February 14...shot 53.1% on the season...logged 18 blocks including a season-high four rejections in the BracketBusters game against William & Mary February 18.

HIGH SCHOOL: Averaged 12.0 points and 8.0 rebounds and averaged 3.0 blocks per game as a senior...scored in double figures in 12 games in 2010-11 and twice scored a season-high 18 points on a team that posted 22 wins...high school team won two 3A Maryland State Championships during his 3-year varsity career...also played AAU basketball with current Keydet point guard Rodney Glasgow.




Top Career Performances

- Points - 8, at UNC Asheville, 1/5/12
- Rebounds - 7, at Gardner-Webb, 2/11/12
- Blocked Shots - 4, vs. William & Mary, 2/18/12
- Assists - 2, vs. Alice Lloyd, 11/15/11
- Steals - 1 (6x), Last at Coastal Carolina, 1/19/13

Watson's Career Numbers

| YEAR | G-GS | MIN-AVG | FG-FGA | PCT | 3 PT | | | REB | AVG | AST | TO | BLK | STL | PF-DQ | PTS | AVG | |
|---------------|-------------|----------------|--------------|-------------|------------|-------------|--------------|-------------|-----------|------------|-----------|-----------|-----------|----------|-------------|-----------|------------|
| | | | | | FG-FGA | PCT | PCT | | | | | | | | | | |
| 11-12 | 27-6 | 245-9.1 | 17-32 | .531 | 0-0 | .000 | 6-15 | .400 | 61 | 2.3 | 7 | 9 | 18 | 4 | 33-0 | 40 | 1.5 |
| 12-13 | 21-0 | 107-5.1 | 13-23 | .565 | 0-0 | .000 | 7-15 | .467 | 27 | 1.3 | 6 | 10 | 5 | 2 | 15-0 | 33 | 1.6 |
| Totals | 48-6 | 352-7.3 | 30-55 | .545 | 0-0 | .000 | 13-30 | .433 | 88 | 1.8 | 13 | 19 | 23 | 6 | 48-0 | 73 | 1.5 |



#40 Jordan Weethee

R-Sophomore ♦ F ♦ 6-6, 210
Greensboro, N.C.
High Point Christian

ONE-YEAR LETTERMAN/PSYCHOLOGY MAJOR

Returns this season after missing last year with a torn ACL...Keydets await his excellent 3-point shooting range which led to several big wins his freshman year...will add proven scoring punch in the years to come...Psychology major.

2012-13: Missed the season due to injury.

2011-12: Played in 33 games all in a reserve role and averaged nearly 15 minutes a game while finishing fifth on the team in scoring with a 6.6 points per game average...shot an astounding 9 of 13 from 3-point range in the Big South tournament to help propel VMI to the finals including five treys in win over Coastal Carolina in quarter-finals...scored a season-high 19 points at Longwood...pulled down a season-high five rebounds against Liberty and Milligan...hit double figures 10 times on the year including 15 points in his college debut against The Citadel Nov. 11...hit five three-pointers against Alice Lloyd on November 15...led the team in 3-point shooting percentage with a 40.3% mark.

HIGH SCHOOL: Averaged 17.9 points per game in 2010-11 with 9.3 rebounds and 2.0 assists...scored a career-high 36 points and also made nine three-pointers in one game against Charlotte Christian...completed his high school career with over 1,500 points and 75 three-point goals...Weethee played for Coach Brandon Clifford and helped his team to 18 wins during his senior year.




Top Career Performances

Points - 19, at Longwood, 12/12/11
Rebounds - 5 (2x), Last vs. Liberty, 1/10/12
3-Point FG Made - 5 (2x), Last vs. Coastal Carolina, 2/29/12
Blocked Shots - 2, vs. Milligan, 12/10/11
Assists - 3 (2x), Last at UNC Asheville, 3/3/12
Steals - 2 (2x), Last vs. Central Penn, 12/8/11

Weethee's Career Numbers

| YEAR | G-GS | MIN-AVG | FG-FGA | PCT | 3 PT FG-FGA | PCT | FT-FTA | PCT | REB | AVG | AST | TO | BLK | STL | PF-DQ | PTS | AVG |
|---------------|-----------------------|-----------------|---------------|-------------|---------------|-------------|--------------|-------------|-----------|------------|-----------|-----------|----------|----------|-------------|------------|------------|
| 11-12 | 33-0 | 485-14.7 | 76-178 | .427 | 50-124 | .403 | 17-21 | .810 | 71 | 2.2 | 26 | 30 | 3 | 8 | 49-0 | 219 | 6.6 |
| 12-13 | DID NOT PLAY - INJURY | | | | | | | | | | | | | | | | |
| Totals | 33-0 | 485-14.7 | 76-178 | .427 | 50-124 | .403 | 17-21 | .810 | 71 | 2.2 | 26 | 30 | 3 | 8 | 49-0 | 219 | 6.6 |



#32 Phillip Anglade

Sophomore ♦ F ♦ 6-5, 210
 Long Island, N.Y.
 Davidson Day School

ONE-YEAR LETTERMAN/ECONOMICS AND BUSINESS MAJOR

Should see his role on Keydet frontline grow in 2013-14...will be counted on for inside toughness and rebounding production with the graduation of Stan Okoye...coming off a very promising freshman campaign where he had an impact coming off the bench...could vie for a starting role at power forward...Economics and Business major.

2013-14: Played in all 31 games with five starts...started five consecutive games in February (Radford, Longwood, UNC Asheville, Radford, Campbell) and hit 12 of 14 shots from the floor in that role...played most of the year with an injured hand which affected his shooting especially from the line... averaged 2.9 points and 2.9 rebounds...shot 55% from the floor (38-68)...amassed a season-high 11 rebounds against Army Nov. 11 in the All-Military Classic...pulled down five or more rebounds in seven games...scored season-high eight points against Shenandoah January 2 when he hit all four shots from the floor...scored as season-high 9 points against Virginia University of Lynchburg...had seven rebounds against both Morgan State Dec. 1 and Longwood Feb. 6. ...blocked two shots at Radford.

HIGH SCHOOL: Helped lead Davidson Day to NCISAA 2A title game, received Most Outstanding Player award after averaging 13 points and 11.9 rebounds...2012 All-State...MVP of 2011 Augusta Christian Tournament and 2011 S.P.A.A. Tournament...All-Tournament for All-Stars Holiday Classic and Charlotte Sports Commission Hardwood Classic.



Top Career Performances

- Points - 9, vs. Virginia Univ. of Lynchburg, 12/3/12
- Rebounds - 11, vs. Army, 11/11/12
- Blocked Shots - 2 (2x), Last at Radford, 1/30/13
- Assists - 1, at Longwood, 2/6/13
- Steals - 2 (2x), Last vs. Central Penn, 12/8/11

Anglade's Career Numbers

| YEAR | G-GS | MIN-AVG | FG-FGA | PCT | 3 PT FG-FGA | PCT | FT-FTA | PCT | REB | AVG | AST | TO | BLK | STL | PF-DQ | PTS | AVG |
|---------------|-------------|-----------------|--------------|-------------|-------------|-------------|--------------|-------------|-----------|------------|----------|----------|-----------|-----------|-------------|-----------|------------|
| 12-13 | 31-5 | 403-13.0 | 38-68 | .559 | 0-0 | .000 | 15-35 | .429 | 89 | 2.9 | 1 | 9 | 18 | 14 | 41-0 | 91 | 2.9 |
| Totals | 31-5 | 403-13.0 | 38-68 | .559 | 0-0 | .000 | 15-35 | .429 | 89 | 2.9 | 1 | 9 | 18 | 14 | 41-0 | 91 | 2.9 |



#23 Tim Marshall

Sophomore ♦ G ♦ 6-3, 185
Virginia Beach, Va.
Landstown

ONE-YEAR LETTERMAN/ECONOMICS AND BUSINESS MAJOR

Will give the perimeter game depth off the bench and could also contend for a starting role...has good range and is working to develop as a dependable 3-point shooter...looking to improve 3-point percentage consistency...good size for a shooting guard and thrives on the uptempo style of play...switching number to 23 after wearing 35 last season...Economics and Business major.

2012-13: Played in all 31 games his freshman year and averaged 15.3 points per game...ranked fifth on the team in scoring averaging 6.5 points per game...reached double figures scoring in five of the first 12 games the season....converted eight of 10 free throws on his way to a season-high 18 points against Campbell February 16...also tallied 18 points against Shenandoah January 2 when he nailed a season-high five 3-pointers in six attempts... hit four of seven trays in a 14-point outing at George Washington...scored in double figures in three consecutive conference games in January (High Point, Gardner-Webb, Radford) averaging 11.8 points and shooting 35% from 3-point range...converted four three-point goals at Charleston Southern Feb. 21 on his way to a 15-point night...had six games of at least four 3-point goals.

HIGH SCHOOL: Averaged 14.6 points and 5.3 rebounds as a senior...First Team All-Beach District and All-Tidewater Honorable Mention...hit 57 three-point field goals...team won Beach District.




Top Career Performances

- Points - 18 (2x), Last at Campbell, 2/16/13
- Rebounds - 4, at Marist, 2/23/13
- 3-Point Field Goals - 5, vs. Shenandoah, 1/2/13
- Assists - 2 (2x), Last at Virginia Tech, 11/15/12
- Steals - 3, vs. Virginia Univ. of Lynchburg, 12/3/12

Marshall's Career Numbers

| YEAR | G-GS | MIN-AVG | FG-FGA | PCT | 3 PT | | FT-FTA | PCT | REB | AVG | AST | TO | BLK | STL | PF-DQ | PTS | AVG |
|---------------|------|----------|--------|------|--------|------|--------|------|-----|-----|-----|----|-----|-----|-------|-----|-----|
| | | | | | FG-FGA | PCT | | | | | | | | | | | |
| 12-13 | 31-1 | 474-15.3 | 66-199 | .332 | 48-157 | .306 | 21-29 | .724 | 43 | 1.4 | 14 | 25 | 0 | 17 | 45-0 | 201 | 6.5 |
| Totals | 31-1 | 474-15.3 | 66-199 | .332 | 48-157 | .306 | 21-29 | .724 | 43 | 1.4 | 14 | 25 | 0 | 17 | 45-0 | 201 | 6.5 |



#15 Trey Chapman

Freshman ♦ F ♦ 6-6, 205
Greensboro, N.C.
Wesleyan Christian


HIGH SCHOOL: Played at independent school power house Wesleyan Christian Academy (Greensboro, N.C.) coached by Keith Gatlin...started prep career at Greensboro Day.



#35 Julian Eleby

Freshman ♦ G ♦ 6-3, 190
Fayetteville, N.C.
Village Christian (Fork Union)

HIGH SCHOOL: Scored 1,154 points and had 610 rebounds over two seasons at Village Christian to become the school's all-time leader in both categories...helped lead his team to a 27-7 record his senior year and was named All-Conference...was named Cape Fear Independent Conference Player of the Year his junior...hit eight three pointers in a game his senior year.



#12 Ot Elmore

Freshman ♦ G ♦ 6-3, 190
Charleston, W.Va.
South Charleston (Fork Union)

HIGH SCHOOL: Averaged 16.3 points, 7.0 rebounds, and 4 assists per game at South Charleston High School in 2011-12...prepped last year at Fork Union Military Academy...son of Gay Elmore VMI '86 who was a two-time Southern Conference Player of the Year for the Keydets in 1986 and 1987 and finished his career as the school's then all-time leading scorer with 2,422 points – a mark that stood for 22 years.




Above: Brian Brown and D.J. Covington defend against Shenandoah.

Below: The VMI coaching staff looks on during the Big South Championship semifinals.



The Keydets trap during last year's game at George Washington.





#25 Craig Hinton

Freshman ♦ F ♦ 6-7, 195
Winston-Salem, N.C.
East Forsyth


HIGH SCHOOL: Averaged 17.0 points, 10.1 rebounds, and shot 59.7% from the floor and was named all-conference...averaged 15 points and 10 rebounds with two blocks per game his junior year for East Forsyth coached by Mike Muse...participated in National High School Slam Dunk competition on Final Four weekend.



#21 Tyrell Mason

Freshman ♦ G ♦ 6-3, 190
Stafford, Va.
Mountain View

HIGH SCHOOL: Named Second Team All-Commonwealth District his senior year and helped Mountain View become the first Stafford County team to win a regional championship...selected to play in the VHSCA East-West game...Scored 11 points to help lead Mountain View to the championship game title of the Pohanka Tournament...scored 19 points in Mountain View's regular season finale win over Orange.



#22 QJ Peterson

Freshman ♦ G ♦ 6-0, 170
Hedgesville, W.Va.
Hedgesville (Massanutten Military)

HIGH SCHOOL: Played on the Massanutten Military Academy Prep team coached by Chad Myers in 2013-14... averaged 21 points per game, six rebounds, and four assists per game at Hedgesville High School his senior year of 2011-12 under coach Kelly Church...athletic combo guard.



Above: VMI huddles before playing Virginia Tech at Cassell Coliseum.

Below: Celebration of a win over BSC rival Campbell.



Rodney Glasgow (L) and Phillip Anglade (R) celebrate during a win over Elon at Cameron Hall.



Media Information

The 2013-14 season promises to be an exciting one and we will do everything we can to keep you up to date on the latest with Keydet basketball. If you have a special request or if we can be of further service to you, please don't hesitate to contact us.

WORKING MEDIA: Press and photography passes and parking permits will be supplied to those media outlets regularly covering VMI basketball well in advance of the season. All others are requested to call this office far enough in advance so the tickets can be mailed. Passes may also be left at will call at the Cameron Hall ticket office.

PRESS ROW: All media, both radio networks, and the statistical crew are situated on the east side of the court. Wireless internet access is available for media members on press row.

RADIO: Two telephone lines are already installed for the official visiting station, and a trade-out agreement is desirable. If additional lines are needed, contact VMI Athletic Communications.

GAME INFORMATION: All media covering VMI games will be provided updated statistics on both teams, rosters, and game notes which will include updated conference standings when applicable. Pizza, chocolate chip cookies and drinks will be provided prior to the game.

AFTER THE GAME: A complete statistical package with play-by-play will be available as soon after the game as possible. Both locker rooms are located on the left and right at the bottom of the ramp at the north end of the arena floor. Coaches will be interviewed outside their respective locker rooms and VMI players will be brought out upon request (contact VMI Athletic Communications staff on

press row).

INTERVIEWS: All player and staff interviews must be arranged through the VMI Athletic Communications Office.

DIRECTIONS TO CAMERON HALL: Most of our annual visitors know how to get to the Keydet home arena, but for those who have never visited the city of Lexington, take note:

From the East, North, or South: Follow I-81 to Exit 188 B toward Lexington (U.S. 60 west). Follow U.S. 60 west to Nelson Street into town. Turn right at the intersection of Nelson and Main Streets. Follow Main Street .5 mile to the arena on the right.

From the West: Follow I-64 east to Exit 55 (U.S. 11) and head south toward Lexington. Follow U.S. 11 toward Lexington for .5 mile. Stay to the right across the Maury River Bridge and follow U.S. 11 Business for .3 mile. Cameron Hall will be on your left.

KEYDETS ON THE WEB: Fans and media are encouraged to follow the team on the VMI athletic home page. Timely information on the basketball Keydets will be available to both media and fans alike. The VMI Keydets can be accessed on the world wide web at www.VMIKeydets.com.

ITS VMI, PLEASE: When referring to our athletic teams, it is requested that members of the media refer to this institution as "VMI", or "Virginia Military Institute", not "Virginia Military" or the cryptic "Va. Military". Any help in using the correct moniker would be greatly appreciated. In addition, please do not edit the red, white and yellow colors of the VMI logo traditionally provided.



VMI ATHLETIC COMMUNICATIONS



Wade Branner
Assoc. AD/Athletic Comm.
Basketball Contact
Office: 540-464-7515
Cell: 540-319-1271
Email: brannerwh@vmi.edu
Coverage: Football, Basketball, Rifle, Radio Network, Video Production



Brad Salois
Associate Athletic
Communications Director
Office: 540-464-7015
Cell: 940-642-9865
Email: saloisbj@vmi.edu
Coverage: Baseball, Indoor/Outdoor Track and Field, Cross Country, Women's Soccer, Swimming and Diving - Secondary Contact for Basketball and Football



John Stark
Assistant Athletic
Communications Director
Office: 540-464-7514
Cell: 570-809-1946
Email: starkjkc@vmi.edu
Coverage: Lacrosse, Men's Soccer, Wrestling, Water Polo - Secondary Contact for Baseball and Track and Field

Contact Information

Athletic Department 540-464-7251
 Athletic Dept./Basketball Fax 540-464-7790
 Athletic Media Relations Fax 540-464-7583
 Press Row Phone 540-463-6725
 Basketball Office 540-464-7384
 Website www.VMIKeydets.com

Athletic Communications Mailing Address:

VMI Athletic Communications Office
 116 Smith Hall
 Lexington, VA 24450

Basketball Office Mailing Address:

VMI Basketball Office
 204 Cameron Hall
 Lexington, VA 24450

Keydets on The Air

VMI RADIO NETWORK

Regular season games and tournament action of the 2013-14 Keydets can be heard on 96.7 3WZ, originating in Lexington. Wade Branner, "The Voice of the Keydets", returns to call his 27th season of VMI Basketball.

The pregame show airs 15 minutes before tip-off.

KEYDETS VIDEO AND AUDIO ON DEMAND/BROADCAST

All VMI basketball home games and Big South Conference contests are available with live video on-demand on the Big South Network at www.bigsouthsports.com. This marks the first basketball season during which the Big South Network is free of charge and also available on mobile devices. Live audio of radio broadcasts is available at www.wrel.com and an alternate feed may be accessed at www.vmikeydets.com. The 2013 VMI basketball broadcast schedule is, at press time, as follows:

- Nov. 8 vs. The Citadel - ESPNU
- Nov. 9 vs. Air Force/Army - ESPN3
- Nov. 12 at Wake Forest - ESPN3
- Nov. 18 at Virginia Tech - ESPN3
- Dec. 30 at Clemson - ESPN3
- Jan. 25 at Winthrop - ESPN3
- Feb. 15 at Liberty - Liberty Flames Sports Network (LFSN)



Wade Branner returns to call another season of VMI Basketball in 2013-14.

KEYDETS ON SOCIAL MEDIA

The VMI Athletic Communications office is currently utilizing several methods to communicate with supporters and media interested in VMI athletics. The staff uses Twitter (@VMISID), the microblogging site, to provide updates at many VMI athletic events, including all home basketball games. Fans are encouraged to use special hashtags to join the discussion for each game. That game's hashtag will be made available in various pre-game materials, as well as on Twitter during the pre-game activities.

CoverItLive is also used to provide live blogs that include user questions at several VMI athletic events throughout the year.

2012-13 Statistics

| RECORD: | OVERALL | HOME | AWAY | NEUTRAL |
|----------------|---------|------|------|---------|
| ALL GAMES | 14-17 | 8-5 | 5-10 | 1-2 |
| CONFERENCE | 8-8 | 4-4 | 4-4 | 0-0 |
| NON-CONFERENCE | 6-9 | 4-1 | 1-6 | 1-2 |

| ## | Player | gp-gs | min | avg | Total | | | 3-Point | | F-Throw | | Rebounds | | | | pf | dq | a | to | blk | stl | pts | avg |
|----------------|-------------------|-------|------|------|----------|------|---------|---------|---------|---------|-----|----------|------|------|-----|----|-----|-----|-----|-----|------|------|-----|
| | | | | | fg-fga | fg% | 3fg-fga | 3fg% | ft-fa | ft% | off | def | tot | avg | | | | | | | | | |
| 11 | OKOYE, Stan | 31-31 | 1010 | 32.6 | 236-523 | .451 | 59-161 | .366 | 135-202 | .668 | 79 | 211 | 290 | 9.4 | 67 | 1 | 82 | 100 | 13 | 47 | 666 | 21.5 | |
| 24 | COVINGTON, D.J. | 31-31 | 905 | 29.2 | 190-339 | .560 | 1-7 | .143 | 83-128 | .648 | 93 | 131 | 224 | 7.2 | 93 | 5 | 26 | 64 | 93 | 39 | 464 | 15.0 | |
| 01 | GLASGOW, Rodney | 28-27 | 851 | 30.4 | 106-245 | .433 | 49-130 | .377 | 66-80 | .825 | 10 | 60 | 70 | 2.5 | 48 | 0 | 133 | 54 | 1 | 36 | 327 | 11.7 | |
| 03 | BROWN, Brian | 31-29 | 806 | 26.0 | 89-233 | .382 | 71-192 | .370 | 16-19 | .842 | 31 | 34 | 65 | 2.1 | 44 | 0 | 32 | 24 | 0 | 19 | 265 | 8.5 | |
| 35 | MARSHALL, Tim | 31-1 | 474 | 15.3 | 66-199 | .332 | 48-157 | .306 | 21-29 | .724 | 14 | 29 | 43 | 1.4 | 45 | 0 | 14 | 25 | 0 | 17 | 201 | 6.5 | |
| 30 | GORE, Nick | 31-26 | 730 | 23.5 | 55-143 | .385 | 19-72 | .264 | 23-41 | .561 | 38 | 97 | 135 | 4.4 | 69 | 2 | 75 | 38 | 4 | 30 | 152 | 4.9 | |
| 23 | ALBRITTON, Dorian | 25-0 | 277 | 11.1 | 35-113 | .310 | 25-92 | .272 | 3-8 | .375 | 12 | 24 | 36 | 1.4 | 28 | 0 | 14 | 17 | 0 | 5 | 98 | 3.9 | |
| 32 | ANGLADE, Phillip | 31-5 | 403 | 13.0 | 38-68 | .559 | 0-0 | .000 | 15-35 | .429 | 35 | 54 | 89 | 2.9 | 41 | 0 | 1 | 9 | 18 | 14 | 91 | 2.9 | |
| 12 | STEPHENSON, Gavin | 22-0 | 194 | 8.8 | 17-51 | .333 | 3-19 | .158 | 11-16 | .688 | 8 | 21 | 29 | 1.3 | 22 | 0 | 24 | 19 | 0 | 16 | 48 | 2.2 | |
| 14 | CARR, Joe | 29-5 | 356 | 12.3 | 18-43 | .419 | 1-13 | .077 | 15-22 | .682 | 18 | 35 | 53 | 1.8 | 52 | 2 | 50 | 37 | 1 | 23 | 52 | 1.8 | |
| 34 | WATSON, Jarid | 21-0 | 107 | 5.1 | 13-23 | .565 | 0-0 | .000 | 7-15 | .467 | 15 | 12 | 27 | 1.3 | 15 | 0 | 6 | 10 | 5 | 2 | 33 | 1.6 | |
| 04 | BURTON, Christian | 13-0 | 62 | 4.8 | 7-21 | .333 | 5-18 | .278 | 1-7 | .143 | 9 | 1 | 10 | 0.8 | 10 | 0 | 4 | 2 | 0 | 2 | 20 | 1.5 | |
| 05 | ABSHER, Drew | 13-0 | 50 | 3.8 | 2-10 | .200 | 1-8 | .125 | 1-2 | .500 | 1 | 5 | 6 | 0.5 | 2 | 0 | 4 | 5 | 0 | 0 | 6 | 0.5 | |
| Team | | | | | | | | | | | | 54 | 52 | 106 | 2 | 5 | | | | | | | |
| Total..... | | 31 | 6225 | | 872-2011 | .434 | 282-869 | .325 | 397-604 | .657 | 417 | 766 | 1183 | 38.2 | 538 | 10 | 465 | 409 | 135 | 250 | 2423 | 78.2 | |
| Opponents..... | | 31 | 6225 | | 889-1985 | .448 | 209-590 | .354 | 424-600 | .707 | 423 | 838 | 1261 | 40.7 | 513 | - | 457 | 452 | 76 | 211 | 2411 | 77.8 | |

| TEAM STATISTICS | VMI | OPP | Date | Opponent | Score | Att. | | | | |
|------------------------|----------|----------|------------|-------------------------|------------|------------|------------|------------------------|---------|------|
| SCORING | 2423 | 2411 | 11/10/12 | at The Citadel | L 76-84 | 1180 | | | | |
| Points per game | 78.2 | 77.8 | 11/11/12 | vs Army Black Knights | L 74-80 | 778 | | | | |
| Scoring margin | +0.4 | - | 11/13/12 | CENTRAL PENN COLLEGE | w 116-81 | 570 | | | | |
| FIELD GOALS-ATT | 872-2011 | 889-1985 | 11/15/12 | at Virginia Tech | L 80-95 | 6883 | | | | |
| Field goal pct | .434 | .448 | 11-21-12 | at Old Dominion | w 76-71 | 6801 | | | | |
| 3 POINT FG-ATT | 282-869 | 209-590 | 11/24/12 | ELON | w 90-81 | 1272 | | | | |
| 3-point FG pct | .325 | .354 | 11/28/12 | at West Virginia | L 69-94 | 7531 | | | | |
| 3-pt FG made per game | 9.1 | 6.7 | 12/01/12 | MSU | Lot 80-81 | 2684 | | | | |
| FREE THROWS-ATT | 397-604 | 424-600 | 12/03/12 | VIRGINIA U - LYNCHBURG | w 102-61 | 549 | | | | |
| Free throw pct | .657 | .707 | 12/8/12 | at Wright State | L 59-92 | 3500 | | | | |
| F-Throws made per game | 12.8 | 13.7 | 12/22/12 | at George Washington | L 67-76 | 1753 | | | | |
| REBOUNDS | 1183 | 1261 | 01/02/13 | SHENANDOAH | w 110-54 | 540 | | | | |
| Rebounds per game | 38.2 | 40.7 | * 01/05/13 | at Presbyterian College | w 86-77 | 862 | | | | |
| Rebounding margin | -2.5 | - | * 01/09/13 | LIBERTY | w 82-69 | 1068 | | | | |
| ASSISTS | 465 | 457 | * 01/12/13 | WINTHROP | w 72-54 | 1235 | | | | |
| Assists per game | 15.0 | 14.7 | * 01/16/13 | CAMPBELL | w 76-57 | 2234 | | | | |
| TURNOVERS | 409 | 452 | * 01/19/13 | at Coastal Carolina | L 49-72 | 2419 | | | | |
| Turnovers per game | 13.2 | 14.6 | * 1-23-13 | at High Point | L 69-96 | 1306 | | | | |
| Turnover margin | +1.4 | - | * 01/26/13 | GWU | L 49-63 | 3320 | | | | |
| Assist/turnover ratio | 1.1 | 1.0 | * 01/30/13 | at Radford | w 70-69 | 1522 | | | | |
| STEALS | 250 | 211 | * 02-06-13 | at Longwood | w 93-60 | 1536 | | | | |
| Steals per game | 8.1 | 6.8 | * 02/08/13 | UNC ASHEVILLE | L 79-90 | 4117 | | | | |
| BLOCKS | 135 | 76 | * 02/13/13 | RADFORD | L 79-82 | 1172 | | | | |
| Blocks per game | 4.4 | 2.5 | * 02/16/13 | at Campbell | L 78-87 | 2258 | | | | |
| ATTENDANCE | 22034 | 44757 | * 02/19/13 | HIGH POINT | L 67-78 | 962 | | | | |
| Home games-Avg/Game | 13-1695 | 15-2792 | * 02/21/13 | at Charleston Southern | L 69-92 | 871 | | | | |
| Neutral site-Avg/Game | - | 3-961 | 2/23/13 | at MARIST | L 74-112 | 1254 | | | | |
| Score by Periods | 1st | 2nd | OT | Totals | | | | | | |
| VMI | 1185 | 1231 | 7 | 2423 | * 02-26-13 | at LIBERTY | w 83-66 | 2198 | | |
| Opponents | 1138 | 1265 | 8 | 2411 | * 03/02/13 | LONGWOOD | w 94-80 | 2311 | | |
| | | | | | | | * 03/07/13 | vs Longwood | w 90-86 | 2105 |
| | | | | | | | * 03/09/13 | vs Charleston Southern | L 65-71 | 0 |

* - Conference game

VMI Basketball
VMI Team Game-by-Game Comparison (End of Season)
 All games

| Opponent | 1st | 2nd | Score | Mar | Total FG | FG Pct | 3-Pointers | 3FG Pct | Free Throws | FT Pct | Rebounds | Assist | T/Over | Block | Steal | Fouls |
|------------------------|-------|-------|--------|------|-------------|-----------|-------------|-----------|-------------|-----------|------------|--------|--------|-------|-------|-------|
| The Citadel | 34/34 | 42/50 | 76-84 | (8) | 27-68/27-54 | .397/.500 | 14-37/7-19 | .378/.368 | 8-10/23-28 | .800/.821 | 33/39 (6) | 17/18 | 18/19 | 2/0 | 7/11 | 24/10 |
| Army Black Knights | 36/46 | 38/34 | 74-80 | (6) | 29-72/29-58 | .403/.500 | 9-28/6-24 | .321/.250 | 7-15/16-22 | .467/.727 | 40/41 (1) | 15/7 | 13/17 | 3/4 | 9/3 | 17/15 |
| CENTRAL PENN COLLEGE | 52/36 | 64/45 | 116-81 | +35 | 45-85/33-78 | .529/.423 | 13-33/7-21 | .394/.333 | 13-20/8-21 | .650/.381 | 54/42 +12 | 28/14 | 21/27 | 8/0 | 17/12 | 17/16 |
| Virginia Tech | 30/46 | 50/49 | 80-95 | (15) | 30-73/36-68 | .411/.529 | 8-37/11-24 | .216/.458 | 12-15/12-15 | .800/.800 | 33/44 (11) | 15/16 | 10/13 | 6/2 | 5/7 | 13/15 |
| Old Dominion | 47/34 | 29/37 | 76-71 | +5 | 29-60/30-73 | .483/.411 | 6-21/7-19 | .286/.368 | 12-20/4-8 | .600/.500 | 34/47 (13) | 17/18 | 13/18 | 10/5 | 12/9 | 10/16 |
| ELON | 43/46 | 47/35 | 90-81 | +9 | 29-60/30-75 | .483/.400 | 7-19/10-29 | .368/.345 | 25-31/11-13 | .806/.846 | 39/39 - | 15/14 | 13/10 | 6/1 | 6/9 | 16/19 |
| West Virginia | 31/48 | 38/46 | 69-94 | (25) | 25-67/37-82 | .373/.451 | 8-28/3-19 | .286/.158 | 11-22/17-21 | .500/.810 | 44/52 (8) | 19/20 | 15/8 | 4/6 | 6/9 | 20/20 |
| MSU | 49/39 | 24/34 | 80-81 | (1) | 27-72/30-70 | .375/.429 | 9-32/0-14 | .281/.000 | 17-26/21-36 | .654/.583 | 43/56 (13) | 14/14 | 17/22 | 4/6 | 13/8 | 26/23 |
| VIRGINIA U - LYNCHBURG | 52/23 | 50/38 | 102-61 | +41 | 35-77/21-64 | .455/.328 | 9-36/5-17 | .250/.294 | 23-33/14-21 | .697/.667 | 56/39 +17 | 18/10 | 19/31 | 3/0 | 20/11 | 21/26 |
| Wright State | 28/38 | 31/54 | 59-92 | (33) | 17-48/33-63 | .354/.524 | 6-19/7-21 | .316/.333 | 19-34/19-22 | .559/.864 | 29/39 (10) | 11/18 | 18/13 | 3/2 | 1/6 | 21/24 |
| George Washington | 29/35 | 38/41 | 67-76 | (9) | 22-60/27-67 | .367/.403 | 9-21/3-14 | .429/.214 | 14-18/19-22 | .778/.864 | 33/48 (15) | 12/16 | 10/12 | 6/3 | 9/2 | 18/14 |
| SHENANDOAH | 61/28 | 49/26 | 110-54 | +56 | 44-77/20-63 | .571/.317 | 14-35/6-26 | .400/.231 | 8-11/8-11 | .727/.727 | 56/24 +32 | 27/9 | 13/16 | 4/2 | 11/5 | 15/16 |
| Presbyterian College | 38/29 | 48/48 | 86-77 | +9 | 28-53/30-63 | .528/.476 | 6-19/7-20 | .316/.350 | 24-30/10-13 | .800/.769 | 32/32 - | 8/14 | 10/12 | 3/0 | 6/3 | 14/18 |
| WINTHROP | 38/28 | 44/41 | 82-69 | +13 | 30-65/28-62 | .462/.452 | 12-31/6-16 | .387/.375 | 10-14/7-9 | .714/.778 | 35/36 (1) | 15/9 | 7/13 | 5/1 | 8/3 | 11/14 |
| CAMPBELL | 35/32 | 37/22 | 72-54 | +18 | 26-54/23-56 | .481/.411 | 11-22/5-13 | .500/.385 | 9-13/3-5 | .692/.600 | 28/33 (5) | 17/8 | 9/17 | 4/0 | 10/3 | 12/13 |
| Coastal Carolina | 23/27 | 26/45 | 49-72 | (23) | 17-56/28-66 | .304/.424 | 8-31/4-15 | .258/.267 | 7-14/12-21 | .500/.571 | 35/52 (17) | 10/16 | 15/14 | 5/1 | 7/8 | 19/18 |
| High Point | 39/53 | 30/43 | 69-96 | (27) | 25-58/41-70 | .431/.586 | 8-19/6-17 | .421/.353 | 11-34/8-14 | .324/.571 | 38/41 (3) | 10/24 | 13/5 | 2/5 | 4/6 | 16/25 |
| GWU | 26/34 | 23/29 | 49-63 | (14) | 20-53/25-51 | .377/.490 | 8-30/3-11 | .267/.273 | 1-4/10-16 | .250/.625 | 25/38 (13) | 13/12 | 15/12 | 2/2 | 3/10 | 15/10 |
| Radford | 26/26 | 44/43 | 70-69 | +1 | 25-62/21-64 | .403/.328 | 7-19/9-23 | .368/.391 | 13-20/18-33 | .650/.545 | 53/42 +11 | 8/11 | 20/10 | 7/3 | 5/9 | 24/17 |
| Longwood | 40/26 | 53/34 | 93-60 | +33 | 38-66/21-58 | .576/.362 | 11-26/7-14 | .423/.500 | 6-9/11-11 | .667/1000 | 39/28 +11 | 20/13 | 13/16 | 5/1 | 7/6 | 15/8 |
| UNC ASHEVILLE | 43/44 | 36/46 | 79-90 | (11) | 29-71/29-63 | .408/.460 | 9-32/9-17 | .281/.529 | 12-19/23-31 | .632/.742 | 47/37 +10 | 12/15 | 18/11 | 6/1 | 8/11 | 22/15 |
| RADFORD | 35/35 | 44/47 | 79-82 | (3) | 26-59/29-65 | .441/.446 | 6-21/9-23 | .286/.391 | 21-29/15-20 | .724/.750 | 35/39 (4) | 10/14 | 10/12 | 4/5 | 9/3 | 16/21 |
| Campbell | 30/40 | 48/47 | 78-87 | (9) | 28-73/28-58 | .384/.483 | 6-32/6-16 | .188/.375 | 16-25/25-31 | .640/.806 | 41/42 (1) | 15/22 | 16/19 | 2/4 | 12/10 | 23/20 |
| HIGH POINT | 28/26 | 39/52 | 67-78 | (11) | 26-63/27-55 | .413/.491 | 7-25/10-21 | .280/.476 | 8-15/14-20 | .533/.700 | 35/34 +1 | 12/23 | 12/14 | 3/4 | 8/7 | 18/16 |
| Charleston Southern | 40/50 | 29/42 | 69-92 | (23) | 26-66/35-59 | .394/.593 | 11-35/14-25 | .314/.560 | 6-8/8-15 | .750/.533 | 27/45 (18) | 15/16 | 10/17 | 4/3 | 7/6 | 12/11 |
| MARIST | 37/56 | 37/56 | 74-112 | (38) | 28-77/41-64 | .364/.641 | 10-39/12-21 | .256/.571 | 8-14/18-27 | .571/.667 | 33/47 (14) | 16/27 | 14/17 | 3/6 | 7/9 | 21/14 |
| LIBERTY | 45/36 | 38/30 | 83-66 | +17 | 31-68/22-62 | .456/.355 | 13-34/4-19 | .382/.211 | 8-11/18-26 | .727/.692 | 46/38 +8 | 19/13 | 10/8 | 7/1 | 6/6 | 19/12 |
| LONGWOOD | 58/42 | 36/38 | 94-80 | +14 | 33-68/31-64 | .485/.484 | 16-37/6-18 | .432/.333 | 12-14/12-18 | .857/.667 | 34/38 (4) | 25/16 | 10/16 | 4/3 | 8/5 | 16/13 |
| Longwood | 55/43 | 35/43 | 90-86 | +4 | 29-61/29-58 | .475/.500 | 7-21/7-19 | .333/.368 | 25-30/21-25 | .833/.840 | 27/42 (15) | 12/10 | 4/11 | 1/1 | 7/2 | 20/20 |
| Charleston Southern | 30/25 | 35/46 | 65-71 | (6) | 25-68/25-74 | .368/.338 | 5-28/8-19 | .179/.421 | 10-15/13-17 | .667/.765 | 48/50 (2) | 7/10 | 14/6 | 6/3 | 4/7 | 15/14 |

Note: Game totals are displayed in the format TEAM/OPPONENT for each category

| Opponent | Date | Score | L | W | Total | | 3-Pointers | | Free throws | | Rebounds | | | | pts | avg | | | | | | | |
|-------------------------|----------|--------|-----|---|--------|------|------------|------|-------------|------|----------|------|-----|------|------|------|-----|-----|-----|-----|------|------|------|
| | | | | | fg-fga | pct | 3fg-fga | pct | ft-fga | pct | off | def | tot | avg | | | | | | | | | |
| at The Citadel | 11/10/12 | 76-84 | L | | 27-68 | .397 | 14-37 | .378 | 8-10 | .800 | 14 | 19 | 33 | 33.0 | 24 | 17 | 18 | 2 | 7 | 76 | 76.0 | | |
| vs Army Black Knights | 11/11/12 | 74-80 | L | | 29-72 | .403 | 9-28 | .321 | 7-15 | .467 | 19 | 21 | 40 | 36.5 | 17 | 15 | 13 | 3 | 9 | 74 | 75.0 | | |
| CENTRAL PENN COLLEGE | 11/13/12 | 116-81 | W | | 45-85 | .529 | 13-33 | .394 | 13-20 | .650 | 15 | 39 | 54 | 42.3 | 17 | 28 | 21 | 8 | 17 | 116 | 88.7 | | |
| at Virginia Tech | 11/15/12 | 80-95 | L | | 30-73 | .411 | 8-37 | .216 | 12-15 | .800 | 10 | 23 | 33 | 40.0 | 13 | 15 | 10 | 6 | 5 | 80 | 86.5 | | |
| at Old Dominion | 11-21-12 | 76-71 | W | | 29-60 | .483 | 6-21 | .286 | 12-20 | .600 | 12 | 22 | 34 | 38.8 | 10 | 17 | 13 | 10 | 12 | 76 | 84.4 | | |
| ELON | 11/24/12 | 90-81 | W | | 29-60 | .483 | 7-19 | .368 | 25-31 | .806 | 10 | 29 | 39 | 38.8 | 16 | 15 | 13 | 6 | 6 | 90 | 85.3 | | |
| at West Virginia | 11/28/12 | 69-94 | L | | 25-67 | .373 | 8-28 | .286 | 11-22 | .500 | 13 | 31 | 44 | 39.6 | 20 | 19 | 15 | 4 | 6 | 69 | 83.0 | | |
| MSU | 12/01/12 | 80-81 | Lot | | 27-72 | .375 | 9-32 | .281 | 17-26 | .654 | 20 | 23 | 43 | 40.0 | 26 | 14 | 17 | 4 | 13 | 80 | 82.6 | | |
| VIRGINIA U - LYNCHBURG | 12/03/12 | 102-61 | W | | 35-77 | .455 | 9-36 | .250 | 23-33 | .697 | 21 | 35 | 56 | 41.8 | 21 | 18 | 19 | 3 | 20 | 102 | 84.8 | | |
| at Wright State | 12/8/12 | 59-92 | L | | 17-48 | .354 | 6-19 | .316 | 19-34 | .559 | 11 | 18 | 29 | 40.5 | 21 | 11 | 18 | 3 | 1 | 59 | 82.2 | | |
| at George Washington | 12/22/12 | 67-76 | L | | 22-60 | .367 | 9-21 | .429 | 14-18 | .778 | 11 | 22 | 33 | 39.8 | 18 | 12 | 10 | 6 | 9 | 67 | 80.8 | | |
| SHENANDOAH | 01/02/13 | 110-54 | W | | 44-77 | .571 | 14-35 | .400 | 8-11 | .727 | 20 | 36 | 56 | 41.2 | 15 | 27 | 13 | 4 | 11 | 110 | 83.2 | | |
| at Presbyterian College | 01/05/13 | 86-77 | W | | 28-53 | .528 | 6-19 | .316 | 24-30 | .800 | 9 | 23 | 32 | 40.5 | 14 | 8 | 10 | 3 | 6 | 86 | 83.5 | | |
| LIBERTY | 01/09/13 | 82-69 | W | | 30-65 | .462 | 12-31 | .387 | 10-14 | .714 | 15 | 20 | 35 | 40.1 | 11 | 15 | 17 | 5 | 8 | 82 | 83.4 | | |
| WINTHROP | 01/12/13 | 72-54 | W | | 26-54 | .481 | 11-22 | .500 | 9-13 | .692 | 9 | 19 | 28 | 39.3 | 12 | 17 | 9 | 4 | 10 | 72 | 82.6 | | |
| CAMPBELL | 01/16/13 | 76-57 | W | | 23-51 | .451 | 9-22 | .409 | 21-31 | .677 | 9 | 22 | 31 | 38.8 | 12 | 13 | 9 | 3 | 8 | 76 | 82.2 | | |
| at Coastal Carolina | 01/19/13 | 49-72 | L | | 17-56 | .304 | 8-31 | .258 | 7-14 | .500 | 6 | 29 | 35 | 38.5 | 19 | 10 | 15 | 5 | 7 | 49 | 80.2 | | |
| at High Point | 1-23-13 | 69-96 | L | | 25-58 | .431 | 8-19 | .421 | 11-34 | .324 | 17 | 21 | 38 | 38.5 | 16 | 10 | 13 | 2 | 4 | 69 | 79.6 | | |
| GWU | 01/26/13 | 49-63 | L | | 20-53 | .377 | 8-30 | .267 | 1-4 | .250 | 8 | 17 | 25 | 37.8 | 15 | 13 | 15 | 2 | 3 | 49 | 78.0 | | |
| at Radford | 01/30/13 | 70-69 | W | | 25-62 | .403 | 7-19 | .368 | 13-20 | .650 | 18 | 35 | 53 | 38.5 | 24 | 8 | 20 | 7 | 5 | 70 | 77.6 | | |
| at Longwood | 02-06-13 | 93-60 | W | | 38-66 | .576 | 11-26 | .423 | 6-9 | .667 | 13 | 26 | 39 | 38.6 | 15 | 20 | 13 | 5 | 7 | 93 | 78.3 | | |
| UNC ASHEVILLE | 02/08/13 | 79-90 | L | | 29-71 | .408 | 9-32 | .281 | 12-19 | .632 | 19 | 28 | 47 | 39.0 | 22 | 12 | 18 | 6 | 8 | 79 | 78.4 | | |
| RADFORD | 02/13/13 | 79-82 | L | | 26-59 | .441 | 6-21 | .286 | 21-29 | .724 | 11 | 24 | 35 | 38.8 | 16 | 10 | 10 | 4 | 9 | 79 | 78.4 | | |
| at Campbell | 02/16/13 | 78-87 | L | | 28-73 | .384 | 6-32 | .188 | 16-25 | .640 | 19 | 22 | 41 | 38.9 | 23 | 15 | 16 | 2 | 12 | 78 | 78.4 | | |
| HIGH POINT | 02/19/13 | 67-78 | L | | 26-63 | .413 | 7-25 | .280 | 8-15 | .533 | 15 | 20 | 35 | 38.7 | 18 | 12 | 12 | 3 | 8 | 67 | 77.9 | | |
| at Charleston Southern | 02/21/13 | 69-92 | L | | 26-66 | .394 | 11-35 | .314 | 6-8 | .750 | 13 | 14 | 27 | 38.3 | 12 | 15 | 10 | 4 | 7 | 69 | 77.6 | | |
| at MARIST | 2/23/13 | 74-112 | L | | 28-77 | .364 | 10-39 | .256 | 8-14 | .571 | 12 | 21 | 33 | 38.1 | 21 | 16 | 14 | 3 | 7 | 74 | 77.4 | | |
| at LIBERTY | 02-26-13 | 83-66 | W | | 31-68 | .456 | 13-34 | .382 | 8-11 | .727 | 17 | 29 | 46 | 38.4 | 19 | 19 | 10 | 7 | 6 | 83 | 77.6 | | |
| LONGWOOD | 03/02/13 | 94-80 | W | | 33-68 | .485 | 16-37 | .432 | 12-14 | .857 | 9 | 25 | 34 | 38.2 | 16 | 25 | 10 | 4 | 8 | 94 | 78.2 | | |
| vs Longwood | 03/07/13 | 90-86 | W | | 29-61 | .475 | 7-21 | .333 | 25-30 | .833 | 7 | 20 | 27 | 37.8 | 20 | 12 | 4 | 1 | 7 | 90 | 78.6 | | |
| vs Charleston Southern | 03/09/13 | 65-71 | L | | 25-68 | .368 | 5-28 | .179 | 10-15 | .667 | 15 | 33 | 48 | 38.2 | 15 | 7 | 14 | 6 | 4 | 65 | 78.2 | | |
| VMI | | | | | 2423 | | 872-2011 | .434 | 282-869 | .325 | 397-604 | .657 | 417 | 766 | 1183 | 38.2 | 538 | 465 | 409 | 135 | 250 | 2423 | 78.2 |
| Opponents | | | | | 2411 | | 889-1985 | .448 | 209-590 | .354 | 424-600 | .707 | 423 | 838 | 1261 | 40.7 | 513 | 457 | 452 | 76 | 211 | 2411 | 77.8 |

Games played: 31
 Points/game: 78.2
 FG Pct: 43.4
 3FG Pct: 32.5
 FT Pct: 65.7

Rebounds/game: 38.2
 Assists/game: 15.0
 Turnovers/game: 13.2
 Assist/turnover

2013-14 VMI Basketball Fact Book

| Opponent | Date | Score | 01 | | 03 | | 04 | | 05 | | 11 | | 12 | | 14 | |
|-------------------------|----------|--------|------------|------------|------------|------------|------------|------------|----------|-------|----|--|----|--|----|--|
| | | | GLASGOW,RO | BROWN,BRIA | BURTON,CHR | ABSHER,DRE | OKOYE,STAN | STEPHENSON | CARR,JOE | | | | | | | |
| at The Citadel | 11/10/12 | 76-84 | L | 11-5-4 | 22-2-3 | DNP | DNP | 14-6-2 | 4-1-1 | 0-3-1 | | | | | | |
| vs Army Black Knights | 11/11/12 | 74-80 | L | 7-2-5 | 2-0-1 | DNP | DNP | 31-8-3 | 5-2-1 | 0-0-0 | | | | | | |
| CENTRAL PENN COLLEGE | 11/13/12 | 116-81 | w | 17-3-9 | 20-3-2 | 3-0-1 | 0-0-1 | 16-9-3 | 5-4-3 | 4-1-2 | | | | | | |
| at Virginia Tech | 11/15/12 | 80-95 | L | 13-3-4 | 0-2-1 | DNP | DNP | 13-7-1 | 8-4-1 | 0-0-3 | | | | | | |
| at Old Dominion | 11-21-12 | 76-71 | w | 13-1-5 | 5-1-1 | DNP | DNP | 22-7-3 | 6-1-0 | DNP | | | | | | |
| ELON | 11/24/12 | 90-81 | w | 10-3-3 | 16-1-1 | DNP | DNP | 30-16-4 | 0-2-0 | DNP | | | | | | |
| at West Virginia | 11/28/12 | 69-94 | L | 7-6-7 | 3-2-2 | 3-0-0 | 0-1-1 | 14-8-2 | 2-2-3 | 0-2-3 | | | | | | |
| MSU | 12/01/12 | 80-81 | L | 7-2-6 | 17-5-0 | DNP | DNP | 29-11-3 | 0-0-0 | 0-1-1 | | | | | | |
| VIRGINIA U - LYNCHBURG | 12/03/12 | 102-61 | w | 8-3-2 | 8-5-2 | 6-2-2 | 1-0-0 | 17-9-4 | 4-0-1 | 6-3-4 | | | | | | |
| at Wright State | 12/8/12 | 59-92 | L | 6-0-8 | 0-0-0 | 0-0-0 | 2-0-0 | 7-10-2 | 3-1-1 | 4-2-0 | | | | | | |
| at George Washington | 12/22/12 | 67-76 | L | 12-2-1 | 10-4-0 | DNP | DNP | 19-10-6 | 0-0-0 | 0-0-1 | | | | | | |
| SHENANDOAH | 01/02/13 | 110-54 | w | 11-2-6 | 9-1-3 | 2-3-0 | 0-1-1 | 21-6-6 | 2-4-3 | 2-7-3 | | | | | | |
| at Presbyterian College | 01/05/13 | 86-77 | w | 17-3-4 | 6-2-1 | DNP | DNP | 39-8-0 | DNP | 0-2-0 | | | | | | |
| LIBERTY | 01/09/13 | 82-69 | w | 13-7-7 | 12-4-1 | DNP | DNP | 20-10-3 | DNP | 3-1-0 | | | | | | |
| WINTHROP | 01/12/13 | 72-54 | w | 8-1-4 | 8-1-0 | DNP | DNP | 25-13-3 | DNP | 0-1-0 | | | | | | |
| CAMPBELL | 01/16/13 | 76-57 | w | 16-5-6 | 11-2-1 | DNP | DNP | 17-5-3 | DNP | 2-1-0 | | | | | | |
| at Coastal Carolina | 01/19/13 | 49-72 | L | 16-1-0 | 7-3-2 | 0-0-0 | 0-0-0 | 16-12-4 | 0-0-0 | 0-0-1 | | | | | | |
| at High Point | 1-23-13 | 69-96 | L | 3-3-2 | 11-2-0 | 2-1-0 | 0-2-0 | 20-6-2 | 2-3-1 | 0-1-2 | | | | | | |
| GWU | 01/26/13 | 49-63 | L | 10-2-3 | 0-2-1 | DNP | DNP | 14-5-2 | DNP | 0-0-2 | | | | | | |
| at Radford | 01/30/13 | 70-69 | w | 15-2-3 | 0-1-1 | DNP | DNP | 23-15-1 | 0-1-0 | 6-6-0 | | | | | | |
| at Longwood | 02-06-13 | 93-60 | w | 5-1-11 | 15-1-0 | 0-1-0 | 0-1-1 | 27-7-3 | 3-2-0 | 0-1-1 | | | | | | |
| UNC ASHEVILLE | 02/08/13 | 79-90 | L | 5-4-8 | 12-0-0 | DNP | DNP | 34-16-0 | DNP | 2-4-1 | | | | | | |
| RADFORD | 02/13/13 | 79-82 | L | 15-1-3 | 6-0-1 | DNP | DNP | 30-10-1 | DNP | 0-0-0 | | | | | | |
| at Campbell | 02/16/13 | 78-87 | L | 0-0-0 | 12-2-2 | 0-0-0 | 0-0-0 | 9-8-3 | 0-1-4 | 1-3-3 | | | | | | |
| HIGH POINT | 02/19/13 | 67-78 | L | DNP | 11-1-0 | DNP | DNP | 22-6-2 | 0-0-1 | 4-6-7 | | | | | | |
| at Charleston Southern | 02/21/13 | 69-92 | L | DNP | 15-5-1 | 0-0-1 | 0-0-0 | 14-6-3 | 0-0-2 | 4-1-3 | | | | | | |
| at MARIST | 2/23/13 | 74-112 | L | DNP | 0-1-0 | 4-2-0 | 3-0-0 | 14-6-3 | 4-1-2 | 5-0-7 | | | | | | |
| at LIBERTY | 02-26-13 | 83-66 | w | 18-3-6 | 10-1-3 | 0-1-0 | 0-0-0 | 32-11-1 | 0-0-0 | 4-5-3 | | | | | | |
| LONGWOOD | 03/02/13 | 94-80 | w | 11-1-10 | 11-1-1 | 0-0-0 | 0-1-0 | 34-16-4 | 0-0-0 | 5-2-2 | | | | | | |
| vs Longwood | 03/07/13 | 90-86 | w | 22-1-6 | 6-3-0 | DNP | DNP | 31-9-2 | DNP | 0-0-0 | | | | | | |
| vs Charleston Southern | 03/09/13 | 65-71 | L | 31-3-0 | 0-7-1 | DNP | DNP | 12-14-3 | DNP | 0-0-0 | | | | | | |

| Opponent | Date | Score | 23 | | 24 | | 30 | | 32 | | 34 | | 35 | |
|-------------------------|----------|--------|------------|------------|-----------|------------|------------|------------|--------|--|----|--|----|--|
| | | | ALBRITTON, | COVINGTON, | GORE,NICK | ANGLADE,PH | WATSON,JAR | MARSHALL,T | | | | | | |
| at The Citadel | 11/10/12 | 76-84 | L | DNP | 15-9-1 | 8-2-3 | 2-2-0 | DNP | 0-1-2 | | | | | |
| vs Army Black Knights | 11/11/12 | 74-80 | L | DNP | 2-3-1 | 14-9-3 | 6-11-0 | 0-0-0 | 7-0-1 | | | | | |
| CENTRAL PENN COLLEGE | 11/13/12 | 116-81 | w | 5-1-0 | 20-13-1 | 16-13-2 | 0-0-0 | 0-2-4 | 10-3-0 | | | | | |
| at Virginia Tech | 11/15/12 | 80-95 | L | 6-2-1 | 23-0-1 | 3-2-1 | 6-3-0 | 2-2-0 | 6-1-2 | | | | | |
| at Old Dominion | 11-21-12 | 76-71 | w | 9-1-2 | 13-10-1 | 2-6-5 | 6-1-0 | DNP | 0-0-0 | | | | | |
| ELON | 11/24/12 | 90-81 | w | 3-4-1 | 20-3-1 | 4-4-5 | 5-4-0 | 2-1-0 | 0-1-0 | | | | | |
| at West Virginia | 11/28/12 | 69-94 | L | 3-1-0 | 12-7-1 | 5-1-0 | 5-5-0 | 4-5-0 | 11-2-0 | | | | | |
| MSU | 12/01/12 | 80-81 | L | 2-1-1 | 4-5-1 | 8-6-1 | 4-7-0 | 4-0-0 | 5-0-1 | | | | | |
| VIRGINIA U - LYNCHBURG | 12/03/12 | 102-61 | w | 10-3-0 | 26-10-0 | 0-8-1 | 9-5-0 | 2-3-1 | 5-1-1 | | | | | |
| at Wright State | 12/8/12 | 59-92 | L | 5-1-0 | 9-2-0 | 6-5-0 | 5-2-0 | 1-1-0 | 11-3-0 | | | | | |
| at George Washington | 12/22/12 | 67-76 | L | 0-0-0 | 6-5-3 | 4-4-1 | 2-2-0 | 0-0-0 | 14-3-0 | | | | | |
| SHENANDOAH | 01/02/13 | 110-54 | w | 10-4-0 | 9-8-2 | 8-8-2 | 8-2-0 | 10-5-0 | 18-3-1 | | | | | |
| at Presbyterian College | 01/05/13 | 86-77 | w | 1-1-0 | 18-8-1 | 2-4-2 | 1-2-0 | DNP | 2-1-0 | | | | | |
| LIBERTY | 01/09/13 | 82-69 | w | 3-0-0 | 18-5-2 | 10-0-2 | 0-1-0 | DNP | 3-2-0 | | | | | |
| WINTHROP | 01/12/13 | 72-54 | w | 14-1-0 | 12-6-1 | 2-1-8 | 0-0-0 | 0-0-0 | 3-2-1 | | | | | |
| CAMPBELL | 01/16/13 | 76-57 | w | 0-2-0 | 19-8-0 | 5-3-3 | 0-3-0 | 0-0-0 | 6-0-0 | | | | | |
| at Coastal Carolina | 01/19/13 | 49-72 | L | 3-1-1 | 2-9-0 | 3-2-2 | 2-1-0 | 0-1-0 | 0-0-0 | | | | | |
| at High Point | 1-23-13 | 69-96 | L | 0-0-1 | 13-5-0 | 7-3-2 | 0-6-0 | 0-1-0 | 11-3-0 | | | | | |
| GWU | 01/26/13 | 49-63 | L | 0-3-3 | 11-10-1 | 0-0-1 | 0-1-0 | 0-0-0 | 14-1-0 | | | | | |
| at Radford | 01/30/13 | 70-69 | w | DNP | 6-13-2 | 4-3-1 | 6-4-0 | DNP | 10-2-0 | | | | | |
| at Longwood | 02-06-13 | 93-60 | w | DNP | 25-8-0 | 0-4-2 | 6-7-1 | 6-3-0 | 6-1-1 | | | | | |
| UNC ASHEVILLE | 02/08/13 | 79-90 | L | DNP | 15-15-1 | 7-3-1 | 4-4-0 | DNP | 0-0-1 | | | | | |
| RADFORD | 02/13/13 | 79-82 | L | 5-3-1 | 16-3-0 | 5-10-4 | 2-3-0 | DNP | 0-0-0 | | | | | |
| at Campbell | 02/16/13 | 78-87 | L | 0-0-1 | 31-15-0 | 0-3-2 | 7-1-0 | 0-0-0 | 18-2-0 | | | | | |
| HIGH POINT | 02/19/13 | 67-78 | L | 3-2-0 | 18-8-1 | 6-5-1 | 0-1-0 | 0-0-0 | 3-3-0 | | | | | |
| at Charleston Southern | 02/21/13 | 69-92 | L | 3-1-1 | 16-5-1 | 0-3-1 | 0-0-0 | 2-1-0 | 15-1-2 | | | | | |
| at MARIST | 2/23/13 | 74-112 | L | 11-0-1 | 18-4-0 | 6-0-2 | 4-5-0 | 0-2-1 | 5-4-0 | | | | | |
| at LIBERTY | 02-26-13 | 83-66 | w | 0-2-0 | 9-7-0 | 3-8-6 | 0-5-0 | DNP | 7-0-0 | | | | | |
| LONGWOOD | 03/02/13 | 94-80 | w | 0-0-0 | 16-5-2 | 9-4-5 | 0-0-0 | DNP | 8-0-1 | | | | | |
| vs Longwood | 03/07/13 | 90-86 | w | DNP | 26-6-0 | 5-4-4 | 0-1-0 | DNP | 0-1-0 | | | | | |
| vs Charleston Southern | 03/09/13 | 65-71 | L | 2-2-0 | 16-9-1 | 0-7-2 | 1-0-0 | 0-0-0 | 3-2-0 | | | | | |

VMI IN THE STATISTICAL RANKINGS

| TEAM | BIG SOUTH | | NCAA | |
|-----------------------|-----------|------|-------|-------|
| | Overall | | | |
| Scoring Offense | 78.2 | 1st | 78.2 | 6th |
| Scoring Defense | 77.8 | 11th | 77.8 | 342nd |
| Scoring Margin | 0.4 | 6th | -0.4 | 178th |
| Field Goal Pct. | 43.4% | 7th | 43.4% | 172nd |
| Free Throw Pct. | 65.7% | 10th | 65.7% | 280th |
| 3-Point FG Pct. | 32.5% | 6th | 32.5% | 227th |
| 3-Point FG Made | 9.1 | 2nd | 9.1 | 4th |
| Field Goal Pct. Def. | 44.8% | 9th | 44.8% | 262nd |
| 3-Point FG Pct. Def. | 35.4% | 9th | 35.4% | 259th |
| Rebounding | 38.2 | 2nd | | |
| Rebounding Defense | 40.7 | 12th | | |
| Rebounding Margin | -2.5 | 10th | -2.5 | 268th |
| Offensive Rebounds | 13.5 | 2nd | | |
| Defensive Rebounds | 24.7 | 3rd | | |
| Blocked Shots | 4.4 | 2nd | 4.4 | 74th |
| Assists | 15.0 | 1st | 15.0 | 34th |
| Steals | 8.1 | 4th | 8.1 | 48th |
| Turnover Margin | +1.39 | 5th | +1.3 | 95th |
| Assist/Turnover Ratio | 1.14 | 2nd | 1.13 | 66th |

| INDIVIDUAL | BIG SOUTH | | NCAA | |
|--|-----------|-------|-------|-------|
| | Overall | | | |
| Scoring | | | | |
| S. Okoye | 21.5 | 1st | 21.5 | 10th |
| D.J. Covington | 15.0 | 10th | 15.0 | 205th |
| Rebounding | | | | |
| S. Okoye | 9.4 | 1st | 9.4 | 32nd |
| D.J. Covington | 7.2 | 6th | 7.2 | 162nd |
| Offensive Rebounds | | | | |
| D.J. Covington | 3.0 | T-1st | | |
| S. Okoye | 2.6 | 7th | | |
| Defensive Rebounds | | | | |
| S. Okoye | 6.8 | 1st | | |
| D.J. Covington | 4.2 | 10th | | |
| Field Goal Pct. (Min 5 FG per game) | | | | |
| D.J. Covington | 56.0% | 1st | 56.0% | 25th |
| S. Okoye | 45.1% | 9th | 45.1% | 163rd |
| 3-Pointers Made Per Game | | | | |
| B. Brown | 2.3 | 6th | 2.3 | 117th |
| S. Okoye | 1.9 | 12th | | |
| R. Glasgow | 1.8 | 14th | | |
| Assists | | | | |
| R. Glasgow | 4.8 | 5th | 4.8 | 84th |
| Assist/TO Ratio | | | | |
| R. Glasgow | 2.46 | 1st | 2.46 | 24th |
| Steals | | | | |
| S. Okoye | 1.52 | 12th | | |
| Blocked Shots | | | | |
| D.J. Covington | 3.0 | T-1st | 3.0 | 8th |

VMI'S 2012-13 RECORD WHEN...

| | |
|--|-------|
| Leading at the Half | 11-2 |
| Trailing at the Half | 2-12 |
| Tied at the Half | 1-2 |
| Leading with 5:00 Left | 12-0 |
| Trailing with 5:00 Left | 2-17 |
| Tied with 5:00 Left | 0-0 |
| Playing Overtime | 0-1 |
| Playing Games Decided by 5 pts. or less | 3-2 |
| Playing Games Decided by 10 pts. or less | 2-6 |
| Playing Games Decided by 20 pts. or more | 4-6 |
| Outrebounding Opponent | 6-2 |
| Outrebounded by Opponent | 6-15 |
| Shooting 50% or Better | 4-0 |
| Shooting Less Than 50% | 10-17 |
| Opponent Shoots 50% or Better | 1-7 |
| Opponent Shoots Less Than 50% | 13-10 |
| Outshooting Opponent | 13-1 |
| Outshot by Opponent | 1-16 |
| Shooting 35% or Better from 3-PT | 10-3 |
| Shooting Less Than 35% from 3-PT | 4-15 |
| Opponent Shoots 35% or Better from 3-PT | 9-9 |
| Opponent Shoots Less Than 35% from 3-PT | 5-8 |
| Outshooting Opponent from 3-PT | 7-6 |
| Outshot by Opponent from 3-PT | 7-11 |
| Scoring 80 or More | 10-2 |
| Scoring Less than 80 | 4-15 |
| Scoring 90 or More | 7-0 |
| Scoring Less than 90 | 7-17 |
| Scoring 100 or More | 3-0 |
| Scoring Less than 100 | 11-17 |
| Opponent Scores 80 or More | 4-12 |
| Opponent Scores Less than 80 | 10-5 |
| Opponent Scores 90 or More | 0-7 |
| Opponent Scores Less than 90 | 14-10 |
| Opponent Scores 100 or More | 0-1 |
| Opponent Scores Less than 100 | 14-16 |
| Committing 20 or More Turnovers | 2-0 |
| Committing Less Than 20 Turnovers | 12-17 |
| Forcing 20 or More Turnovers | 2-1 |
| Forcing Less Than 20 Turnovers | 12-16 |
| Forcing More Turnovers Than Opponent | 11-10 |
| Committing More Turnovers Than Opponent | 3-7 |
| Forcing and Causing Equal Turnovers | 0-0 |
| Playing an Morning/Afternoon Game | 4-8 |
| Playing a Night Game | 10-9 |
| Playing in November | 3-4 |
| Playing in December | 1-3 |
| Playing in January | 6-3 |
| Playing in February | 2-6 |
| Playing in March | 2-1 |

2012-13 SUPERLATIVES

INDIVIDUAL

| | VMI | OPPONENT |
|--|---|---|
| Points Scored | 39, Stan Okoye at Presbyterian (1/5) | 36, Michael Kessens, Longwood (3/7) |
| Points Scored In A Half | 26, Stan Okoye at Presbyterian (1/5) | 21, Arlon Harper, Charleston So. (3/9) |
| Offensive Rebounds | 9, D.J. Covington vs. UNC Asheville (2/29) | 7, Two Times |
| Defensive Rebounds | 15, Stan Okoye vs. Elon (11/24) | 15, Chavaughn Lewis, Marist (2/23) |
| Total Rebounds | 16, Stan Okoye, Two Times | 16, Three Times |
| Field Goals Made | 14, D.J. Covington at Campbell (2/16) | 13, Michael Kessens, Longwood (3/7) |
| Field Goal Attempts | 27, Stan Okoye vs. UNC Asheville (2/8) | 21, Michael Kessens, Longwood (3/7) |
| Field Goal Percentage (Min. 8 made) | 90.9%, D.J. Covington vs. Va. Univ. of LYH (12/3) | 1.000%, Shaquille Duncan, Morgan State (12/1) |
| 3-Point Field Goals Made | 7, Two Times | 7, Mathiang Muo, Charleston Southern (2/21) |
| 3-Point Field Goals Made In A Half | 5, Three Times | 5, Jack Isenbarger, Elon (11/24) |
| 3-Point Field Goal Attempts | 14, Brian Brown at The Citadel (11/10) | 11, R.J. Price, Radford (1/30) |
| 3-Point Field Goal Percentage (Min. 5 made) | 66.7%, Stan Okoye at Liberty (2/26) | 87.5%, Mathiang Muo, Charleston Southern (2/21) |
| Free Throws Made | 12, Stan Okoye vs. Longwood (3/7) | 12, Marshall Harris III, The Citadel (11/10) |
| Free Throw Attempts | 14, Stan Okoye vs. Longwood (3/7) | 13, Marshall Harris III, The Citadel (11/10) |
| Free Throw Percentage (Min. 6 made) | 1.000%, Rodney Glasgow at Presbyterian (1/5) | 1.000%, Four Times |
| Assists | 11, Rodney Glasgow at Longwood (2/6) | 14, Trey Freeman, Campbell (2/16) |
| Steals | 7, Gavin Stephenson vs. Central Penn (11/13) | 5, Chavaughn Lewis, Marist (2/23) |
| Blocked Shots | 7, Two Times | 3, Two Times |

TEAM

| | VMI HIGH | VMI LOW | OPPONENT HIGH | OPPONENT LOW |
|---|---------------------------------|---------------------------------|---------------------------------|---------------------------------|
| Points Scored | 116, vs. Central Penn (11/13) | 49, Two Times | 112, at Marist (2/23) | 54, Two Times |
| Points Scored In A Half | 64, vs. Central Penn (11/13) | 23, Two Times | 56, at Marist (2/23) - 2X | 22, vs. Winthrop (1/12) |
| Victory Margin | 54, vs. Shenandoah (1/2) | 48, at Marist (2/23) | See VMI H/L | See VMI H/L |
| Offensive Rebounds | 21, vs. Va. Univ. of LYH (12/3) | 6, at Coastal (1/19) | 26, vs. Morgan State (12/1) | 8, Two Times |
| Defensive Rebounds | 39, vs. Central Penn (11/13) | 17, vs. Gardner-Webb (1/26) | 39, at Marist (2/23) | 16, vs. Shenandoah (1/2) |
| Total Rebounds | 56, Two Times | 25, vs. Gardner-Webb (1/26) | 56, vs. Morgan State (12/1) | 24, vs. Shenandoah (1/2) |
| Rebound Margin | 32, vs. Shenandoah (1/2) | 18, at Charleston So. (2/21) | See VMI H/L | See VMI H/L |
| Field Goals Made | 45, vs. Central Penn (11/13) | 17, Two Times | 41, Two Times | 20, vs. Shenandoah (1/2) |
| Field Goal Attempts | 85, vs. Central Penn (11/13) | 48, at Wright State (12/8) | 82, at West Virginia (11/28) | 51, vs. Gardner-Webb (1/26) |
| Field Goal Percentage | 57.6%, at Longwood (2/6) | 30.4%, at Coastal (1/19) | 64.1%, at Marist (2/23) | 31.7%, vs. Shenandoah (1/2) |
| Field Goal Percentage In A Half | 67.6%, vs. Shenandoah (1/2) | 24.1%, vs. Morgan State (12/1) | 69.2%, vs. High Point (2/19) | 24.4%, Charleston So. (3/9) |
| 3-Point Field Goals Made | 16, vs. Longwood (3/2) | 5, vs. Charleston So. (3/9) | 14, at Charleston So. (2/21) | 0, vs. Morgan State (12/1) |
| 3-Point Field Goals Made In A Half | 12, vs. Longwood (3/2) | 1, Five Times | 8, vs. Elon (11/24) | 0, Five Times |
| 3-Point Field Goal Attempts | 39, at Marist (2/23) | 19, Five Times | 29, vs. Elon (11/24) | 11, vs. Gardner-Webb (1/26) |
| 3-Point Field Goal Percentage | 50.0%, vs. Winthrop (1/12) | 17.9%, vs. Charleston So. (3/9) | 57.1%, at Marist (2/23) | 0.0%, vs. Morgan State (12/1) |
| Free Throws Made | 25, vs. Elon (11/24) | 1, vs. Gardner-Webb (1/26) | 25, at Campbell (2/16) | 3, vs. Winthrop (1/12) |
| Free Throw Attempts | 34, Two Times | 4, vs. Gardner-Webb (1/26) | 36, vs. Morgan State (12/1) | 5, vs. Winthrop (1/12) |
| Free Throw Percentage | 85.7%, vs. Longwood (3/2) | 25.0%, vs. Gardner-Webb (1/26) | 1.000%, at Longwood (2/6) | 38.1%, vs. Central Penn (11/13) |
| Assists | 28, vs. Central Penn (11/13) | 7, vs. Charleston So. (3/9) | 27, at Marist (2/23) | 7, vs. Army (11/11) |
| Steals | 20, vs. Va. Univ. of LYH (12/3) | 1, at Wright State (12/8) | 12, vs. Central Penn (11/13) | 2, Two Times |
| Turnovers | 21, vs. Central Penn (11/13) | 7, vs. Liberty (1/9) | 31, vs. Va. Univ. of LYH (12/3) | 5, at High Point (1/23) |
| Blocked Shots | 10, at Old Dominion (11/21) | 2, Four Times | 6, Three Times | 0, Five Times |
| Personal Fouls | 26, vs. Morgan State (12/1) | 10, at Old Dominion (11/21) | 26, vs. Va. Univ. of LYH (12/3) | 8, at Longwood (2/6) |

Italic- Occurred in Big South Tournament Game

2012-13 Starting Lineups

| | | | | | | |
|---------|--------------------------|---------|----------|-------|-----------|---------|
| Nov. 10 | at The Citadel | Glasgow | Brown | Okoye | Covington | Gore |
| Nov. 11 | vs. Army | Glasgow | Brown | Okoye | Covington | Gore |
| Nov. 13 | Central Penn College | Glasgow | Brown | Okoye | Covington | Gore |
| Nov. 15 | at Virginia Tech | Glasgow | Brown | Okoye | Covington | Gore |
| Nov. 21 | at Old Dominion | Glasgow | Brown | Okoye | Covington | Gore |
| Nov. 24 | Elon | Glasgow | Brown | Okoye | Covington | Gore |
| Nov. 28 | at West Virginia | Glasgow | Brown | Okoye | Covington | Gore |
| Dec. 1 | Morgan State | Glasgow | Brown | Okoye | Covington | Gore |
| Dec. 3 | Va. Univ. of Lynchburg | Glasgow | Brown | Okoye | Covington | Gore |
| Dec. 8 | at Wright State | Glasgow | Brown | Okoye | Covington | Gore |
| Dec. 22 | at George Washington | Glasgow | Brown | Okoye | Covington | Gore |
| Jan. 2 | Shenandoah | Glasgow | Brown | Okoye | Covington | Gore |
| Jan. 5 | at Presbyterian College* | Glasgow | Brown | Okoye | Covington | Gore |
| Jan. 9 | Liberty* | Glasgow | Brown | Okoye | Covington | Gore |
| Jan. 12 | Winthrop* | Glasgow | Brown | Okoye | Covington | Gore |
| Jan. 16 | Campbell* | Glasgow | Brown | Okoye | Covington | Gore |
| Jan. 19 | at Coastal Carolina* | Glasgow | Brown | Okoye | Covington | Gore |
| Jan. 23 | at High Point* | Glasgow | Brown | Okoye | Covington | Gore |
| Jan. 26 | Gardner-Webb* | Glasgow | Brown | Okoye | Covington | Gore |
| Jan. 30 | at Radford* | Glasgow | Brown | Okoye | Covington | Anglade |
| Feb. 6 | at Longwood* | Glasgow | Brown | Okoye | Covington | Anglade |
| Feb. 8 | UNC Asheville* | Glasgow | Brown | Okoye | Covington | Anglade |
| Feb. 13 | Radford* | Glasgow | Brown | Okoye | Covington | Anglade |
| Feb. 16 | at Campbell* | Carr | Brown | Okoye | Covington | Anglade |
| Feb. 19 | High Point* | Carr | Brown | Okoye | Covington | Gore |
| Feb. 21 | at Charleston Southern* | Carr | Brown | Okoye | Covington | Gore |
| Feb. 23 | at Marist | Carr | Marshall | Okoye | Covington | Gore |
| Feb. 26 | at Liberty* | Glasgow | Brown | Okoye | Covington | Gore |
| Mar. 2 | Longwood* | Glasgow | Carr | Okoye | Covington | Gore |
| Mar. 5 | BSC Tournament - QF | Glasgow | Brown | Okoye | Covington | Gore |
| Mar. 7 | BSC Tournament - Semi | Glasgow | Brown | Okoye | Covington | Gore |

STARTING LINEUP BREAKDOWN

| | |
|---|-------|
| Glasgow, Brown, Okoye, Covington, Gore | 11-11 |
| Glasgow, Brown, Okoye, Covington, Anglade | 2-2 |
| Carr, Brown, Okoye, Covington, Anglade | 0-1 |
| Carr, Brown, Okoye, Covington, Gore | 0-2 |
| Carr, Marshall, Okoye, Covington, Gore | 0-1 |
| Glasgow, Carr, Okoye, Covington, Gore | 1-0 |

| Player | Career Games Played | 2012-13 Starts | Career Starts |
|------------------|---------------------|----------------|---------------|
| Stan Okoye | 123 | 31 | 101 |
| Nick Gore | 118 | 26 | 56 |
| Rodney Glasgow | 85 | 27 | 75 |
| D.J. Covington | 80 | 31 | 52 |
| Joe Carr | 65 | 5 | 6 |
| Brian Brown | 53 | 29 | 29 |
| Jarid Watson | 48 | 0 | 6 |
| Phillip Anglade | 31 | 5 | 5 |
| Tim Marshall | 31 | 1 | 1 |
| Drew Absher | 30 | 0 | 0 |
| Dorian Albritton | 25 | 0 | 0 |
| Gavin Stephenson | 22 | 0 | 0 |
| Christian Burton | 18 | 0 | 0 |

Tracking the Keydets in 2012-13

| | | Largest Lead | Largest Deficit | Best Run | Best Opp. Run | Pts. off TO | Pts. in Paint | 2nd Chance | Bench Pts. |
|---------|-------------------------------------|--------------|-----------------|----------|---------------|-------------|---------------|------------|------------|
| Nov. 10 | at The Citadel | 11 | 10 | 16-4 | 11-0 | 20 | 26 | 15 | 6 |
| Nov. 11 | vs. Army | 4 | 16 | N/A | N/A | 9 | 31 | 10 | 20 |
| Nov. 13 | Central Pennsylvania College | 37 | 2 | 19-2 | 9-0 | 35 | 59 | 14 | 27 |
| Nov. 15 | at Virginia Tech | 4 | 31 | 16-0 | 16-3 | 16 | 38 | 18 | 28 |
| Nov. 21 | at Old Dominion | 13 | 6 | 13-0 | 13-3 | 21 | 40 | 8 | 21 |
| Nov. 24 | Elon | 10 | 4 | 12-2 | 12-2 | 12 | 32 | 11 | 10 |
| Nov. 28 | at West Virginia | 5 | 36 | 11-0 | 42-20 | 15 | 30 | 5 | 28 |
| Dec. 1 | Morgan State | 13 | 6 | 12-2 | 11-2 | 27 | 30 | 24 | 15 |
| Dec. 3 | Virginia University of Lynchburg | 41 | None | 21-2 | 9-4 | 31 | 50 | 21 | 43 |
| Dec. 8 | at Wright State | 10 | 35 | 16-6 | 23-5 | 6 | 16 | 7 | 31 |
| Dec. 22 | at George Washington | 4 | 10 | 14-4 | 8-0 | 11 | 20 | 11 | 16 |
| Jan. 2 | Shenandoah | 56 | None | 23-0 | 9-2 | 21 | 50 | 21 | 52 |
| Jan. 5 | at Presbyterian College* | 18 | 2 | 11-2 | 11-4 | 13 | 26 | 5 | 4 |
| Jan. 9 | Liberty* | 19 | 4 | 12-2 | 8-0 | 16 | 28 | 15 | 9 |
| Jan. 12 | Winthrop* | 21 | 5 | 17-4 | 14-5 | 28 | 26 | 8 | 17 |
| Jan. 16 | Campbell* | 19 | 9 | 13-0 | 6-0 | 18 | 20 | 10 | 8 |
| Jan. 19 | at Coastal Carolina* | 3 | 23 | 12-2 | 15-5 | 8 | 12 | 3 | 5 |
| Jan. 23 | at High Point* | 3 | 35 | 11-4 | 20-4 | 4 | 28 | 13 | 15 |
| Jan. 26 | Gardner-Webb* | 1 | 14 | 11-2 | 15-2 | 16 | 16 | 6 | 14 |
| Jan. 30 | at Radford* | 10 | 8 | 13-5 | 12-2 | 7 | 28 | 26 | 20 |
| Feb. 6 | at Longwood* | 33 | None | 11-0 | 8-2 | 10 | 46 | 18 | 15 |
| Feb. 8 | UNC Asheville* | 6 | 15 | 10-4 | 22-4 | 15 | 32 | 26 | 9 |
| Feb. 13 | Radford* | 8 | 9 | 12-1 | 13-2 | 8 | 38 | 16 | 10 |
| Feb. 16 | at Campbell* | 1 | 16 | 9-0 | 21-5 | 22 | 36 | 22 | 18 |
| Feb. 19 | High Point* | 13 | 14 | 13-2 | 25-10 | 11 | 28 | 12 | 6 |
| Feb. 21 | at Charleston Southern* | None | 27 | 13-0 | 19-3 | 21 | 18 | 13 | 20 |
| Feb. 23 | at Marist | 3 | 40 | 17-4 | 36-9 | 24 | 30 | 13 | 26 |
| Feb. 26 | at Liberty* | 24 | 4 | 13-1 | 7-2 | 10 | 36 | 26 | 11 |
| Mar. 2 | Longwood* | 21 | 5 | 16-0 | 9-3 | 27 | 30 | 10 | 19 |
| Mar. 7 | vs. Longwood - BSC Quarterfinals | 17 | 6 | 12-0 | 18-8 | 19 | 42 | 7 | 0 |
| Mar. 9 | vs. Charleston So. - BSC Semifinals | 9 | 10 | 10-4 | 14-2 | 1 | 30 | 14 | 6 |

2012-13 GAME BOX SCORES

GAME 1

The Citadel 84 (1-0), VMI 76 (0-1)
Charleston, S.C. • Nov. 10, 2012

Attendance: 1,180

| VMI | fg-fga | fg-fga | ft-fga | o-d-tot | pf | tp | a | blk | s | min |
|---------------|--------------|--------------|-------------|-----------------|-----------|-----------|-----------|-----------|----------|--------------|
| GLASGOW | 4-10 | 3-8 | 0-0 | 0-5-5 | 4 | 11 | 4 | 5 | 0 | 1 37 |
| BROWN | 7-15 | 7-14 | 1-2 | 1-1-2 | 3 | 22 | 3 | 1 | 0 | 1 34 |
| OKOYE | 5-15 | 2-4 | 2-2 | 2-4-6 | 1 | 14 | 2 | 6 | 0 | 0 36 |
| COVINGTON | 6-11 | 0-0 | 3-4 | 6-3-9 | 4 | 15 | 1 | 3 | 1 | 1 31 |
| GORE | 2-4 | 2-4 | 2-2 | 1-1-2 | 5 | 8 | 3 | 0 | 0 | 0 37 |
| STEPHENSON | 2-5 | 0-2 | 0-0 | 1-0-1 | 3 | 4 | 1 | 0 | 0 | 0 12 |
| CARR | 0-1 | 0-1 | 0-0 | 0-3-3 | 1 | 0 | 1 | 0 | 1 | 0 6 |
| ANGLADE | 1-3 | 0-0 | 0-0 | 2-0-2 | 1 | 2 | 0 | 1 | 1 | 0 11 |
| MARSHALL | 0-4 | 0-4 | 0-0 | 0-1-1 | 2 | 0 | 2 | 1 | 0 | 0 16 |
| TEAM | | | | 1-1-2 | | | | | | |
| Totals | 27-68 | 14-37 | 8-10 | 14-19-33 | 24 | 76 | 17 | 18 | 2 | 7 200 |

TOTAL FG%: 39.7% 3-Pt. FG%: 37.8% F Throw %: 80.0%

| CIT | fg-fga | fg-fga | ft-fga | o-d-tot | pf | tp | a | blk | s | min |
|---------------|--------------|-------------|--------------|-----------------|-----------|-----------|-----------|-----------|----------|---------------|
| HARRIS III | 3-7 | 1-4 | 12-13 | 1-2-3 | 0 | 19 | 9 | 3 | 0 | 1 33 |
| MILLER | 2-8 | 0-4 | 2-2 | 0-0-0 | 1 | 6 | 5 | 3 | 0 | 3 19 |
| BRAY | 3-5 | 2-3 | 0-1 | 1-2-3 | 1 | 8 | 0 | 1 | 0 | 0 24 |
| VAN SCYOC | 5-10 | 2-5 | 6-8 | 2-5-7 | 3 | 18 | 0 | 3 | 0 | 3 31 |
| GROSELLE | 9-11 | 0-0 | 3-4 | 3-12-15 | 1 | 21 | 2 | 2 | 0 | 2 33 |
| SETZEKORN | 3-5 | 2-2 | 0-0 | 0-0-0 | 1 | 8 | 0 | 1 | 0 | 1 21 |
| JENKINS | 0-1 | 0-0 | 0-0 | 0-0-0 | 0 | 0 | 1 | 2 | 0 | 0 9 |
| MOORE | 1-3 | 0-0 | 0-0 | 1-1-2 | 0 | 2 | 0 | 2 | 0 | 0 16 |
| ELMORE | 1-1 | 0-0 | 0-0 | 0-1-1 | 1 | 2 | 0 | 0 | 0 | 0 7 |
| MARSHALL | 0-3 | 0-1 | 0-0 | 0-4-4 | 2 | 0 | 1 | 1 | 0 | 0 7 |
| TEAM | | | | 3-1-4 | | | | | | 1 |
| Totals | 27-54 | 7-19 | 23-28 | 11-28-39 | 10 | 84 | 18 | 19 | 0 | 11 200 |

TOTAL FG%: 50.0% 3-Pt. FG%: 36.8% F Throw %: 82.1%

| Score by Periods | 1st | 2nd | Total |
|------------------|-----|-----|-------|
| VMI | 34 | 42 | 76 |
| The Citadel | 34 | 50 | 84 |

GAME 2

Army 80 (1-1), VMI 74 (0-2)
Charleston, S.C. • Nov. 11, 2012

Attendance: 778

| VMI | fg-fga | fg-fga | ft-fga | o-d-tot | pf | tp | a | blk | s | min |
|---------------|--------------|-------------|-------------|-----------------|-----------|-----------|-----------|-----------|----------|--------------|
| GLASGOW | 3-8 | 1-3 | 0-0 | 0-2-2 | 1 | 7 | 5 | 1 | 0 | 2 28 |
| BROWN | 1-8 | 0-5 | 0-0 | 0-0-0 | 2 | 2 | 1 | 0 | 1 | 0 26 |
| OKOYE | 12-21 | 4-5 | 3-7 | 3-5-8 | 3 | 31 | 3 | 2 | 0 | 2 34 |
| COVINGTON | 1-4 | 0-0 | 0-0 | 2-1-3 | 3 | 2 | 1 | 2 | 1 | 0 18 |
| GORE | 5-11 | 2-7 | 2-2 | 2-7-9 | 2 | 14 | 3 | 2 | 1 | 2 33 |
| STEPHENSON | 2-4 | 1-0 | 0-2 | 0-2-2 | 3 | 5 | 1 | 3 | 0 | 0 12 |
| CARR | 0-0 | 0-0 | 0-0 | 0-0-0 | 0 | 0 | 0 | 1 | 0 | 1 5 |
| ANGLADE | 2-7 | 0-0 | 2-6 | 8-3-11 | 2 | 6 | 0 | 0 | 1 | 0 19 |
| WATSON | 0-0 | 0-0 | 0-0 | 0-0-0 | 0 | 0 | 0 | 0 | 0 | 0 4 |
| MARSHALL | 3-9 | 1-6 | 0-0 | 0-0-0 | 1 | 7 | 1 | 0 | 0 | 1 21 |
| TEAM | | | | 4-1-5 | | | | | | 1 |
| Totals | 29-72 | 9-28 | 7-15 | 19-21-40 | 17 | 74 | 15 | 13 | 3 | 9 200 |

TOTAL FG%: 40.3% 3-Pt. FG%: 32.1% Free Throw%: 46.7%

| ARMY | fg-fga | fg-fga | ft-fga | o-d-tot | pf | tp | a | blk | s | min |
|---------------|--------------|-------------|--------------|-----------------|-----------|-----------|----------|-----------|----------|--------------|
| COX | 3-4 | 1-2 | 1-1 | 1-4-5 | 0 | 8 | 1 | 1 | 0 | 0 24 |
| ELLIS | 6-11 | 1-4 | 6-8 | 0-3-3 | 3 | 19 | 0 | 1 | 3 | 0 27 |
| HERBECK | 3-14 | 2-10 | 2-4 | 3-1-4 | 0 | 10 | 3 | 0 | 0 | 28 |
| PLOMB | 1-3 | 0-2 | 2-2 | 1-2-3 | 0 | 4 | 1 | 0 | 1 | 9 |
| SPRINGER | 3-4 | 0-0 | 1-2 | 2-3-5 | 3 | 7 | 0 | 0 | 0 | 20 |
| LENOX | 0-0 | 0-0 | 0-0 | 0-1-1 | 0 | 0 | 0 | 1 | 0 | 6 |
| WILLIAMS | 3-3 | 0-0 | 2-3 | 0-1-1 | 4 | 8 | 1 | 3 | 0 | 1 22 |
| GRAMLING | 2-6 | 0-2 | 0-0 | 1-4-5 | 0 | 4 | 0 | 4 | 0 | 0 16 |
| LORD | 0-0 | 0-0 | 0-0 | 0-0-0 | 0 | 0 | 0 | 1 | 0 | 0 0 |
| WILSON | 3-6 | 1-2 | 2-2 | 1-1-2 | 0 | 9 | 0 | 0 | 0 | 1 17 |
| FERGUSON | 1-2 | 0-0 | 0-0 | 0-2-2 | 2 | 2 | 0 | 0 | 0 | 3 |
| TOOMEY | 2-3 | 1-2 | 0-0 | 0-4-4 | 0 | 5 | 0 | 4 | 1 | 0 16 |
| FELTON | 0-0 | 0-0 | 0-0 | 0-0-0 | 1 | 0 | 0 | 0 | 0 | 0 0 |
| STIRE | 2-2 | 0-0 | 0-0 | 1-1-2 | 2 | 4 | 0 | 1 | 0 | 0 12 |
| TEAM | | | | 1-3-4 | | | | | | 1 |
| Totals | 29-58 | 6-24 | 16-22 | 11-30-41 | 15 | 80 | 7 | 17 | 4 | 3 200 |

TOTAL FG%: 50.0% 3-Pt. FG%: 25.0% Free Throw%: 72.7%

| Score by Periods | 1st | 2nd | Total |
|------------------|-----|-----|-------|
| VMI | 36 | 38 | 74 |
| Army | 46 | 34 | 80 |

GAME 3

VMI 116 (1-2), Central Penn College 81 (4-1)
Lexington, Va. • Nov. 13, 2012

Attendance: 570

| CPC | fg-fga | fg-fga | ft-fga | o-d-tot | pf | tp | a | blk | s | min |
|----------------|--------------|-------------|-------------|-----------------|-----------|-----------|-----------|-----------|----------|---------------|
| DORSEY | 9-20 | 0-1 | 3-6 | 2-4-6 | 3 | 21 | 2 | 3 | 0 | 2 29 |
| KIRKLAND | 3-9 | 1-2 | 3-4 | 1-1-2 | 4 | 10 | 2 | 3 | 0 | 2 18 |
| DRAYTON | 3-9 | 0-3 | 1-4 | 0-1-1 | 2 | 7 | 1 | 3 | 0 | 2 28 |
| CLAGETT | 2-6 | 0-2 | 0-0 | 1-2-3 | 1 | 4 | 2 | 7 | 0 | 3 24 |
| ARNOLD | 3-6 | 2-5 | 1-1 | 1-1-2 | 1 | 9 | 2 | 3 | 0 | 2 21 |
| JALLOH | 1-4 | 0-0 | 0-2 | 0-2-2 | 0 | 2 | 1 | 2 | 0 | 0 11 |
| HENRY-MARSHALL | 2-2 | 0-0 | 0-3 | 0-2-2 | 1 | 4 | 0 | 0 | 0 | 0 9 |
| WILSON | 3-7 | 2-5 | 0-0 | 2-1-3 | 1 | 8 | 2 | 2 | 0 | 2 19 |
| MARSHALL | 1-1 | 1-1 | 0-0 | 0-1-1 | 0 | 3 | 0 | 1 | 0 | 0 3 |
| BARWIN | 0-2 | 0-1 | 0-0 | 0-0-0 | 0 | 0 | 1 | 0 | 0 | 0 6 |
| CHESTER | 3-5 | 0-0 | 0-0 | 1-7-8 | 1 | 6 | 1 | 2 | 0 | 0 18 |
| DAVIS | 3-7 | 1-1 | 0-1 | 2-3-5 | 2 | 7 | 0 | 0 | 0 | 0 14 |
| TEAM | | | | 3-4-7 | | | | | | 1 |
| Totals | 33-78 | 7-21 | 8-21 | 13-29-42 | 16 | 81 | 14 | 27 | 0 | 12 200 |

TOTAL FG%: 42.3% 3-Pt. FG%: 33.3% Free Throw%: 38.1%

| VMI | fg-fga | fg-fga | ft-fga | o-d-tot | pf | tp | a | blk | s | min |
|---------------|--------------|--------------|--------------|-----------------|-----------|------------|-----------|-----------|----------|---------------|
| OKOYE | 7-12 | 0-2 | 2-4 | 3-6-9 | 1 | 16 | 3 | 4 | 1 | 1 21 |
| GORE | 6-10 | 2-5 | 2-4 | 2-11-13 | 0 | 16 | 2 | 1 | 0 | 2 29 |
| COVINGTON | 8-17 | 0-0 | 4-5 | 5-8-13 | 4 | 20 | 1 | 2 | 5 | 2 23 |
| GLASGOW | 6-10 | 2-4 | 3-3 | 0-3-3 | 0 | 17 | 9 | 1 | 0 | 1 24 |
| BROWN | 7-12 | 5-9 | 1-2 | 2-1-3 | 2 | 20 | 2 | 0 | 0 | 1 22 |
| BURTON | 1-2 | 1-2 | 0-0 | 0-0-0 | 0 | 3 | 1 | 0 | 0 | 0 4 |
| ABSHER | 0-0 | 0-0 | 0-0 | 0-0-0 | 0 | 0 | 1 | 0 | 0 | 0 4 |
| STEPHENSON | 2-5 | 0-2 | 1-2 | 1-3-4 | 2 | 5 | 3 | 2 | 0 | 7 20 |
| CARR | 2-2 | 0-0 | 0-0 | 1-0-1 | 3 | 4 | 2 | 4 | 0 | 1 14 |
| ALBRITTON | 2-5 | 1-3 | 0-0 | 0-1-1 | 2 | 5 | 0 | 0 | 0 | 0 14 |
| ANGLADE | 0-0 | 0-0 | 0-0 | 0-0-0 | 0 | 0 | 0 | 0 | 0 | 0 2 |
| WATSON | 0-2 | 0-0 | 0-0 | 0-2-2 | 0 | 0 | 4 | 3 | 2 | 1 11 |
| MARSHALL | 4-8 | 2-6 | 0-0 | 0-3-3 | 1 | 10 | 0 | 4 | 0 | 1 12 |
| TEAM | | | | 1-1-2 | | | | | | |
| Totals | 45-85 | 13-33 | 13-20 | 15-39-54 | 17 | 116 | 28 | 21 | 8 | 17 200 |

TOTAL FG%: 52.9% 3-Pt. FG%: 39.4% Free Throw%: 65.0%

| Score by Periods | 1st | 2nd | Total |
|----------------------|-----|-----|-------|
| Central Penn College | 36 | 45 | 81 |
| VMI | 52 | 64 | 116 |

GAME 4

Virginia Tech 95 (3-0), VMI 80 (1-3)
Blacksburg, Va. • Nov. 15, 2012

Attendance: 6,883

| VMI | fg-fga | fg-fga | ft-fga | o-d-tot | pf | tp | a | blk | s | min |
|---------------|--------------|-------------|--------------|-----------------|-----------|-----------|-----------|-----------|----------|--------------|
| OKOYE | 5-10 | 0-3 | 3-5 | 1-6-7 | 1 | 13 | 1 | 3 | 0 | 0 27 |
| COVINGTON | 10-17 | 0-1 | 3-4 | 0-0-0 | 1 | 23 | 1 | 0 | 3 | 0 28 |
| GORE | 1-5 | 0-4 | 1-1 | 1-1-2 | 1 | 3 | 1 | 1 | 0 | 0 20 |
| GLASGOW | 5-11 | 3-8 | 0-0 | 0-3-3 | 3 | 13 | 4 | 4 | 0 | 2 32 |
| BROWN | 0-4 | 0-4 | 0-0 | 1-1-2 | 0 | 0 | 1 | 0 | 0 | 0 16 |
| STEPHENSON | 3-6 | 1-1 | 1-1 | 1-3-4 | 1 | 8 | 1 | 1 | 0 | 1 17 |
| CARR | 0-0 | 0-0 | 0-0 | 0-0-0 | 2 | 0 | 3 | 0 | 0 | 1 8 |
| ALBRITTON | 2-6 | 2-6 | 0-0 | 1-1-2 | 1 | 6 | 1 | 0 | 0 | 0 14 |
| ANGLADE | 1-2 | 0-0 | 4-4 | 1-2-3 | 1 | 6 | 0 | 0 | 2 | 0 13 |
| WATSON | 1-1 | 0-0 | 0-0 | 1-1-2 | 1 | 2 | 0 | 0 | 1 | 0 3 |
| MARSHALL | 2-11 | 2-10 | 0-0 | 1-0-1 | 1 | 6 | 2 | 1 | 0 | 1 22 |
| TEAM | | | | 2-5-7 | | | | | | 0 |
| Totals | 30-73 | 8-37 | 12-15 | 10-23-33 | 13 | 80 | 15 | 10 | 6 | 5 200 |

TOTAL FG%: 41.1% 3-Pt. FG%: 21.6% Free Throw%: 80.0%

| VT | fg-fga | fg-fga | ft-fga | o-d-tot | pf | tp | a | blk | s | min |
|-----------|--------|--------|--------|---------|----|----|---|-----|---|------|
| RAINES | 6-9 | 0-0 | 2-3 | 6-4-10 | 3 | 14 | 0 | 0 | 0 | 1 20 |
| EDDIE | 6-11 | 3-6 | 2-2 | 0-8-8 | 2 | 17 | 3 | 4 | 1 | 2 28 |
| BARKSDALE | 4-8 | 0-0 | 3-4 | 1-5-6 | 1 | 11 | 1 | 0 | 0 | |

GAME 7

West Virginia 94 (2-3), VMI 69 (3-4)
Morgantown, W.Va. • Nov. 28, 2012

Attendance: 7,531

| VMI | fg-fga | fg-fga | ft-fga | o-d-tot | pf | tp | a | to | blk | s | min |
|---|--------------|-------------|--------------|-----------------|-----------|-----------|-----------|-----------|----------|----------|------------|
| OKOYE | 6-14 | 1-4 | 1-6 | 3-5-8 | 3 | 14 | 2 | 2 | 0 | 0 | 32 |
| GORE | 2-4 | 1-3 | 0-0 | 0-1-1 | 1 | 5 | 0 | 1 | 0 | 1 | 23 |
| COVINGTON | 5-12 | 0-0 | 2-3 | 3-4-7 | 3 | 12 | 1 | 3 | 3 | 1 | 24 |
| GLASGOW | 2-6 | 0-2 | 3-3 | 0-6-6 | 0 | 7 | 7 | 4 | 0 | 2 | 29 |
| BROWN | 1-5 | 0-5 | 0-0 | 1-1-2 | 2 | 3 | 2 | 1 | 0 | 0 | 18 |
| BURTON | 1-1 | 1-1 | 0-0 | 0-0-0 | 0 | 3 | 0 | 0 | 0 | 0 | 1 |
| ABSHER | 0-0 | 0-0 | 0-0 | 0-1-1 | 0 | 0 | 1 | 0 | 0 | 0 | 1 |
| STEPHENSON | 0-3 | 0-1 | 2-2 | 0-2-2 | 0 | 2 | 3 | 1 | 0 | 0 | 10 |
| CARR | 0-0 | 0-0 | 0-0 | 1-1-2 | 4 | 0 | 3 | 1 | 0 | 0 | 7 |
| ALBRITTON | 1-7 | 1-6 | 0-2 | 0-1-1 | 1 | 3 | 0 | 1 | 0 | 0 | 15 |
| ANGLADE | 2-5 | 0-0 | 1-2 | 2-3-5 | 3 | 5 | 0 | 0 | 0 | 1 | 14 |
| WATSON | 1-2 | 0-0 | 2-4 | 2-3-5 | 0 | 4 | 0 | 0 | 1 | 0 | 8 |
| MARSHALL | 4-8 | 3-6 | 0-0 | 0-2-2 | 3 | 11 | 0 | 1 | 0 | 1 | 18 |
| TEAM | | | | 1-1-2 | | | | | | | |
| Totals | 25-67 | 8-28 | 11-22 | 13-31-44 | 20 | 69 | 19 | 15 | 4 | 6 | 200 |
| TOTAL FG%: 37.3% 3-Pt. FG%: 28.6% F Throw %: 50.0% | | | | | | | | | | | |

| VWU | fg-fga | fg-fga | ft-fga | o-d-tot | pf | tp | a | to | blk | s | min |
|---|--------------|-------------|--------------|-----------------|-----------|-----------|-----------|----------|----------|----------|------------|
| KILICLI | 5-8 | 0-0 | 3-3 | 2-3-5 | 4 | 13 | 0 | 1 | 1 | 1 | 16 |
| HENDERSON | 4-11 | 1-3 | 1-2 | 1-6-7 | 2 | 10 | 2 | 1 | 0 | 0 | 29 |
| MURRAY | 6-12 | 1-1 | 0-0 | 4-5-9 | 2 | 13 | 0 | 0 | 2 | 0 | 21 |
| STATEN | 7-10 | 0-1 | 4-4 | 2-5-7 | 1 | 18 | 3 | 2 | 0 | 1 | 26 |
| HINDS | 2-5 | 0-2 | 0-1 | 2-1-3 | 1 | 4 | 3 | 2 | 0 | 0 | 14 |
| RUTLEDGE | 1-1 | 0-0 | 0-0 | 0-0-0 | 1 | 2 | 0 | 0 | 0 | 0 | 1 |
| HARRIS | 4-9 | 1-3 | 1-2 | 1-3-4 | 3 | 10 | 1 | 1 | 1 | 1 | 16 |
| BROWN | 1-7 | 0-3 | 0-0 | 1-4-5 | 1 | 2 | 2 | 0 | 0 | 0 | 15 |
| BROWNE | 4-11 | 0-3 | 3-4 | 3-4-7 | 1 | 11 | 7 | 0 | 0 | 2 | 26 |
| DICKERSON | 0-3 | 0-3 | 0-0 | 0-0-0 | 0 | 0 | 0 | 0 | 0 | 0 | 2 |
| ROMEO | 0-1 | 0-0 | 0-0 | 0-0-0 | 0 | 0 | 0 | 0 | 0 | 0 | 4 |
| NOREEN | 0-0 | 0-0 | 0-0 | 0-1-1 | 1 | 0 | 0 | 0 | 0 | 0 | 5 |
| MILES | 3-4 | 0-0 | 5-5 | 1-2-3 | 3 | 11 | 2 | 1 | 2 | 4 | 25 |
| TEAM | | | | 0-1-1 | | | | | | | |
| Totals | 37-82 | 3-19 | 17-21 | 17-35-52 | 20 | 94 | 20 | 8 | 6 | 9 | 200 |
| TOTAL FG%: 60.9% 3-Pt. FG%: 59.1% F Throw %: 85.0% | | | | | | | | | | | |

| Score by Periods | 1st | 2nd | Total |
|---------------------|-----|-----|-------|
| VMI | 50 | 31 | 81 |
| Charleston Southern | 58 | 56 | 114 |

GAME 8

Morgan State 81 (3-3), VMI 80 (3-5) (OT)
Lexington, Va. • Dec. 1, 2012

Attendance: 2,684

| MSU | fg-fga | fg-fga | ft-fga | o-d-tot | pf | tp | a | to | blk | s | min |
|--|--------------|-------------|--------------|-----------------|-----------|-----------|-----------|-----------|----------|----------|------------|
| HEATH | 2-2 | 0-0 | 0-0 | 1-2-3 | 2 | 4 | 2 | 0 | 0 | 0 | 8 |
| JACKSON | 4-14 | 0-5 | 7-9 | 3-6-9 | 5 | 15 | 5 | 3 | 1 | 2 | 40 |
| CHILES | 4-8 | 0-0 | 5-5 | 1-3-4 | 3 | 13 | 0 | 1 | 0 | 0 | 14 |
| HUBBARD | 5-15 | 0-3 | 5-8 | 5-5-10 | 1 | 15 | 2 | 4 | 1 | 2 | 40 |
| BOZEMAN | 1-7 | 0-4 | 2-2 | 2-3-5 | 2 | 4 | 3 | 4 | 1 | 1 | 41 |
| BLACK | 3-8 | 0-1 | 0-2 | 1-1-2 | 5 | 6 | 2 | 10 | 0 | 2 | 31 |
| BAILEY | 3-7 | 0-0 | 0-0 | 0-2-2 | 1 | 6 | 0 | 0 | 0 | 0 | 18 |
| SIMPSON | 0-1 | 0-1 | 1-2 | 0-1-1 | 0 | 1 | 0 | 0 | 0 | 0 | 3 |
| RILEY | 0-0 | 0-0 | 0-0 | 0-0-0 | 0 | 0 | 0 | 0 | 0 | 0 | 2 |
| DUNCAN | 8-8 | 0-0 | 1-8 | 7-7-14 | 4 | 17 | 0 | 0 | 3 | 1 | 28 |
| TEAM | | | | 6-0-6 | | | | | | | |
| Totals | 30-70 | 0-14 | 21-36 | 26-30-56 | 23 | 81 | 14 | 22 | 6 | 8 | 225 |
| TOTAL FG%: 42.9% 3-Pt. FG%: 0.0% Free Throw%: 58.3% | | | | | | | | | | | |

| VMI | fg-fga | fg-fga | ft-fga | o-d-tot | pf | tp | a | to | blk | s | min |
|---|--------------|-------------|--------------|-----------------|-----------|-----------|-----------|-----------|----------|-----------|------------|
| OKOYE | 10-22 | 2-3 | 7-9 | 5-6-11 | 3 | 29 | 3 | 4 | 1 | 3 | 36 |
| GORE | 2-6 | 0-4 | 4-5 | 2-4-6 | 3 | 8 | 1 | 2 | 0 | 4 | 29 |
| COVINGTON | 2-6 | 0-0 | 0-1 | 3-2-5 | 5 | 4 | 1 | 0 | 1 | 1 | 23 |
| GLASGOW | 2-9 | 1-6 | 2-2 | 2-0-2 | 3 | 7 | 6 | 4 | 0 | 1 | 38 |
| BROWN | 6-13 | 5-12 | 0-0 | 3-2-5 | 0 | 17 | 0 | 1 | 0 | 1 | 36 |
| STEPHENSON | 0-1 | 0-1 | 0-0 | 0-0-0 | 0 | 0 | 0 | 0 | 0 | 0 | 2 |
| CARR | 0-1 | 0-0 | 0-0 | 0-1-1 | 2 | 0 | 1 | 1 | 0 | 1 | 5 |
| ALBRITTON | 1-5 | 0-2 | 0-0 | 1-0-1 | 2 | 2 | 1 | 1 | 0 | 0 | 12 |
| ANGLADE | 1-2 | 0-0 | 2-7 | 2-5-7 | 4 | 4 | 0 | 0 | 1 | 2 | 21 |
| WATSON | 1-1 | 0-0 | 2-2 | 0-0-0 | 1 | 4 | 0 | 1 | 1 | 0 | 6 |
| MARSHALL | 2-6 | 1-4 | 0-0 | 0-0-0 | 3 | 5 | 1 | 3 | 0 | 0 | 17 |
| TEAM | | | | 2-3-5 | | | | | | | |
| Totals | 27-72 | 9-32 | 17-26 | 20-23-43 | 26 | 80 | 14 | 17 | 4 | 13 | 225 |
| TOTAL FG%: 37.5% 3-Pt. FG%: 28.1% Free Throw%: 65.4% | | | | | | | | | | | |

| Score by Periods | 1st | 2nd | OT | Total |
|------------------|-----|-----|----|-------|
| Morgan State | 39 | 34 | 8 | 81 |
| VMI | 49 | 24 | 7 | 80 |

GAME 9

VMI 102 (4-5), Virginia U - Lynchburg 61 (5-9)
Lexington, Va. • Dec. 3, 2012

Attendance: 549

| VUL | fg-fga | fg-fga | ft-fga | o-d-tot | pf | tp | a | to | blk | s | min |
|---|--------------|-------------|--------------|-----------------|-----------|-----------|-----------|-----------|----------|-----------|------------|
| GRAVELY | 3-18 | 0-3 | 0-0 | 1-7-8 | 5 | 6 | 2 | 6 | 0 | 3 | 34 |
| ZORNJAN | 2-5 | 0-0 | 0-0 | 2-4-6 | 5 | 4 | 1 | 3 | 0 | 2 | 19 |
| McPAUL | 0-4 | 0-2 | 9-12 | 0-3-3 | 4 | 9 | 2 | 6 | 0 | 0 | 30 |
| ZIMIN | 5-10 | 2-5 | 1-3 | 3-0-3 | 3 | 13 | 2 | 3 | 0 | 3 | 29 |
| MCKOY | 0-1 | 0-0 | 0-0 | 1-2-3 | 2 | 0 | 0 | 2 | 0 | 1 | 13 |
| SHEFFIELD | 1-3 | 1-1 | 0-0 | 0-1-1 | 0 | 3 | 1 | 2 | 0 | 0 | 10 |
| WILSON | 0-2 | 0-2 | 0-0 | 0-2-2 | 1 | 0 | 0 | 0 | 0 | 0 | 4 |
| JANENAS | 1-2 | 0-0 | 0-0 | 1-0-1 | 2 | 2 | 2 | 5 | 0 | 2 | 25 |
| KULBA | 1-3 | 1-3 | 0-0 | 0-1-1 | 0 | 3 | 0 | 1 | 0 | 0 | 4 |
| TALAVAE | 1-3 | 1-1 | 0-0 | 0-0-0 | 0 | 3 | 0 | 1 | 0 | 0 | 10 |
| SHAKHMETOV | 7-13 | 0-0 | 4-6 | 3-3-6 | 4 | 18 | 0 | 1 | 0 | 0 | 22 |
| TEAM | | | | 1-4-5 | | | | | | | |
| Totals | 21-64 | 5-17 | 14-21 | 12-27-39 | 26 | 61 | 10 | 31 | 0 | 11 | 200 |
| TOTAL FG%: 32.8% 3-Pt. FG%: 29.4% Free Throw%: 66.7% | | | | | | | | | | | |

| VMI | fg-fga | fg-fga | ft-fga | o-d-tot | pf | tp | a | to | blk | s | min |
|---|--------------|-------------|--------------|-----------------|-----------|------------|-----------|-----------|----------|-----------|------------|
| OKOYE | 6-8 | 1-2 | 4-6 | 3-6-9 | 2 | 17 | 4 | 5 | 0 | 2 | 23 |
| GORE | 0-7 | 0-2 | 0-0 | 2-5-8 | 0 | 0 | 1 | 1 | 0 | 4 | 14 |
| COVINGTON | 10-11 | 0-0 | 6-8 | 4-6-10 | 2 | 26 | 0 | 2 | 2 | 1 | 21 |
| GLASGOW | 1-5 | 1-5 | 5-6 | 0-3-3 | 0 | 8 | 2 | 2 | 0 | 0 | 19 |
| BROWN | 3-8 | 2-6 | 0-0 | 2-3-5 | 1 | 8 | 2 | 1 | 0 | 0 | 20 |
| BURTON | 2-8 | 2-7 | 0-0 | 2-0-2 | 3 | 6 | 2 | 0 | 0 | 1 | 13 |
| ABSHER | 0-1 | 0-1 | 1-2 | 0-0-0 | 0 | 1 | 0 | 0 | 0 | 0 | 5 |
| STEPHENSON | 2-4 | 0-2 | 0-0 | 0-0-0 | 2 | 4 | 1 | 3 | 0 | 4 | 15 |
| CARR | 2-2 | 0-0 | 2-4 | 1-2-3 | 2 | 6 | 4 | 1 | 1 | 3 | 17 |
| ALBRITTON | 4-9 | 2-5 | 0-0 | 0-3-3 | 2 | 10 | 0 | 2 | 0 | 0 | 15 |
| ANGLADE | 4-5 | 0-0 | 1-3 | 2-3-5 | 1 | 9 | 0 | 0 | 0 | 2 | 17 |
| WATSON | 0-1 | 0-0 | 2-2 | 1-2-3 | 3 | 2 | 1 | 2 | 0 | 0 | 11 |
| MARSHALL | 1-8 | 1-6 | 2-2 | 0-1-1 | 3 | 5 | 1 | 0 | 0 | 3 | 10 |
| TEAM | | | | 3-1-4 | | | | | | | |
| Totals | 35-77 | 9-36 | 23-33 | 21-35-56 | 21 | 102 | 18 | 19 | 3 | 20 | 200 |
| TOTAL FG%: 45.5% 3-Pt. FG%: 25.0% Free Throw%: 69.7% | | | | | | | | | | | |

| Score by Periods | 1st | 2nd | Total |
|------------------|-----|-----|-------|
| VUL | 23 | 38 | 61 |
| VMI | 52 | 50 | 102 |

GAME 10

Wright State 92 (6-3), VMI 59 (4-6)
Dayton, Ohio • Dec. 8, 2012

Attendance: 3,500

| VMI | fg-fga | fg-fga | ft-fga | o-d-tot | pf | tp | a | to | blk | s | min |
|------------|--------|--------|--------|---------|----|----|---|----|-----|---|-----|
| OKOYE | 3-8 | 0-1 | 1-2 | 4-6-10 | 2 | 7 | 2 | 8 | 0 | 0 | 27 |
| COVINGTON | 3-5 | 0-0 | 3-3 | 1-1-2 | 1 | 9 | 0 | 2 | 0 | 0 | 21 |
| GORE | 1-4 | 1-1 | 3-4 | 1-4-5 | 0 | 6 | 0 | 1 | 0 | 0 | 15 |
| GLASGOW | 1-7 | 1-3 | 3-6 | 0-0-0 | 3 | 6 | 8 | 2 | 0 | 1 | 28 |
| BROWN | 0-3 | 0-3 | 0-0 | 0-0-0 | 0 | 0 | 0 | 0 | 0 | 0 | 19 |
| BURTON | 0-1 | 0-1 | 0-2 | 0-0-0 | 2 | 0 | 0 | 1 | 0 | 0 | 8 |
| ABSHER | 1-1 | 0-0 | 0-0 | 0-0-0 | 0 | 2 | 0 | 0 | 0 | 0 | 6 |
| STEPHENSON | 1-2 | 0-1 | 1-2 | 0-1-1 | 0 | 3 | 1 | 0 | 0 | 0 | 11 |
| CARR | 0-0 | 0-0 | 4-7 | 1-1-2 | 0 | 4 | 0 | 0 | 0 | 0 | 7 |
| ALBRITTON | | | | | | | | | | | |

GAME 13

VMI 86 (6-7, 1-0 BSC), Presbyterian College 77 (3-12, 0-1BSC)

Clinton, S.C. ● Jan. 5, 2013

Attendance: 862

| VMI | 3-pt | | | | | | | | | | |
|---------------|--------------|-------------|--------------|----------------|-----------|-----------|----------|-----------|----------|----------|------------|
| | fg-fga | fg-fga | ft-fga | o-d-tot | pf | tp | a | to | blk | s min | |
| OKOYE | 12-22 | 3-8 | 12-14 | 2-6-8 | 0 | 39 | 0 | 1 | 0 | 3 | 37 |
| COVINGTON | 7-8 | 0-0 | 4-6 | 3-5-8 | 3 | 18 | 1 | 3 | 1 | 0 | 28 |
| GORE | 1-3 | 0-1 | 0-0 | 1-3-4 | 4 | 2 | 2 | 2 | 0 | 1 | 30 |
| GLASGOW | 5-10 | 1-3 | 6-6 | 1-2-3 | 1 | 17 | 4 | 3 | 1 | 1 | 34 |
| BROWN | 2-8 | 2-6 | 0-0 | 1-1-2 | 3 | 6 | 1 | 1 | 0 | 0 | 36 |
| CARR | 0-0 | 0-0 | 0-0 | 1-1-2 | 0 | 0 | 0 | 0 | 0 | 0 | 7 |
| ALBRITTON | 0-0 | 0-0 | 1-2 | 0-1-1 | 1 | 1 | 0 | 0 | 0 | 0 | 5 |
| ANGLADE | 0-0 | 0-0 | 1-2 | 0-2-2 | 0 | 1 | 0 | 0 | 1 | 0 | 9 |
| MARSHALL | 1-2 | 0-1 | 0-0 | 0-1-1 | 2 | 2 | 0 | 0 | 0 | 1 | 14 |
| TEAM | | | | 0-1-1 | | | | | | | |
| Totals | 28-53 | 6-19 | 24-30 | 9-23-32 | 14 | 86 | 8 | 10 | 3 | 6 | 200 |

TOTAL FG%: 52.8% 3-Pt. FG%: 31.6% F Throw %: 80.0%

| PC | 3-pt | | | | | | | | | | |
|---------------|--------------|-------------|--------------|-----------------|-----------|-----------|-----------|-----------|----------|----------|------------|
| | fg-fga | fg-fga | ft-fga | o-d-tot | pf | tp | a | to | blk | s min | |
| CLYBURN | 7-12 | 0-0 | 1-2 | 5-1-6 | 3 | 15 | 1 | 1 | 0 | 1 | 30 |
| TRUSS | 5-5 | 0-0 | 1-2 | 2-1-3 | 4 | 11 | 1 | 1 | 0 | 1 | 16 |
| DOWNING | 4-8 | 3-5 | 1-2 | 1-5-6 | 2 | 12 | 3 | 2 | 0 | 0 | 37 |
| MUTAKABBIR | 7-14 | 2-5 | 3-3 | 0-1-1 | 2 | 19 | 1 | 3 | 0 | 1 | 39 |
| WASHINGTON | 3-11 | 2-4 | 0-0 | 2-2-4 | 2 | 8 | 6 | 5 | 0 | 0 | 36 |
| ANDERSON | 0-0 | 0-0 | 0-0 | 0-0-0 | 0 | 0 | 0 | 0 | 0 | 0 | 5 |
| HARGRAVE | 4-9 | 0-2 | 0-0 | 2-5-7 | 2 | 8 | 2 | 0 | 0 | 0 | 21 |
| McTAVISH | 0-4 | 0-4 | 4-4 | 0-4-4 | 3 | 4 | 0 | 0 | 0 | 0 | 16 |
| TEAM | | | | 0-1-1 | | | | | | | |
| Totals | 30-63 | 7-20 | 10-13 | 12-20-32 | 18 | 77 | 14 | 12 | 0 | 3 | 200 |

TOTAL FG%: 47.6% 3-Pt. FG%: 35.0% F Throw %: 76.9%

| Score by Periods | 1st | 2nd | Total |
|------------------|-----|-----|-------|
| VMI | 38 | 48 | 86 |
| Presbyterian | 29 | 48 | 77 |

GAME 15

VMI 72 (8-7, 3-0 BSC), Winthrop 54 (6-9, 0-3 BSC)

Lexington, Va. ● Jan. 12, 2013

Attendance: 1,235

| WU | 3-pt | | | | | | | | | | |
|---------------|--------------|-------------|------------|-----------------|------------|-----------|----------|-----------|----------|----------|------------|
| | fg-fga | fg-fga | ft-fga | o-d-tot | pf | tp | a | to | blk | s min | |
| JEROME | 3-6 | 0-0 | 2-3 | 0-1-1 | 2 | 8 | 3 | 5 | 0 | 1 | 27 |
| BOURNE | 1-2 | 0-0 | 0-0 | 2-1-3 | 3 | 2 | 0 | 0 | 0 | 1 | 19 |
| BROWN | 4-11 | 0-0 | 0-0 | 6-3-9 | 3 | 8 | 1 | 2 | 0 | 1 | 27 |
| GAMBLE | 7-14 | 2-4 | 0-0 | 0-4-4 | 1 | 16 | 1 | 4 | 0 | 0 | 36 |
| SMITH | 3-9 | 3-7 | 0-0 | 1-0-1 | 2 | 9 | 2 | 1 | 0 | 0 | 32 |
| KING | 2-4 | 0-1 | 0-0 | 0-5-5 | 1 | 4 | 0 | 1 | 0 | 0 | 16 |
| DIOP | 2-2 | 0-0 | 0-0 | 2-1-3 | 0 | 4 | 0 | 1 | 0 | 0 | 8 |
| HENRY | 0-4 | 0-1 | 1-2 | 0-1-1 | 0 | 1 | 2 | 0 | 0 | 0 | 17 |
| JOHNSON | 1-4 | 0-0 | 0-0 | 1-1-2 | 1 | 2 | 0 | 0 | 0 | 0 | 18 |
| TEAM | | | | 1-3-4 | | | | | | | |
| Totals | 23-56 | 5-13 | 3-5 | 13-20-33 | 113 | 54 | 8 | 17 | 0 | 3 | 200 |

TOTAL FG%: 41.1% 3-Pt. FG%: 38.5% Free Throw%: 60.0%

| VMI | 3-pt | | | | | | | | | | |
|---------------|--------------|--------------|-------------|----------------|-----------|-----------|-----------|----------|----------|-----------|------------|
| | fg-fga | fg-fga | ft-fga | o-d-tot | pf | tp | a | to | blk | s min | |
| OKOYE | 8-16 | 2-6 | 7-8 | 5-8-13 | 2 | 25 | 3 | 1 | 0 | 0 | 39 |
| COVINGTON | 5-12 | 0-0 | 2-5 | 3-3-6 | 2 | 12 | 1 | 4 | 4 | 4 | 37 |
| GORE | 1-3 | 0-2 | 0-0 | 0-1-1 | 2 | 2 | 8 | 2 | 0 | 1 | 33 |
| GLASGOW | 3-7 | 2-3 | 0-0 | 0-1-1 | 1 | 8 | 4 | 1 | 0 | 3 | 32 |
| BROWN | 3-5 | 2-3 | 0-0 | 0-1-1 | 3 | 8 | 0 | 0 | 0 | 1 | 18 |
| CARR | 0-1 | 0-0 | 0-0 | 0-1-1 | 0 | 0 | 0 | 0 | 0 | 1 | 8 |
| ALBRITTON | 5-6 | 4-5 | 0-0 | 0-1-1 | 0 | 14 | 0 | 1 | 0 | 0 | 20 |
| ANGLADE | 0-1 | 0-0 | 0-0 | 0-0-0 | 1 | 0 | 0 | 0 | 0 | 0 | 1 |
| WATSON | 0-0 | 0-0 | 0-0 | 0-0-0 | 0 | 0 | 0 | 0 | 0 | 0 | 2 |
| MARSHALL | 1-3 | 1-3 | 0-0 | 1-1-2 | 1 | 3 | 1 | 0 | 0 | 0 | 10 |
| TEAM | | | | 0-2-2 | | | | | | | |
| Totals | 26-54 | 11-22 | 9-13 | 9-19-28 | 12 | 72 | 17 | 9 | 4 | 10 | 200 |

TOTAL FG%: 48.1% 3-Pt. FG%: 50.0% Free Throw%: 69.2%

| Score by Periods | 1st | 2nd | Total |
|------------------|-----|-----|-------|
| Winthrop | 32 | 22 | 54 |
| VMI | 35 | 37 | 72 |

GAME 16

VMI 76 (9-7, 4-0 BSC), Campbell 57 (8-10, 3-1BSC)

Lexington, Va. ● Jan. 16, 2013

Attendance: 2,234

| Campbell | 3-pt | | | | | | | | | | |
|---------------|--------------|-------------|------------|-----------------|-----------|-----------|-----------|-----------|----------|----------|------------|
| | fg-fga | fg-fga | ft-fga | o-d-tot | pf | tp | a | to | blk | s min | |
| HARRIS | 2-4 | 0-0 | 1-1 | 2-3-5 | 3 | 5 | 1 | 2 | 1 | 0 | 20 |
| LEONARD | 3-7 | 0-0 | 1-1 | 2-3-5 | 3 | 7 | 1 | 2 | 0 | 0 | 21 |
| FREEMAN | 4-14 | 2-2 | 0-0 | 2-3-5 | 1 | 10 | 3 | 2 | 0 | 1 | 39 |
| RYAN | 3-8 | 1-3 | 1-1 | 0-2-2 | 3 | 8 | 1 | 0 | 0 | 2 | 24 |
| McCARTER | 5-8 | 1-4 | 2-3 | 1-2-3 | 1 | 13 | 0 | 4 | 0 | 0 | 25 |
| OLIVER | 1-3 | 0-1 | 1-2 | 2-3-5 | 3 | 3 | 0 | 3 | 0 | 1 | 18 |
| HOOKER | 3-10 | 1-4 | 0-0 | 0-1-1 | 1 | 7 | 4 | 1 | 0 | 1 | 31 |
| LEEK | 1-3 | 0-2 | 0-0 | 2-2-4 | 3 | 2 | 0 | 1 | 0 | 0 | 15 |
| MASON | 1-1 | 0-0 | 0-0 | 0-0-0 | 0 | 0 | 0 | 0 | 0 | 0 | 2 |
| KALPIC | 0-0 | 0-0 | 0-0 | 0-1-1 | 2 | 0 | 0 | 0 | 0 | 0 | 5 |
| TEAM | | | | 3-3-6 | | | | | | | |
| Totals | 23-58 | 5-16 | 6-8 | 14-23-37 | 20 | 57 | 10 | 16 | 1 | 5 | 200 |

TOTAL FG%: 39.7% 3-Pt. FG%: 31.3% Free Throw%: 75.0%

| VMI | 3-pt | | | | | | | | | | |
|---------------|--------------|-------------|--------------|----------------|-----------|-----------|-----------|----------|----------|----------|------------|
| | fg-fga | fg-fga | ft-fga | o-d-tot | pf | tp | a | to | blk | s min | |
| OKOYE | 4-15 | 1-4 | 8-10 | 1-4-5 | 2 | 17 | 3 | 3 | 0 | 3 | 39 |
| COVINGTON | 6-10 | 0-0 | 7-11 | 3-5-8 | 4 | 19 | 0 | 3 | 2 | 1 | 31 |
| GORE | 2-5 | 1-3 | 0-0 | 0-3-3 | 2 | 5 | 3 | 0 | 0 | 3 | 29 |
| GLASGOW | 4-6 | 3-4 | 5-6 | 0-5-5 | 0 | 16 | 6 | 1 | 0 | 0 | 34 |
| BROWN | 4-7 | 3-6 | 0-0 | 1-1-2 | 0 | 11 | 1 | 2 | 0 | 0 | 33 |
| CARR | 1-1 | 0-0 | 0-0 | 0-1-1 | 2 | 2 | 0 | 0 | 0 | 1 | 9 |
| ALBRITTON | 0-4 | 0-3 | 0-0 | 1-1-2 | 1 | 0 | 0 | 0 | 0 | 0 | 5 |
| ANGLADE | 0-0 | 0-0 | 0-2 | 2-1-3 | 1 | 0 | 0 | 0 | 1 | 0 | 7 |
| WATSON | 0-0 | 0-0 | 0-0 | 0-0-0 | 0 | 0 | 0 | 0 | 0 | 0 | 2 |
| MARSHALL | 2-3 | 1-2 | 1-2 | 0-0-0 | 0 | 6 | 0 | 0 | 0 | 0 | 11 |
| TEAM | | | | 1-1-2 | | | | | | | |
| Totals | 23-51 | 9-22 | 21-31 | 9-22-31 | 12 | 76 | 13 | 9 | 3 | 8 | 200 |

TOTAL FG%: 45.1% 3-Pt. FG%: 40.9% Free Throw%: 67.7%

| Score by Periods | 1st | 2nd | Total |
|------------------|-----|-----|-------|
| Campbell | 33 | 24 | 57 |
| VMI | 27 | 49 | 76 |

GAME 17

Coastal Carolina 72(9-8, 4-1 BSC), VMI 49 (8-8, 3-2 BSC)

Conway, S.C. ● Jan. 19, 2013

Attendance: 2,419

| VMI | 3-pt | | | | | | | | | | |
|---------------|--------------|-------------|-------------|----------------|-----------|-----------|-----------|-----------|----------|----------|------------|
| | fg-fga | fg-fga | ft-fga | o-d-tot | pf | tp | a | to | blk | s min | |
| OKOYE | 6-21 | 1-8 | 3-5 | 0-12-12 | 3 | 16 | 4 | 5 | 1 | 3 | 37 |
| COVINGTON | 1-7 | 0-0 | 0-4 | 1-8-9 | 4 | 2 | 0 | 1 | 4 | 1 | 32 |
| GORE | 1-3 | 1-3 | 0-0 | 1-1-2 | 2 | 3 | 2 | 4 | 0 | 0 | 24 |
| GLASGOW | 5-9 | 4-7 | 2-2 | 0-1-1 | 4 | 16 | 0 | 1 | 0 | 0 | 28 |
| BROWN | 2-7 | 1-6 | 2-2 | 1-2-3 | 0 | 7 | 2 | 1 | 0 | 0 | 33 |
| BURTON | 0-0 | 0-0 | 0-0 | 0-0-0 | 0 | 0 | 0 | 0 | 0 | 0 | 1 |
| ABSHER | 0-2 | 0-1 | 0-0 | 0-0-0 | 0 | 0 | 0 | 0 | 0 | 0 | 1 |
| STEPHENSON | 0-0 | 0-0 | 0-0 | 0-0-0 | 0 | 0 | 0 | 0 | 0 | 0 | 1 |
| CARR | 0-0 | 0-0 | 0-0 | 0-0-0 | 3 | 0 | 1 | 3 | 0 | 2 | 13 |
| ALBRITTON | 1-3 | 1-3 | 0-0 | 0-1-1 | 3 | 3 | 1 | 0 | 0 | 0 | 10 |
| ANGLADE | 1-1 | 0-0 | 0-0 | 0-1-1 | 0 | 2 | 0 | 0 | 0 | 0 | 6 |
| WATSON | 0-0 | 0-0 | 0-0 | 1-0-1 | 0 | 0 | 0 | 0 | 0 | 1 | 4 |
| MARSHALL | 0-3 | 0-3 | 0-1 | 0-0-0 | 0 | 0 | 0 | 0 | 0 | 0 | 10 |
| TEAM | | | | 2-3-5 | | | | | | | |
| Totals | 17-56 | 8-31 | 7-14 | 6-29-35 | 19 | 49 | 10 | 15 | 5 | 7 | 200 |

TOTAL FG%: 30.4% 3-Pt. FG%: 25.8% Free Throw%: 50.0%

| CCU | 3-pt | | | | | | | | | | |
|---------------|--------------|-------------|--------------|-----------------|-----------|-----------|-----------|-----------|----------|----------|------------|
| | fg-fga | fg-fga | ft-fga | o-d-tot | pf | tp | a | to | blk | s min | |
| DIAGNE | 4-9 | 0-3 | 1-3 | 1-8-9 | 2 | 9 | 4 | 1 | 1 | 1 | 24 |
| NDIEGUENE | 4-9 | 0-0 | 1-4 | 3-6-9 | 3 | 9 | 0 | 2 | 0 | 1 | 27 |
| GILLIS | 4-13 | 2-5 | 2-3 | 0-2-2 | 5 | 12 | 0 | 5 | 0 | 1 | 30 |
| RAFFA | 8-12 | 2-6 | 3-4 | 0-5-5 | 1 | 21 | 2 | 4 | 0 | 3 | 34 |
| GREENWOOD | 1-8 | 0-0 | 0-0 | 0-4-4 | 1 | 2 | 8 | 1 | 0 | 2 | 31 |
| JAMES | 0-0 | 0-0 | 0-0 | 0-0-0 | 0 | 0 | 0 | 0 | 0 | 0 | 1 |
| ASHFORD | 2-5 | 0-0 | 1-1 | 1-3-4 | 0 | 5 | 1 | 0 | 0 | 0 | 10 |
| ENANGA | 3-6 | 0-1 | 2-2 | 3-2-5 | 3 | 8 | 0 | 0 | 0 | 0 | 23 |
| LJESKOVIC | 0-0 | 0-0 | 0-0 | 0-0-0 | 3 | 0 | 0 | 1 | 0 | 0 | 6 |
| DANIEL | 1-1 | 0-0 | 0-0 | 0-1-1 | 0 | 2 | 1 | 0 | 0 | 0 | 7 |
| CURTIS | 0-2 | 0-0 | 2-4 | 2-2-4 | 0 | 2 | 0 | 0 | 0 | 0 | 6 |
| ADDEY | 1-1 | 0-0 | 0-0 | 0-1-1 | 0 | 2 | 0 | 0 | 0 | 0 | 1 |
| TEAM | | | | 5-3-8 | | | | | | | |
| Totals | 28-66 | 4-15 | 12-21 | 15-37-52 | 18 | 72 | 16 | 14 | 1 | 8 | 200 |

TOTAL FG%: 42.4% 3-Pt. FG%: 26.7% Free Throw%: 57.1%

| Score by Periods | 1st | 2nd | Total |
|------------------|-----|-----|-------|
| VMI | 23 | 26 | 49 |
| Coastal Carolina | 27 | 45 | 72 |

GAME 14

VMI 82 (7-7, 2-0 BSC), Liberty (4-12, 0-2 BSC)

Lexington, Va. ● Jan. 9, 2013

Attendance: 1,068</

2013-14 VMI Basketball Fact Book

GAME 19

Gardner-Webb 63 (11-10, 3-4 BSC), VMI 49 (9-10, 4-3 BSC)

Lexington, Va. • Jan. 26, 2013

Attendance: 3,320

| | 3-pt | | | o-d-tot | pf | tp | a | to | blk | s | min |
|---------------|---------------|---------------|---------------|-----------------|-----------|-----------|-----------|-----------|------------|-----------|------------|
| | fg-fga | fg-fga | ft-fta | | | | | | | | |
| GWU | fg-fga | fg-fga | ft-fta | o-d-tot | pf | tp | a | to | blk | s | min |
| HARPER | 4-6 | 0-0 | 2-2 | 3-3-6 | 1 | 10 | 3 | 3 | 1 | 0 | 26 |
| HARTLEY | 3-6 | 2-4 | 2-2 | 2-11-13 | 1 | 10 | 1 | 3 | 0 | 0 | 34 |
| HILL | 2-2 | 0-0 | 1-3 | 0-0-0 | 3 | 5 | 0 | 2 | 0 | 1 | 13 |
| STRANGE | 4-5 | 1-1 | 0-0 | 0-1-1 | 0 | 9 | 2 | 1 | 0 | 1 | 30 |
| NEWSOME | 5-13 | 0-1 | 3-5 | 2-2-4 | 0 | 13 | 4 | 0 | 0 | 1 | 31 |
| BRANCH | 1-2 | 0-0 | 0-0 | 0-3-3 | 2 | 2 | 1 | 1 | 0 | 2 | 12 |
| LANDIS | 0-5 | 0-0 | 0-0 | 0-0-0 | 1 | 0 | 0 | 0 | 0 | 3 | 19 |
| IVEY | 1-3 | 0-2 | 0-0 | 0-0-0 | 0 | 2 | 1 | 1 | 0 | 1 | 8 |
| DAVIS | 1-5 | 0-1 | 2-2 | 1-1-2 | 0 | 4 | 0 | 0 | 0 | 1 | 10 |
| HENSLEY | 1-1 | 0-0 | 0-0 | 0-0-0 | 0 | 2 | 0 | 0 | 0 | 0 | 3 |
| BYRON | 3-3 | 0-0 | 0-2 | 1-2-3 | 2 | 6 | 0 | 1 | 1 | 0 | 14 |
| TEAM | | | | 2-4-6 | | | | | | | |
| Totals | 25-51 | 3-11 | 10-16 | 11-27-38 | 10 | 63 | 12 | 12 | 2 | 10 | 200 |

TOTAL FG%: 49.0% 3-Pt. FG%: 27.3% F Throw %: 62.5%

| | 3-pt | | | o-d-tot | pf | tp | a | to | blk | s | min |
|---------------|---------------|---------------|---------------|----------------|-----------|-----------|-----------|-----------|------------|----------|------------|
| | fg-fga | fg-fga | ft-fta | | | | | | | | |
| VMI | fg-fga | fg-fga | ft-fta | o-d-tot | pf | tp | a | to | blk | s | min |
| OKOYE | 6-18 | 2-8 | 0-0 | 3-2-5 | 2 | 14 | 2 | 2 | 0 | 1 | 34 |
| COVINGTON | 5-6 | 0-0 | 1-2 | 1-9-10 | 1 | 11 | 1 | 3 | 2 | 0 | 34 |
| GORE | 0-1 | 0-1 | 0-2 | 0-0-0 | 2 | 0 | 1 | 2 | 0 | 0 | 16 |
| GLASGOW | 4-8 | 2-4 | 0-0 | 0-2-2 | 3 | 10 | 3 | 2 | 0 | 1 | 31 |
| BROWN | 0-6 | 0-5 | 0-0 | 2-0-2 | 1 | 0 | 1 | 1 | 0 | 0 | 26 |
| CARR | 0-0 | 0-0 | 0-0 | 0-0-0 | 2 | 0 | 2 | 3 | 0 | 0 | 14 |
| ALBRITTON | 0-3 | 0-2 | 0-0 | 0-3-3 | 0 | 3 | 1 | 0 | 1 | 1 | 15 |
| ANGLADE | 0-0 | 0-0 | 0-0 | 0-1-1 | 1 | 0 | 0 | 0 | 0 | 0 | 4 |
| WATSON | 0-0 | 0-0 | 0-0 | 0-0-0 | 0 | 0 | 0 | 0 | 0 | 0 | 1 |
| MARSHALL | 5-11 | 4-10 | 0-0 | 1-0-1 | 3 | 14 | 0 | 1 | 0 | 0 | 25 |
| TEAM | | | | 1-0-1 | | | | | | | |
| Totals | 20-53 | 8-30 | 1-4 | 8-17-25 | 15 | 49 | 13 | 15 | 2 | 3 | 200 |

TOTAL FG%: 37.7% 3-Pt. FG%: 26.7% F Throw %: 25.0%

| Score by Periods | 1st | 2nd | Total |
|------------------|-----|-----|-------|
| Gardner-Webb | 34 | 29 | 63 |
| VMI | 26 | 23 | 49 |

GAME 20

VMI 70 (10-10, 5-3 BSC), Radford 69 (10-12, 4-4 BSC)

Radford, Va. • Jan. 30, 2013

Attendance: 1,522

| | 3-pt | | | o-d-tot | pf | tp | a | to | blk | s | min |
|---------------|---------------|---------------|---------------|-----------------|-----------|-----------|----------|-----------|------------|----------|------------|
| | fg-fga | fg-fga | ft-fta | | | | | | | | |
| VMI | fg-fga | fg-fga | ft-fta | o-d-tot | pf | tp | a | to | blk | s | min |
| GLASGOW | 4-10 | 4-5 | 3-3 | 1-1-2 | 2 | 15 | 3 | 1 | 0 | 2 | 27 |
| BROWN | 0-1 | 0-0 | 0-0 | 0-1-1 | 1 | 0 | 1 | 1 | 0 | 1 | 17 |
| OKOYE | 10-23 | 1-5 | 2-5 | 3-12-15 | 4 | 23 | 1 | 4 | 1 | 0 | 32 |
| COVINGTON | 2-7 | 0-0 | 2-4 | 4-9-13 | 4 | 6 | 2 | 4 | 4 | 1 | 37 |
| ANGLADE | 3-4 | 0-0 | 0-0 | 2-2-4 | 2 | 6 | 0 | 2 | 2 | 1 | 29 |
| STEPHENSON0 | 0-0 | 0-0 | 0-0 | 0-1-1 | 0 | 0 | 0 | 1 | 0 | 0 | 3 |
| CARR | 2-3 | 0-1 | 2-2 | 3-3-6 | 3 | 6 | 0 | 1 | 0 | 0 | 14 |
| GORE | 1-5 | 0-1 | 2-4 | 1-2-3 | 4 | 4 | 1 | 3 | 0 | 0 | 21 |
| MARSHALL | 3-9 | 2-7 | 2-2 | 0-2-2 | 4 | 10 | 0 | 3 | 0 | 0 | 20 |
| TEAM | | | | 4-2-6 | | | | | | | |
| Totals | 25-62 | 7-19 | 13-20 | 18-35-53 | 24 | 70 | 8 | 20 | 7 | 5 | 200 |

TOTAL FG%: 40.3% 3-Pt. FG%: 36.8% Free Throw%: 65.0%

| | 3-pt | | | o-d-tot | pf | tp | a | to | blk | s | min |
|---------------|---------------|---------------|---------------|-----------------|-----------|-----------|-----------|-----------|------------|----------|------------|
| | fg-fga | fg-fga | ft-fta | | | | | | | | |
| RU | fg-fga | fg-fga | ft-fta | o-d-tot | pf | tp | a | to | blk | s | min |
| GREEN | 2-10 | 0-0 | 5-8 | 3-7-10 | 3 | 9 | 5 | 0 | 0 | 2 | 31 |
| PRICE | 9-16 | 6-11 | 2-4 | 0-0-0 | 2 | 26 | 2 | 2 | 0 | 1 | 34 |
| SMITH | 4-12 | 2-5 | 4-10 | 1-5-6 | 0 | 14 | 2 | 0 | 0 | 2 | 31 |
| NOREEN | 1-4 | 0-2 | 0-2 | 4-3-7 | 3 | 2 | 1 | 1 | 0 | 1 | 26 |
| HOLCOMB | 0-4 | 0-0 | 0-0 | 2-1-3 | 2 | 0 | 0 | 1 | 2 | 1 | 17 |
| BROWN | 0-1 | 0-0 | 0-0 | 0-0-0 | 1 | 0 | 0 | 1 | 0 | 0 | 3 |
| OWENS | 0-2 | 0-0 | 0-0 | 0-0-0 | 1 | 0 | 0 | 1 | 0 | 0 | 3 |
| DAVIS | 4-10 | 1-5 | 4-4 | 0-2-2 | 1 | 13 | 1 | 3 | 0 | 1 | 24 |
| DYER | 1-3 | 0-0 | 1-3 | 2-1-3 | 3 | 3 | 0 | 1 | 0 | 0 | 14 |
| CARETHERS | 0-3 | 0-0 | 2-2 | 1-3-4 | 1 | 2 | 0 | 0 | 1 | 1 | 13 |
| WELLS | 0-0 | 0-0 | 0-0 | 1-1-2 | 0 | 0 | 0 | 0 | 0 | 0 | 4 |
| TEAM | | | | 3-2-5 | | | | | | | |
| Totals | 21-64 | 9-23 | 18-33 | 17-25-42 | 17 | 69 | 11 | 10 | 3 | 9 | 200 |

TOTAL FG%: 32.8% 3-Pt. FG%: 39.1% Free Throw%: 54.5%

| Score by Periods | 1st | 2nd | Total |
|------------------|-----|-----|-------|
| VMI | 26 | 44 | 70 |
| Radford | 26 | 43 | 69 |

GAME 21

VMI 93 (11-10, 6-3 BSC), Longwood 60 (3-21, 0-10 BSC)
Farmville Va. • Feb. 6, 2013

Attendance: 1,536

| | 3-pt | | | o-d-tot | pf | tp | a | to | blk | s | min |
|---------------|---------------|---------------|---------------|-----------------|-----------|-----------|-----------|-----------|------------|----------|------------|
| | fg-fga | fg-fga | ft-fta | | | | | | | | |
| VMI | fg-fga | fg-fga | ft-fta | o-d-tot | pf | tp | a | to | blk | s | min |
| GLASGOW | 2-5 | 1-3 | 0-0 | 0-1-1 | 1 | 5 | 11 | 2 | 0 | 1 | 29 |
| BROWN | 4-7 | 4-7 | 3-3 | 0-1-1 | 1 | 15 | 0 | 1 | 0 | 0 | 23 |
| OKOYE | 12-20 | 3-6 | 0-1 | 2-5-7 | 2 | 27 | 3 | 3 | 0 | 1 | 30 |
| COVINGTON | 11-13 | 0-0 | 3-5 | 3-5-8 | 2 | 25 | 0 | 1 | 5 | 1 | 33 |
| ANGLADE | 3-3 | 0-0 | 0-0 | 1-6-7 | 2 | 6 | 1 | 0 | 0 | 1 | 25 |
| BURTON | 0-2 | 0-2 | 0-0 | 1-0-1 | 1 | 0 | 0 | 0 | 0 | 0 | 3 |
| ABSHER | 0-0 | 0-0 | 0-0 | 0-1-0 | 0 | 0 | 1 | 0 | 0 | 0 | 3 |
| STEPHENSON1-2 | 1-1 | 0-0 | 0-0 | 0-2-2 | 0 | 3 | 0 | 0 | 0 | 0 | 3 |
| CARR | 0-1 | 0-0 | 0-0 | 0-1-1 | 0 | 0 | 1 | 2 | 0 | 2 | 15 |
| GORE | 0-2 | 0-1 | 0-0 | 2-2-4 | 3 | 0 | 2 | 0 | 0 | 0 | 15 |
| WATSON | 3-3 | 0-0 | 0-0 | 3-0-3 | 1 | 6 | 0 | 2 | 0 | 0 | 5 |
| MARSHALL | 2-8 | 2-6 | 0-0 | 0-1-1 | 2 | 6 | 1 | 2 | 0 | 1 | 16 |
| TEAM | | | | 1-1-2 | | | | | | | |
| Totals | 38-66 | 11-26 | 6-9 | 13-26-39 | 15 | 93 | 20 | 13 | 5 | 7 | 200 |

TOTAL FG%: 57.6% 3-Pt. FG%: 42.3% Free Throw%: 66.7%

| | 3-pt | | | o-d-tot | pf | tp | a | to | blk | s | min |
|---------------|---------------|---------------|---------------|-----------------|-----------|-----------|-----------|-----------|------------|------------|------------|
| | fg-fga | fg-fga | ft-fta | | | | | | | | |
| LW | fg-fga | fg-fga | ft-fta | o-d-tot | pf | tp | a | to | blk | s | min |
| WOODHOUSE1-5 | 1-3 | 2-2 | 0-2-2 | 0 | 5 | 6 | 4 | 0 | 1 | 34 | |
| CAREY | 4-11 | 3-5 | 2-2 | 1-2-3 | 2 | 13 | 1 | 1 | 0 | 3 | 30 |
| ROBINSON | 4-6 | 2-3 | 2-2 | 0-0-0 | 1 | 12 | 3 | 2 | 0 | 1 | 23 |
| KESSENS | 5-13 | 0-0 | 1-1 | 4-5-9 | 2 | 11 | 0 | 2 | 1 | 1 | 31 |
| DUBLIN | 3-11 | 0-0 | 0-0 | 0-5-5 | 1 | 6 | 1 | 3 | 0 | 0 | 23 |
| TAYLOR | 0-2 | 0-1 | 2-2 | 0-0-0 | 2 | 0 | 0 | 0 | 0 | 0 | 3 |
| SHOCKLEY | 0-0 | 0-0 | 0-0 | 0-1-0 | 0 | 0 | 1 | 0 | 0 | 0 | 3 |
| ZIEGLER | 2-5 | 0-0 | 2-2 | 1-0-1 | 1 | 6 | 0 | 2 | 0 | 0 | 26 |
| PARKER | 1-2 | 1-2 | 0-0 | 0-0-0 | 0 | 3 | 1 | 0 | 0 | 0 | 10 |
| STAINE | 0-1 | 0-0 | 0-0 | 1-0-1 | 0 | 0 | 0 | 0 | 0 | 0 | 3 |
| HAVENSTEIN1-2 | 0-0 | 0-0 | 0-0 | 1-1-2 | 1 | 2 | 0 | 2 | 0 | 0 | 14 |
| TEAM | | | | 3-1-4 | | | | | | | |
| Totals | 21-58 | 7-14 | 11-11 | 11-17-28 | 8 | 60 | 13 | 16 | 16 | 200 | |

TOTAL FG%: 36.2% 3-Pt. FG%: 50.0% Free Throw%: 100.0%

| Score by Periods | 1st | 2nd | Total |
|------------------|-----|-----|-------|
| VMI | 40 | 53 | 93 |
| Longwood | 26 | 34 | 60 |

GAME 22

UNC Asheville 90 (15-10, 9-2 BSC), VMI 79 (11-11, 6-4 BSC)
Lexington, Va. • Feb. 8, 2013

Attendance: 4,117

| | 3-pt | | | o-d-tot | pf | tp | a | to | blk | s | min |
|-------------|---------------|---------------|---------------|----------------|-----------|-----------|----------|-----------|------------|----------|------------|
| | fg-fga | fg-fga | ft-fta | | | | | | | | |
| UNCA | fg-fga | fg-fga | ft-fta | o-d-tot | pf | tp | a | to | blk | s | min |
| ATKINSON | 7-14 | 2-4 | 8-8</ | | | | | | | | |

GAME 25

High Point 78 (16-10, 11-3 BSC), VMI 67 (11-14, 6-7 BSC)
 Lexington, Va. • Feb. 19, 2013
 Attendance: 962

| HPU | 3-pt | | | o-d-tot | pf | tp | a | to | blk | s | min |
|-------------------|--------------|-------------------|--------------|-------------------|--------------|-----------|-----------|-----------|----------|----------|------------|
| | fg-fga | fg-fga | ft-fta | | | | | | | | |
| BROWN | 10-16 | 0-0 | 1-1 | 2-7-9 | 4 | 21 | 0 | 0 | 1 | 1 | 31 |
| CHANEY | 2-3 | 0-0 | 4-4 | 1-3-4 | 3 | 8 | 2 | 1 | 1 | 0 | 28 |
| McGAUGHY | 4-8 | 3-6 | 1-2 | 1-2-3 | 0 | 12 | 2 | 1 | 0 | 2 | 26 |
| EDWARDS | 3-9 | 2-4 | 0-1 | 1-2-3 | 2 | 8 | 10 | 4 | 0 | 1 | 30 |
| WEARY | 3-7 | 2-4 | 3-4 | 1-1-2 | 2 | 11 | 2 | 4 | 0 | 1 | 25 |
| WALLACE | 1-4 | 1-3 | 0-0 | 0-2-2 | 1 | 3 | 4 | 1 | 0 | 1 | 15 |
| CUGINI | 2-3 | 2-2 | 1-2 | 2-0-2 | 0 | 7 | 0 | 1 | 1 | 0 | 9 |
| LAW | 2-2 | 0-0 | 0-2 | 1-1-2 | 0 | 4 | 0 | 0 | 1 | 0 | 9 |
| SIMMS | 0-1 | 0-0 | 2-2 | 0-2-2 | 1 | 2 | 2 | 1 | 0 | 1 | 15 |
| MIKULIC | 0-2 | 0-2 | 2-2 | 1-1-2 | 3 | 2 | 1 | 1 | 0 | 0 | 12 |
| TEAM | | | | 1-2-3 | | | | | | | |
| Totals | 27-55 | 10-21 | 14-20 | 11-23-34 | 16 | 78 | 23 | 14 | 4 | 7 | 200 |
| TOTAL FG%: | 49.1% | 3-Pt. FG%: | 47.6% | F Throw %: | 70.0% | | | | | | |

| VMI | 3-pt | | | o-d-tot | pf | tp | a | to | blk | s | min |
|-------------------|--------------|-------------------|--------------|-------------------|--------------|-----------|-----------|-----------|----------|----------|------------|
| | fg-fga | fg-fga | ft-fta | | | | | | | | |
| OKOYE | 9-17 | 2-5 | 2-6 | 3-3-6 | 1 | 22 | 2 | 2 | 0 | 4 | 37 |
| COVINGTON8-13 | 0-0 | 2-3 | 5-3-8 | 4 | 18 | 1 | 1 | 2 | 2 | 31 | |
| GORE | 2-5 | 0-1 | 2-4 | 2-3-5 | 2 | 6 | 1 | 3 | 0 | 1 | 26 |
| BROWN | 3-10 | 3-9 | 2-2 | 0-1-1 | 1 | 11 | 0 | 1 | 0 | 0 | 29 |
| CARR | 2-6 | 0-1 | 0-0 | 1-5-6 | 5 | 4 | 7 | 3 | 0 | 0 | 33 |
| STEPHENSON0-1 | 0-0 | 0-0 | 0-0-0 | 0 | 0 | 1 | 0 | 0 | 0 | 4 | 4 |
| ALBRITTON | 1-4 | 1-4 | 0-0 | 1-1-2 | 4 | 3 | 0 | 0 | 0 | 0 | 12 |
| ANGLADE | 0-0 | 0-0 | 0-0 | 0-1-1 | 0 | 0 | 0 | 0 | 1 | 1 | 13 |
| WATSON | 0-0 | 0-0 | 0-0-0 | 0 | 0 | 0 | 1 | 0 | 0 | 0 | 2 |
| MARSHALL | 1-7 | 1-5 | 0-0 | 2-1-3 | 1 | 3 | 0 | 1 | 0 | 0 | 13 |
| TEAM | | | | 1-2-3 | | | | | | | |
| Totals | 26-63 | 7-25 | 8-15 | 15-20-35 | 18 | 67 | 12 | 12 | 3 | 8 | 200 |
| TOTAL FG%: | 41.3% | 3-Pt. FG%: | 28.0% | F Throw %: | 53.3% | | | | | | |

| Score by Periods | 1st | 2nd | Total |
|------------------|-----|-----|-------|
| High Point | 26 | 52 | 78 |
| VMI | 28 | 39 | 67 |

GAME 26

Charleston Southern 92 (16-9, 11-3 BSC), VMI 69 (11-15, 6-8 BSC)
 North Charleston, S.C. • Feb. 21, 2013
 Attendance: 871

| VMI | 3-pt | | | o-d-tot | pf | tp | a | to | blk | s | min |
|-------------------|--------------|-------------------|--------------|---------------------|--------------|-----------|-----------|-----------|----------|----------|------------|
| | fg-fga | fg-fga | ft-fta | | | | | | | | |
| OKOYE | 5-15 | 3-9 | 1-2 | 0-6-6 | 1 | 14 | 3 | 1 | 0 | 0 | 31 |
| GORE | 0-3 | 0-2 | 0-0 | 2-1-3 | 2 | 0 | 1 | 0 | 1 | 0 | 25 |
| COVINGTON7-13 | 0-0 | 2-3 | 3-2-5 | 2 | 16 | 1 | 4 | 3 | 1 | 28 | |
| BROWN | 6-14 | 3-9 | 0-0 | 4-1-5 | 2 | 15 | 1 | 0 | 0 | 1 | 37 |
| CARR | 1-3 | 0-2 | 2-2 | 0-1-1 | 1 | 4 | 3 | 1 | 0 | 3 | 26 |
| BURTON | 0-0 | 0-0 | 0-0-0 | 0 | 0 | 1 | 0 | 0 | 1 | 2 | 2 |
| ABSHER | 0-0 | 0-0 | 0-0-0 | 0 | 0 | 0 | 1 | 0 | 0 | 0 | 2 |
| STEPHENSON0-1 | 0-1 | 0-0 | 0-0-0 | 1 | 0 | 2 | 2 | 0 | 1 | 11 | |
| ALBRITTON | 1-4 | 1-4 | 0-0 | 1-0-1 | 1 | 3 | 1 | 0 | 0 | 0 | 8 |
| ANGLADE | 0-1 | 0-0 | 0-0 | 0-0-0 | 0 | 0 | 0 | 0 | 0 | 0 | 4 |
| WATSON | 1-2 | 0-0 | 0-0 | 1-0-1 | 0 | 2 | 0 | 1 | 0 | 0 | 6 |
| MARSHALL | 5-10 | 4-8 | 1-1 | 0-1-1 | 2 | 15 | 2 | 0 | 0 | 0 | 20 |
| TEAM | | | | 2-2-4 | | | | | | | |
| Totals | 26-66 | 11-35 | 6-8 | 13-14-27 | 12 | 69 | 15 | 10 | 4 | 7 | 200 |
| TOTAL FG%: | 39.4% | 3-Pt. FG%: | 31.4% | Free Throw%: | 75.0% | | | | | | |

| CSU | 3-pt | | | o-d-tot | pf | tp | a | to | blk | s | min |
|-------------------|--------------|-------------------|--------------|---------------------|--------------|-----------|-----------|-----------|----------|----------|------------|
| | fg-fga | fg-fga | ft-fta | | | | | | | | |
| MUO | 8-10 | 7-8 | 0-0 | 1-3-4 | 0 | 23 | 2 | 2 | 0 | 1 | 37 |
| FULLAH | 2-2 | 0-0 | 0-0 | 1-3-4 | 3 | 4 | 1 | 0 | 0 | 1 | 11 |
| HARPER | 8-10 | 3-3 | 2-2 | 2-4-6 | 3 | 21 | 4 | 3 | 0 | 1 | 25 |
| STRICKLAND | 4-12 | 1-7 | 2-4 | 1-5-6 | 2 | 11 | 2 | 3 | 0 | 1 | 31 |
| SEXTON | 7-11 | 1-2 | 4-6 | 2-3-5 | 0 | 19 | 7 | 2 | 0 | 0 | 34 |
| BERNARD | 2-2 | 1-1 | 0-1 | 0-0-0 | 0 | 5 | 0 | 2 | 0 | 1 | 10 |
| KENNEDY | 0-1 | 0-1 | 0-2 | 0-2-2 | 1 | 0 | 0 | 0 | 0 | 0 | 4 |
| DETER | 0-2 | 0-2 | 0-0 | 0-0-0 | 0 | 0 | 0 | 0 | 0 | 0 | 2 |
| WILLIAMS | 0-0 | 0-0 | 0-0 | 0-0-0 | 0 | 0 | 0 | 1 | 1 | 1 | 2 |
| GOMBWER | 2-4 | 1-1 | 0-0 | 3-3-6 | 2 | 5 | 0 | 2 | 0 | 0 | 19 |
| BOWEN | 2-5 | 0-0 | 0-0 | 2-3-5 | 0 | 4 | 0 | 2 | 2 | 0 | 21 |
| ODOM | 0-0 | 0-0 | 0-0 | 0-0-0 | 0 | 0 | 0 | 0 | 0 | 0 | 2 |
| DORLEUS | 0-0 | 0-0 | 0-0 | 0-0-0 | 0 | 0 | 0 | 0 | 0 | 0 | 2 |
| TEAM | | | | 4-3-7 | | | | | | | |
| Totals | 35-59 | 14-25 | 8-15 | 16-29-45 | 11 | 92 | 16 | 17 | 3 | 6 | 200 |
| TOTAL FG%: | 59.3% | 3-Pt. FG%: | 56.0% | Free Throw%: | 53.3% | | | | | | |

| Score by Periods | 1st | 2nd | Total |
|---------------------|-----|-----|-------|
| VMI | 40 | 29 | 69 |
| Charleston Southern | 50 | 42 | 92 |

GAME 27

SEARS BracketBusters
 Marist 112 (8-20), VMI 74 (11-16)
 Poughkeepsie, N.Y. • Feb. 23, 2013
 Attendance: 1,254

| VMI | 3-pt | | | o-d-tot | pf | tp | a | to | blk | s | min |
|-------------------|--------------|-------------------|--------------|---------------------|--------------|-----------|-----------|-----------|----------|----------|------------|
| | fg-fga | fg-fga | ft-fta | | | | | | | | |
| OKOYE | 5-12 | 1-4 | 3-5 | 0-6-6 | 1 | 14 | 3 | 3 | 0 | 2 | 25 |
| GORE | 2-5 | 2-4 | 0-2 | 0-0-0 | 3 | 6 | 2 | 1 | 0 | 0 | 21 |
| COVINGTON8-13 | 1-4 | 1-2 | 0-4-4 | 3 | 18 | 0 | 2 | 2 | 1 | 20 | |
| CARR | 2-5 | 0-1 | 1-1 | 0-0-0 | 5 | 5 | 7 | 1 | 0 | 2 | 17 |
| MARSHALL | 2-9 | 1-6 | 0-0 | 3-1-4 | 2 | 5 | 0 | 1 | 0 | 0 | 18 |
| BROWN | 0-2 | 0-2 | 0-0 | 0-1-1 | 0 | 0 | 0 | 1 | 0 | 1 | 7 |
| BURTON | 1-2 | 1-2 | 1-2 | 2-0-2 | 3 | 4 | 0 | 1 | 0 | 0 | 15 |
| ABSHER | 1-4 | 1-4 | 0-0 | 0-0-0 | 0 | 3 | 0 | 1 | 0 | 0 | 8 |
| STEPHENSON1-6 | 0-1 | 2-2 | 0-1-1 | 1 | 4 | 2 | 1 | 0 | 1 | 22 | |
| ALBRITTON | 4-13 | 3-11 | 0-0 | 0-0-0 | 1 | 11 | 1 | 1 | 0 | 0 | 19 |
| ANGLADE | 2-6 | 0-0 | 0-0 | 1-4-5 | 1 | 4 | 0 | 1 | 1 | 0 | 22 |
| WATSON | 0-0 | 0-0 | 0-0 | 1-1-2 | 1 | 0 | 1 | 0 | 0 | 0 | 6 |
| TEAM | | | | 5-3-8 | | | | | | | |
| Totals | 28-77 | 10-39 | 8-14 | 12-21-33 | 21 | 74 | 16 | 14 | 3 | 7 | 200 |
| TOTAL FG%: | 36.4% | 3-Pt. FG%: | 25.6% | Free Throw%: | 57.1% | | | | | | |

| MC | 3-pt | | | o-d-tot | pf | tp | a | to | blk | s | min |
|-------------------|--------------|-------------------|--------------|---------------------|--------------|------------|-----------|-----------|----------|----------|------------|
| | fg-fga | fg-fga | ft-fta | | | | | | | | |
| BOWIE | 3-7 | 2-5 | 0-0 | 0-5-5 | 0 | 8 | 2 | 0 | 1 | 0 | 26 |
| LEWIS | 12-17 | 1-2 | 5-6 | 1-15-16 | 2 | 30 | 6 | 3 | 1 | 5 | 34 |
| KEMP | 6-7 | 0-0 | 1-2 | 1-3-4 | 4 | 13 | 1 | 2 | 2 | 0 | 20 |
| MORTON | 4-10 | 0-4 | 3-4 | 1-2-3 | 2 | 11 | 13 | 3 | 0 | 2 | 33 |
| CURRY | 5-6 | 4-4 | 2-2 | 0-3-3 | 1 | 16 | 3 | 3 | 0 | 0 | 22 |
| PRICE | 7-8 | 2-3 | 4-5 | 0-0-0 | 0 | 20 | 0 | 3 | 0 | 0 | 19 |
| MARTIN | 1-1 | 1-1 | 0-0 | 0-1-1 | 0 | 3 | 1 | 0 | 0 | 0 | 2 |
| ALEXIS | 0-0 | 0-0 | 0-2 | 0-0-0 | 0 | 0 | 0 | 0 | 0 | 0 | 2 |
| WHITFIELD | 0-1 | 0-0 | 0-0 | 0-0-0 | 0 | 1 | 0 | 0 | 0 | 0 | 2 |
| THOMAS | 0-1 | 0-0 | 0-0 | 0-1-1 | 1 | 0 | 0 | 1 | 0 | 0 | 8 |
| RAMSEY | 1-1 | 1-1 | 0-0 | 0-0-0 | 0 | 3 | 0 | 0 | 0 | 0 | 2 |
| PRINSLOO | 2-3 | 1-1 | 1-2 | 0-4-4 | 3 | 6 | 0 | 1 | 1 | 1 | 12 |
| LAWRENCE | 0-1 | 0-0 | 2-2 | 1-1-2 | 1 | 2 | 0 | 1 | 1 | 0 | 9 |
| TRUOG | 0-1 | 0-0 | 0-2 | 1-2-3 | 0 | 0 | 0 | 0 | 0 | 1 | 9 |
| TEAM | | | | 3-2-5 | | | | | | | |
| Totals | 41-64 | 12-21 | 18-27 | 8-39-47 | 14 | 112 | 27 | 17 | 6 | 9 | 200 |
| TOTAL FG%: | 64.1% | 3-Pt. FG%: | 57.1% | Free Throw%: | 66.7% | | | | | | |

| Score by Periods | 1st | 2nd | Total |
|------------------|-----|-----|-------|
| VMI | 37 | 37 | 74 |
| Marist | 56 | 56 | 112 |

GAME 28

VMI 83 (12-16, 7-8 BSC), Liberty 66 (10-20, 5-10 BSC)
 Lynchburg, Va. • Feb. 26, 2013
 Attendance: 2,198

| VMI | 3-pt | | | o-d-tot | pf | tp | a | to | blk | s | min |
|-------------------|--------------|-------------------|--------------|---------------------|--------------|-----------|-----------|-----------|----------|----------|------------|
| | fg-fga | fg-fga | ft-fta | | | | | | | | |
| OKOYE | 11-18 | 6-9 | 4-6 | 4-7-11 | 3 | 32 | 1 | 3 | 0 | 1 | 38 |
| COVINGTON4-10 | 0-1 | 1-1 | 3-4-7 | 2 | 9 | 0 | 2 | 7 | 2 | 33 | |
| GORE | 1-4 | 0-1 | 1-2 | 1-7-8 | 2 | 3 | 6 | 1 | 0 | 1 | 31 |
| GLASGOW | 6-14 | 4-9 | 2-2 | 0-3-3 | 2 | 18 | 6 | 1 | 0 | 1 | 37 |
| BROWN | 4-9 | 2-7 | 0-0 | 1-0-1 | 2 | 10 | 3 | 0 | 0 | 0 | 15 |
| BURTON | 0-1 | 0-1 | 0-0 | 1-0-1 | 0 | 0 | 0 | 0 | 0 | 0 | 1 |
| ABSHER | 0-0 | 0-0 | 0-0 | 0-0-0 | 0 | 0 | 0 | 0 | 0 | 0 | 1 |
| STEPHENSON0-0 | 0-0 | 0-0 | 0-0-0 | 0 | 0 | 0 | 0 | 0 | 0 | 0 | 1 |
| CARR | 2-3 | 0-1 | 0-0 | 1-4-5 | 3 | 4 | 3 | 1 | 0 | 0 | 25 |
| ALBRITTON | 0-2 | 0-2 | 0-0 | 2-0-2 | 0 | 0 | 0 | 1 | 0 | 0 | 2 |
| ANGLADE | 0-1 | 0-0 | 0-0 | 1-4-5 | 3 | 0 | 0 | 1 | 0 | 0 | 7 |
| MARSHALL | 3-6 | 1-3 | 0-0 | 0-0-0 | 2 | 7 | 0 | 0 | 0 | 1 | 9 |
| TEAM | | | | 3-0-3 | | | | | | | |
| Totals | 31-68 | 13-34 | 8-11 | 17-29-46 | 19 | 83 | 19 | 10 | 7 | 6 | 200 |
| TOTAL FG%: | 45.6% | 3-Pt. FG%: | 38.2% | Free Throw%: | 72.7% | | | | | | |

| LU | 3-pt | | | o-d-tot | pf | tp | a | to | blk | s | min |
|----------|--------|--------|--------|---------|----|----|---|----|-----|---|-----|
| | fg-fga | fg-fga | ft-fta | | | | | | | | |
| SMITH | 4-9 | 0-0 | 1-2 | 2-6-8 | 1 | 9 | 1 | 0 | 0 | 0 | 21 |
| CORONADO | 3-8 | 0-0 | 1-2 | 5-3-8 | 1 | 7 | 0 | 0 | 1 | | |

YEAR-BY-YEAR RECORDS

| Year | Overall Record | Conference Record | Home Record | Away Record | Neutral | Points For | Points Against | Head Coach | Postseason |
|---------|----------------|-------------------|-------------|-------------|---------|------------|----------------|----------------|---|
| 1908-09 | 3-3 | - | 3-2 | 0-1 | - | 135 | 116 | Pete Krebs | - |
| 1909-10 | 2-5 | - | 2-3 | 0-2 | - | 146 | 226 | F.J. Pratt | - |
| 1910-11 | 3-5 | - | 2-4 | 1-1 | - | 140 | 222 | J. Mitchell | - |
| 1911-12 | 6-5 | - | 5-4 | 1-1 | - | 280 | 238 | Alpha Brummage | - |
| 1912-13 | 8-4 | - | 6-1 | 2-3 | - | 340 | 224 | Alpha Brummage | - |
| 1913-14 | 6-6 | - | 5-3 | 1-0 | 0-3 | 311 | 251 | W.C. Raferty | - |
| 1914-15 | 8-2 | - | 8-0 | 0-0 | 0-2 | 269 | 189 | F.H. Gaoton | - |
| 1915-16 | 9-3 | - | 8-2 | 1-1 | - | 440 | 269 | F.H. Gaoton | - |
| 1916-17 | 9-5 | - | 9-2 | 0-3 | - | 465 | 349 | F.H. Gaoton | - |
| 1917-18 | 6-6 | - | 5-4 | 0-2 | 1-0 | 402 | 310 | E.C. Abell | - |
| 1918-19 | 8-6 | - | 7-3 | 1-2 | 0-1 | 515 | 316 | E.C. Abell | - |
| 1919-20 | 11-1 | - | 8-0 | 1-1 | 2-0 | 481 | 188 | Pinky Spruhan | - |
| 1920-21 | 16-1 | - | 12-0 | 1-1 | 3-0 | 749 | 305 | Pinky Spruhan | - |
| 1921-22 | 11-7 | - | 10-2 | 1-4 | 0-1 | 549 | 439 | Pinky Spruhan | - |
| 1922-23 | 8-6 | - | 5-4 | 3-0 | 0-2 | 295 | 247 | W.C. Raferty | - |
| 1923-24 | 9-5 | - | 7-3 | 1-1 | 1-1 | 329 | 293 | W.C. Raferty | First Round SoCon Tournament |
| 1924-25 | 6-5 | - | 5-2 | 1-2 | 0-1 | 248 | 239 | W.C. Raferty | First Round SoCon Tournament |
| 1925-26 | 7-8 | 3-5 | 5-5 | 2-2 | 0-1 | 395 | 367 | W.C. Raferty | First Round SoCon Tournament |
| 1926-27 | 3-12 | 0-7 | 3-8 | 0-3 | 0-1 | 354 | 422 | W.C. Raferty | First Round SoCon Tournament |
| 1927-28 | 7-6 | 5-5 | 6-4 | 1-1 | 0-1 | 417 | 370 | W.C. Raferty | First Round SoCon Tournament |
| 1928-29 | 6-7 | 1-7 | 6-3 | 0-4 | - | 392 | 378 | W.C. Raferty | - |
| 1929-30 | 4-10 | 2-6 | 4-6 | 0-4 | - | 386 | 444 | W.C. Raferty | First Round SoCon Tournament |
| 1930-31 | 4-12 | 2-8 | 4-6 | 0-6 | - | 408 | 497 | W.C. Raferty | - |
| 1931-32 | 0-14 | 0-9 | 0-8 | 0-6 | - | 289 | 458 | W.C. Raferty | - |
| 1932-33 | 4-11 | 2-8 | 4-5 | 0-6 | - | 362 | 496 | W.C. Raferty | - |
| 1933-34 | 4-10 | 3-6 | 3-4 | 1-6 | - | 335 | 452 | W.C. Raferty | First Round SoCon Tournament |
| 1934-35 | 3-14 | 2-9 | 2-7 | 1-7 | - | 448 | 575 | Frank Summers | First Round SoCon Tournament |
| 1935-36 | 3-14 | 0-10 | 3-8 | 0-6 | - | 570 | 738 | Frank Summers | - |
| 1936-37 | 6-11 | 5-11 | 3-6 | 2-5 | 1-0 | 571 | 647 | Pooley Hubert | - |
| 1937-38 | 4-11 | 2-7 | 2-7 | 2-4 | - | 414 | 511 | J. Elmore | - |
| 1938-39 | 7-10 | 6-6 | 4-3 | 3-4 | 0-2 | 600 | 664 | Jimmy Walker | First Round SoCon Tournament |
| 1939-40 | 3-12 | 2-9 | 3-5 | 0-5 | 0-2 | 461 | 590 | Jimmy Walker | - |
| 1940-41 | 10-6 | 8-4 | 5-2 | 4-3 | 1-1 | 625 | 595 | Jimmy Walker | SoCon Tournament Semifinalists |
| 1941-42 | 7-11 | 5-9 | 5-4 | 2-6 | 0-1 | 711 | 727 | Jimmy Walker | - |
| 1942-43 | 8-8 | 7-5 | 4-3 | 4-4 | 0-1 | 627 | 633 | Pooley Hubert | First Round SoCon Tournament |
| 1943-44 | 0-14 | 0-5 | 0-6 | 0-7 | 0-1 | 380 | 620 | Joe Daher | - |
| 1944-45 | 2-10 | 1-4 | 2-3 | 0-6 | 0-1 | 360 | 531 | Joe Daher | - |
| 1945-46 | 1-10 | 1-6 | 1-4 | 0-6 | - | 286 | 519 | Jay McWilliams | - |
| 1946-47 | 4-15 | 1-11 | 4-8 | 0-7 | - | 934 | 1091 | Lloyd Roberts | - |
| 1947-48 | 3-17 | 1-12 | 3-7 | 0-9 | 0-1 | 941 | 1128 | Frank Summers | - |
| 1948-49 | 3-16 | 3-8 | 2-7 | 1-9 | - | 937 | 1213 | Frank Summers | - |
| 1949-50 | 4-17 | 2-11 | 2-7 | 2-10 | - | 1198 | 1477 | Bill O'Hara | - |
| 1950-51 | 3-18 | 3-11 | 2-10 | 1-8 | - | 1218 | 1471 | Bill O'Hara | - |
| 1951-52 | 3-21 | 2-13 | 1-7 | 2-14 | - | 1417 | 1795 | Bill O'Hara | - |
| 1952-53 | 5-19 | 1-14 | 3-7 | 2-12 | - | 1549 | 1852 | Chuck Noe | - |
| 1953-54 | 11-12 | 6-7 | 8-3 | 3-8 | 0-1 | 1683 | 1667 | Chuck Noe | First Round SoCon Tournament |
| 1954-55 | 8-15 | 4-9 | 6-4 | 2-10 | 0-1 | 1619 | 1821 | Chuck Noe | First Round SoCon Tournament |
| 1955-56 | 4-19 | 3-11 | 1-7 | 3-9 | 0-3 | 1579 | 1882 | Jack Null | - |
| 1956-57 | 4-22 | 1-13 | 4-7 | 0-12 | 0-3 | 1769 | 2106 | Jack Null | - |
| 1957-58 | 4-17 | 1-12 | 3-6 | 1-10 | 0-1 | 1357 | 1698 | Jack Null | - |
| 1958-59 | 5-13 | 2-11 | 3-5 | 2-8 | - | 1137 | 1311 | L.F. Miller | - |
| 1959-60 | 4-16 | 3-11 | 2-6 | 2-7 | 0-3 | 1467 | 1643 | L.F. Miller | First Round SoCon Tournament |
| 1960-61 | 5-17 | 3-11 | 3-4 | 2-9 | 0-4 | 1357 | 1698 | L.F. Miller | First Round SoCon Tournament |
| 1961-62 | 9-11 | 6-8 | 4-2 | 3-7 | 2-2 | 1469 | 1559 | L.F. Miller | SoCon Tournament Semifinalists |
| 1962-63 | 6-15 | 6-10 | 4-5 | 2-9 | 0-1 | 1552 | 1644 | L.F. Miller | First Round SoCon Tournament |
| 1963-64 | 12-12 | 7-7 | 6-2 | 3-9 | 3-1 | 1779 | 1853 | L.F. Miller | SoCon Tournament Champs; NCAA 1st Round |
| 1964-65 | 8-13 | 5-9 | 4-2 | 2-10 | 2-1 | 1560 | 1612 | Gary McPherson | First Round SoCon Tournament |
| 1965-66 | 5-18 | 5-11 | 4-3 | 1-9 | 0-6 | 1782 | 1880 | Gary McPherson | First Round SoCon Tournament |
| 1966-67 | 5-16 | 4-12 | 3-6 | 1-7 | 1-3 | 1558 | 1672 | Gary McPherson | - |
| 1967-68 | 9-12 | 8-7 | 7-2 | 2-8 | 0-2 | 1565 | 1637 | Gary McPherson | First Round SoCon Tournament |
| 1968-69 | 5-18 | 3-11 | 4-4 | 1-8 | 0-6 | 1725 | 1874 | Gary McPherson | First Round SoCon Tournament |

2013-14 VMI Basketball Fact Book

| Year | Overall Record | Conference Record | Home Record | Away Record | Neutral | Points For | Points Against | Head Coach | Postseason |
|---------|----------------|-------------------|-------------|-------------|---------|------------|----------------|-----------------|--|
| 1969-70 | 6-19 | 3-10 | 5-5 | 0-10 | 1-4 | 1605 | 1905 | Mike Schuler | First Round SoCon Tournament |
| 1970-71 | 1-25 | 1-11 | 1-10 | 0-10 | 0-5 | 1626 | 2125 | Mike Schuler | First Round SoCon Tournament |
| 1971-72 | 6-19 | 2-10 | 5-7 | 0-10 | 1-2 | 1663 | 2071 | Mike Schuler | First Round SoCon Tournament |
| 1972-73 | 7-19 | 3-9 | 6-6 | 0-11 | 1-2 | 1623 | 2123 | Bill Blair | First Round SoCon Tournament |
| 1973-74 | 6-18 | 3-9 | 5-8 | 1-7 | 0-3 | 1594 | 1685 | Bill Blair | First Round SoCon Tournament |
| 1974-75 | 13-13 | 6-6 | 9-6 | 3-4 | 1-3 | 2104 | 2061 | Bill Blair | SoCon Tournament Semifinalists |
| 1975-76 | 22-10 | 9-3 | 12-1 | 4-6 | 6-3 | 2450 | 2164 | Bill Blair | SoCon Tournament Champs; NCAA Elite 8 |
| 1976-77 | 26-4 | 8-2 | 14-0 | 3-2 | 9-3 | 2421 | 2152 | Charlie Schmaus | SoCon Tournament Champs; NCAA Sweet 16 |
| 1977-78 | 21-7 | 7-3 | 11-0 | 6-3 | 4-4 | 2247 | 2067 | Charlie Schmaus | SoCon Tournament Semifinalists |
| 1978-79 | 12-15 | 2-8 | 9-7 | 3-5 | 0-3 | 2041 | 2154 | Charlie Schmaus | First Round SoCon Tournament |
| 1979-80 | 11-16 | 6-10 | 7-8 | 4-8 | - | 1969 | 2043 | Charlie Schmaus | First Round SoCon Tournament |
| 1980-81 | 4-23 | 3-13 | 1-10 | 3-10 | 0-3 | 1743 | 2083 | Charlie Schmaus | First Round SoCon Tournament |
| 1981-82 | 1-25 | 1-15 | 1-9 | 0-14 | 0-2 | 1606 | 2185 | Charlie Schmaus | - |
| 1982-83 | 2-25 | 1-15 | 2-14 | 0-11 | - | 1586 | 1994 | Marty Fletcher | - |
| 1983-84 | 8-19 | 4-12 | 7-7 | 1-12 | - | 1640 | 1862 | Marty Fletcher | - |
| 1984-85 | 16-14 | 7-9 | 12-5 | 2-8 | 2-1 | 1863 | 1816 | Marty Fletcher | SoCon Tournament Finalists |
| 1985-86 | 11-17 | 5-11 | 9-6 | 2-9 | 0-2 | 2004 | 2081 | Marty Fletcher | First Round SoCon Tournament |
| 1986-87 | 11-17 | 5-11 | 9-5 | 2-11 | 0-1 | 1991 | 2122 | Joe Cantafio | First Round SoCon Tournament |
| 1987-88 | 13-17 | 6-10 | 8-6 | 3-10 | 2-1 | 2080 | 2188 | Joe Cantafio | SoCon Tournament Finalists |
| 1988-89 | 11-17 | 5-9 | 9-4 | 2-11 | 0-2 | 2138 | 2132 | Joe Cantafio | First Round SoCon Tournament |
| 1989-90 | 14-15 | 7-7 | 11-1 | 1-11 | 2-3 | 2239 | 2224 | Joe Cantafio | SoCon Tournament Semifinalists |
| 1990-91 | 10-18 | 5-9 | 6-5 | 4-10 | 0-3 | 1997 | 2167 | Joe Cantafio | First Round SoCon Tournament |
| 1991-92 | 10-18 | 3-11 | 6-7 | 4-8 | 0-3 | 1927 | 2060 | Joe Cantafio | First Round SoCon Tournament |
| 1992-93 | 5-22 | 3-15 | 3-8 | 1-12 | 1-2 | 1785 | 2058 | Joe Cantafio | First Round SoCon Tournament |
| 1993-94 | 5-23 | 2-16 | 4-9 | 0-13 | 1-1 | 1891 | 2131 | Joe Cantafio | SoCon Tournament Quarterfinalists |
| 1994-95 | 10-17 | 6-8 | 8-5 | 2-11 | 0-1 | 2154 | 2370 | Bart Bellairs | First Round SoCon Tournament |
| 1995-96 | 18-10 | 10-4 | 12-1 | 5-8 | 1-1 | 2358 | 2228 | Bart Bellairs | SoCon Tournament Semifinalists |
| 1996-97 | 12-16 | 7-7 | 7-5 | 4-10 | 1-1 | 2170 | 2180 | Bart Bellairs | SoCon Tournament Quarterfinalists |
| 1997-98 | 14-13 | 8-7 | 9-4 | 4-8 | 0-1 | 2037 | 2022 | Bart Bellairs | SoCon Tournament Quarterfinalists |
| 1998-99 | 12-15 | 9-7 | 8-5 | 4-9 | 0-1 | 1897 | 2020 | Bart Bellairs | First Round SoCon Tournament |
| 1999-00 | 6-23 | 1-15 | 5-9 | 0-12 | 1-2 | 2064 | 2247 | Bart Bellairs | First Round SoCon Tournament |
| 2000-01 | 9-19 | 5-11 | 7-6 | 2-12 | 0-1 | 1905 | 2039 | Bart Bellairs | First Round SoCon Tournament |
| 2001-02 | 10-18 | 5-11 | 7-5 | 3-11 | 0-2 | 2141 | 2300 | Bart Bellairs | First Round SoCon Tournament |
| 2002-03 | 10-20 | 3-13 | 5-7 | 2-11 | 3-2 | 1952 | 2147 | Bart Bellairs | SoCon Tournament Semifinalists |
| 2003-04 | 6-22 | 4-12 | 6-6 | 0-13 | 0-3 | 1608 | 1942 | Bart Bellairs | - |
| 2004-05 | 9-18 | 3-13 | 6-7 | 3-11 | - | 1748 | 1893 | Bart Bellairs | - |
| 2005-06 | 7-20 | 2-14 | 5-9 | 2-11 | - | 1924 | 2053 | Duggar Baucom | - |
| 2006-07 | 14-19 | 5-9 | 8-5 | 4-11 | 2-3 | 3331 | 3240 | Duggar Baucom | Big South Tournament Finalists |
| 2007-08 | 14-15 | 6-8 | 8-6 | 6-7 | 0-2 | 2649 | 2530 | Duggar Baucom | First Round Big South Tournament |
| 2008-09 | 24-8 | 13-5 | 13-3 | 10-5 | 1-0 | 3002 | 2737 | Duggar Baucom | Big South Tournament Finalists |
| 2009-10 | 10-19 | 5-13 | 3-6 | 2-7 | 0-0 | 2569 | 2799 | Duggar Baucom | First Round Big South Tournament |
| 2010-11 | 18-13 | 10-8 | 11-5 | 7-7 | 0-1 | 2726 | 2545 | Duggar Baucom | Big South Tournament Semifinalists |
| 2011-12 | 17-16 | 8-10 | 13-2 | 1-14 | 3-0 | 2631 | 2660 | Duggar Baucom | Big South Tournament Finalists |
| 2012-13 | 14-17 | 8-8 | 8-5 | 5-10 | 1-2 | 2423 | 2411 | Duggar Baucom | Big South Tournament Semifinalists |

| Name | Seasons | Years | Overall | Pct. | Conference | Pct. | Name | Seasons | Years | Overall | Pct. | Conference | Pct. |
|----------------|---------------|-------|---------|------|------------|------|-----------------|---------|-------|---------|------|------------|------|
| Pete Krebs | 1908-09 | 1 | 3-3 | .500 | - | - | Lloyd Roberts | 1946-47 | 1 | 4-15 | .211 | 1-11 | .083 |
| F.J. Pratt | 1909-10 | 1 | 2-5 | .286 | - | - | Bill O'Hara | 1949-52 | 3 | 10-56 | .152 | 7-35 | .167 |
| J. Mitchell | 1910-11 | 1 | 3-5 | .375 | - | - | Chuck Noe | 1952-55 | 3 | 24-46 | .343 | 11-30 | .268 |
| Alpha Brummage | 1911-13 | 2 | 14-9 | .609 | - | - | Jack Null | 1955-58 | 3 | 12-58 | .171 | 5-36 | .122 |
| W.C. Raferty | 1913-14,22-34 | 13 | 68-112 | .378 | 18-61 | .228 | L.F. Miller | 1958-64 | 6 | 41-83 | .331 | 27-58 | .318 |
| F.H. Gaoton | 1914-17 | 3 | 26-10 | .722 | - | - | Gary McPherson | 1964-69 | 5 | 32-77 | .294 | 25-50 | .333 |
| E.C. Abell | 1917-1919 | 2 | 14-12 | .538 | - | - | Mike Schuler | 1969-72 | 3 | 13-63 | .171 | 6-31 | .162 |
| Pinky Spruhan | 1919-22 | 3 | 38-9 | .809 | - | - | Bill Blair | 1972-76 | 4 | 48-60 | .444 | 21-27 | .438 |
| Frank Summers | 1934-36,47-49 | 4 | 12-61 | .164 | 6-39 | .133 | Charlie Schmaus | 1976-82 | 6 | 75-90 | .455 | 27-51 | .346 |
| Pooley Hubert | 1936-37,42-43 | 2 | 14-19 | .424 | 12-16 | .429 | Marty Fletcher | 1982-86 | 4 | 37-75 | .330 | 17-47 | .266 |
| J. Elmore | 1937-38 | 1 | 4-11 | .267 | 2-7 | .222 | Joe Cantafio | 1986-94 | 8 | 79-147 | .350 | 36-88 | .290 |
| Jimmy Walker | 1938-42 | 4 | 27-39 | .409 | 21-28 | .429 | Bart Bellairs | 1994-05 | 11 | 116-191 | .378 | 61-108 | .361 |
| Joe Daher | 1943-45 | 2 | 2-24 | .077 | 1-9 | .100 | Duggar Baucom | 2005-13 | 8 | 118-127 | .482 | 57-85 | .401 |
| Jay McWilliams | 1945-46 | 1 | 1-10 | .091 | 1-6 | .143 | | | | | | | |

RECORDS VS. ALL OPPONENTS

| | W | L | First Met | Last Met | | W | L | First Met | Last Met | | W | L | First Met | Last Met |
|-----------------------------|-----------|-----------|-------------|-------------|----------------------|-----------|-----------|-------------|-------------|---------------------------|-----------|-----------|-------------|-------------|
| Air Force | 0 | 1 | 2012 | 2012 | Georgia Tech | 2 | 6 | 1921 | 1993 | Richmond Prof. Ins. | 1 | 0 | 1955 | 1955 |
| Alabama | 1 | 2 | 1928 | 1995 | Guilford | 1 | 0 | 1912 | 1912 | Roanoke College | 24 | 22 | 1911 | 1988 |
| Albright | 1 | 0 | 1997 | 1997 | Hampden-Sydney | 20 | 9 | 1912 | 1985 | Roanoke Elks | 2 | 0 | 1922 | 1924 |
| Alderson Broaddus | 1 | 0 | 1978 | 1978 | Hardin-Simmons | 0 | 1 | 1957 | 1957 | Roanoke YMCA | 3 | 1 | 1912 | 1921 |
| Alice Lloyd | 1 | 0 | 2012 | 2012 | Harvard | 1 | 0 | 2003 | 2003 | Rutgers | 0 | 2 | 1969 | 1976 |
| Appalachian State | 28 | 37 | 1973 | 2003 | Hawaii | 0 | 1 | 2000 | 2000 | St. Francis (PA) | 1 | 1 | 2003 | 2004 |
| Army | 4 | 7 | 1971 | 2013 | High Point | 9 | 12 | 2004 | 2013 | St. John's (MD) | 6 | 7 | 1911 | 1934 |
| Arkansas | 1 | 2 | 1965 | 1990 | Howard | 2 | 2 | 2001 | 2008 | St. Mary's (MD) | 1 | 0 | 2002 | 2002 |
| Arkansas State | 0 | 1 | 1967 | 1967 | Illinois State | 0 | 1 | 1982 | 1982 | Salem College | 3 | 0 | 1974 | 1978 |
| Ashford Gen. Hosp. | 0 | 2 | 1944 | 1944 | Indiana State | 0 | 2 | 1969 | 1976 | Samford | 0 | 2 | 1967 | 1968 |
| Atlantic Christian | 1 | 1 | 1970 | 1972 | Jacksonville State | 1 | 2 | 2007 | 2011 | Seton Hall | 0 | 1 | 2009 | 2010 |
| Auburn | 2 | 0 | 1920 | 1926 | James Madison | 7 | 14 | 1974 | 2008 | Sewanee College | 2 | 1 | 1928 | 1931 |
| Averett | 2 | 0 | 1984 | 1986 | Kent State | 1 | 1 | 1967 | 1991 | Shenandoah | 8 | 0 | 1987 | 2013 |
| Baltimore University | 0 | 2 | 1980 | 1981 | Kentucky | 3 | 5 | 1914 | 2009 | Shepherd College | 1 | 1 | 1974 | 1975 |
| Baltimore YMCA | 0 | 1 | 1909 | 1909 | Kentucky Wesleyan | 0 | 1 | 1960 | 1960 | Siena College | 1 | 0 | 1978 | 1978 |
| Bethany College | 2 | 0 | 1975 | 1979 | Lafayette | 1 | 0 | 1993 | 1993 | South Alabama | 0 | 2 | 1971 | 1975 |
| Birmingham-Southern | 0 | 6 | 2004 | 2006 | Langley Field | 1 | 0 | 1947 | 1947 | South Carolina | 3 | 7 | 1913 | 2001 |
| Binghamton | 0 | 1 | 2004 | 2004 | Lebanon Valley | 2 | 0 | 1976 | 1980 | South Carolina State | 1 | 1 | 2007 | 2008 |
| Bluefield | 14 | 0 | 1980 | 2004 | Lees-McRae | 1 | 0 | 2006 | 2007 | South Dakota State | 1 | 0 | 2007 | 2007 |
| Boston College | 0 | 1 | 1956 | 1956 | Liberty | 15 | 14 | 1976 | 2013 | Southeastern | 1 | 0 | 1976 | 1976 |
| Bridgewater | 13 | 4 | 1924 | 2007 | Lincoln Memorial | 1 | 0 | 1925 | 1925 | Southern Virginia | 10 | 0 | 1999 | 2011 |
| Brown | 1 | 0 | 1990 | 1990 | Long Beach State | 0 | 1 | 1978 | 1978 | #Southern Wesleyan | 4 | 0 | 1976 | 2009 |
| Bucknell | 1 | 2 | 1961 | 1985 | Longwood | 4 | 2 | 1983 | 2013 | South Florida | 0 | 1 | 1983 | 1983 |
| California University | 1 | 0 | 1977 | 1977 | Louisiana State | 0 | 2 | 1957 | 1966 | Southwest Louisiana | 0 | 1 | 1981 | 1981 |
| California-Irvine | 0 | 1 | 1981 | 1981 | Louisiana Tech | 0 | 1 | 1975 | 1975 | Staunton Mil. Acad. | 2 | 1 | 1909 | 1910 |
| Campbell | 4 | 3 | 1979 | 2013 | Louisville | 0 | 1 | 2004 | 2004 | Stetson | 0 | 2 | 1970 | 1979 |
| Camp Meade | 0 | 1 | 1950 | 1950 | Loyola (MD) | 0 | 3 | 1974 | 2005 | Stevenson | 1 | 0 | 2009 | 2009 |
| Carson-Newman | 2 | 0 | 1925 | 1926 | Lynchburg AC | 1 | 0 | 1924 | 1924 | Takola | 2 | 0 | 1922 | 1923 |
| Catholic University | 0 | 2 | 1914 | 1922 | Lynchburg | 21 | 4 | 1912 | 2009 | Tennessee | 4 | 7 | 1911 | 2003 |
| Cedarville | 1 | 0 | 1947 | 1947 | Lynchburg Elks | 3 | 0 | 1921 | 1923 | UT-Chattanooga | 11 | 37 | 1978 | 2003 |
| Centenary (NJ) | 2 | 1 | 1965 | 1995 | Lynchburg YMCA | 2 | 1 | 1910 | 1913 | Texas | 0 | 2 | 1988 | 1990 |
| Cent. Conn. St. | 0 | 1 | 1993 | 1993 | Maine | 0 | 1 | 1982 | 1982 | Texas San-Antonio | 0 | 1 | 2004 | 2004 |
| Central Florida | 0 | 1 | 1979 | 1979 | Manhattan | 0 | 1 | 1982 | 1982 | Toledo | 0 | 2 | 1971 | 1978 |
| Central Penn | 3 | 0 | 2011 | 2013 | Marine Inst. | 0 | 1 | 1946 | 1946 | Towson | 2 | 2 | 1974 | 2005 |
| Charleston, Coll. of | 0 | 5 | 1999 | 2003 | Marist | 0 | 1 | 2013 | 2013 | Trinity (Tex.) | 0 | 1 | 1971 | 1971 |
| *Charleston Southern | 13 | 11 | 1980 | 2012 | Marshall | 15 | 33 | 1953 | 2011 | Tulane | 1 | 1 | 1977 | 2004 |
| Christopher Newport | 3 | 0 | 1975 | 1986 | Mary Washington | 2 | 1 | 2001 | 2003 | UCLA | 0 | 1 | 1981 | 1981 |
| The Citadel | 45 | 54 | 1921 | 2013 | Maryland | 10 | 42 | 1911 | 2005 | UMBC | 2 | 0 | 2011 | 2012 |
| Clemson | 1 | 6 | 1936 | 1964 | Maryland Bible | 1 | 0 | 2009 | 2009 | Union-Theo. (Va.) | 1 | 0 | 1915 | 1915 |
| Cleveland St. | 2 | 1 | 1978 | 1980 | Memphis State | 0 | 1 | 1958 | 1958 | Utah | 0 | 1 | 1969 | 1969 |
| Coastal Carolina | 6 | 17 | 2004 | 2013 | Mercer | 1 | 1 | 2006 | 2008 | Vanderbilt | 0 | 3 | 1958 | 1991 |
| Columbia | 0 | 1 | 1966 | 1966 | Middle Tennessee | 0 | 2 | 1960 | 1975 | Villanova | 0 | 1 | 2002 | 2002 |
| Columbia Union | 1 | 0 | 2008 | 2008 | Milligan | 1 | 0 | 2012 | 2012 | Virginia | 15 | 100 | 1909 | 2009 |
| Concord | 1 | 0 | 1980 | 1980 | Mississippi | 0 | 1 | 1925 | 1925 | Virginia-Wise | 3 | 1 | 1980 | 2011 |
| Connecticut | 0 | 3 | 1952 | 1974 | Morehead State | 0 | 2 | 2001 | 2002 | Virginia Christ. Col. | 4 | 0 | 1913 | 1919 |
| Cornell | 1 | 1 | 1991 | 2007 | Morgan State | 0 | 2 | 2011 | 2013 | Virginia Commonwealth | 0 | 2 | 2000 | 2011 |
| Corpus Christi | 0 | 1 | 1973 | 1973 | Morris Harvey | 2 | 3 | 1951 | 1977 | Virginia Intermont | 1 | 0 | 2007 | 2007 |
| Dartmouth | 0 | 1 | 2008 | 2008 | Mount St. Mary's | 0 | 1 | 1990 | 1990 | Virginia-Lynchburg | 1 | 0 | 2013 | 2013 |
| Davidson | 30 | 75 | 1910 | 2003 | Navy | 1 | 21 | 1919 | 2004 | Virginia Medical College | 1 | 0 | 1928 | 1928 |
| Davis & Elkins | 0 | 1 | 1952 | 1952 | New Mexico State | 0 | 1 | 1973 | 1973 | Virginia Tech | 43 | 87 | 1909 | 2013 |
| Dayton | 0 | 3 | 1974 | 1994 | New Orleans | 0 | 1 | 2004 | 2004 | Virginia Wesleyan | 1 | 0 | 1975 | 1975 |
| Delaware | 1 | 0 | 1924 | 1924 | Newport News App. | 1 | 1 | 1944 | 2008 | Wake Forest | 4 | 18 | 1912 | 1999 |
| Denver | 0 | 1 | 1956 | 1956 | Norfolk NAS | 1 | 2 | 1950 | 1952 | Warren Wilson | 1 | 0 | 2000 | 2000 |
| DePaul | 1 | 0 | 1976 | 1976 | Norfolk State | 0 | 1 | 2003 | 2003 | Washington & Lee | 3 | 0 | 1941 | 1997 |
| Duke | 9 | 18 | 1911 | 1953 | North Carolina | 4 | 36 | 1913 | 1997 | Washington College | 0 | 1 | 1923 | 1923 |
| Duquesne | 1 | 0 | 1977 | 1977 | North Carolina State | 7 | 21 | 1916 | 2005 | Washington State | 0 | 1 | 2004 | 2004 |
| East Carolina | 8 | 19 | 1963 | 1977 | Northern Colorado | 0 | 1 | 2008 | 2008 | Weber State | 0 | 1 | 1992 | 1992 |
| East Illinois | 0 | 2 | 1971 | 1972 | Notre Dame | 0 | 1 | 2000 | 2000 | Western Carolina | 19 | 27 | 1978 | 2003 |
| East Tennessee State | 13 | 40 | 1953 | 2003 | UNC Asheville | 7 | 17 | 1989 | 2013 | Western Michigan | 0 | 1 | 1981 | 1981 |
| Eastern Mennonite | 6 | 0 | 1989 | 2004 | UNC Charlotte | 0 | 3 | 1997 | 1999 | West Liberty St. | 1 | 0 | 1979 | 1979 |
| Elon | 7 | 6 | 1914 | 2013 | UNC Greensboro | 7 | 8 | 1979 | 2003 | West Virginia | 4 | 44 | 1916 | 2013 |
| Emory & Henry | 7 | 3 | 1912 | 1984 | UNC Wilmington | 0 | 1 | 2009 | 2010 | West Virginia Tech | 4 | 3 | 1951 | 1998 |
| Farleigh-Dickinson | 1 | 1 | 1979 | 1980 | N.C. Wesleyan | 0 | 1 | 1983 | 1983 | West Virginia Wesleyan | 5 | 1 | 1920 | 2009 |
| Ferrum | 2 | 0 | 2000 | 2005 | Ohio | 0 | 1 | 1972 | 1972 | William & Mary | 40 | 76 | 1915 | 2012 |
| Florida | 1 | 3 | 1921 | 2000 | Ohio State | 0 | 3 | 2007 | 2012 | Winthrop | 12 | 14 | 1992 | 2013 |
| Florida International | 0 | 1 | 1997 | 1997 | Old Dominion | 5 | 20 | 1968 | 2013 | Wisc.-Green Bay | 0 | 1 | 1976 | 1976 |
| Florida Southern | 1 | 0 | 1970 | 1970 | Oklahoma City | 1 | 0 | 1977 | 1977 | Wofford | 6 | 5 | 1970 | 2003 |
| Florida State | 1 | 2 | 1964 | 1966 | Oral Roberts | 2 | 0 | 1988 | 2000 | W.Wilson Hospital | 0 | 2 | 1944 | 1944 |
| Ft. Belvoir | 1 | 0 | 1947 | 1947 | Pacific | 1 | 0 | 1976 | 1976 | Wright State | 0 | 1 | 2013 | 2013 |
| Furman | 32 | 56 | 1939 | 2003 | Pennsylvania | 0 | 2 | 1921 | 1961 | Xavier | 1 | 0 | 1973 | 1973 |
| Gallaudet | 1 | 0 | 1933 | 1933 | Penn State | 1 | 3 | 1996 | 2007 | | | | | |
| Gardner-Webb | 6 | 4 | 1971 | 2013 | Pittsburgh | 0 | 1 | 2012 | 2012 | | | | | |
| George Mason | 1 | 1 | 1980 | 2010 | Presbyterian | 6 | 4 | 1957 | 2013 | | | | | |
| George Washington | 17 | 43 | 1913 | 2013 | Princeton | 0 | 2 | 1964 | 2007 | | | | | |
| Georgetown | 0 | 4 | 1913 | 2003 | Quantico Marines | 0 | 4 | 1947 | 1951 | | | | | |
| Georgia | 0 | 5 | 1926 | 1929 | Radford | 19 | 20 | 1976 | 2013 | | | | | |
| Georgia Southern | 5 | 10 | 1993 | 2003 | Randolph College | 2 | 0 | 2009 | 2011 | | | | | |
| Georgia State | 2 | 0 | 1979 | 1979 | Randolph-Macon | 10 | 0 | 1909 | 2001 | | | | | |
| | | | | | Rice | 0 | 1 | 1973 | 1973 | | | | | |
| | | | | | Richmond | 44 | 84 | 1916 | 2010 | | | | | |

In 104 years, VMI has played 227 opponents, winning 837 games and losing 1417 games.

Bold face type denotes 2013-14 opponents.

*- Formerly known as Baptist

#- Formerly known as Central Wesleyan

VMI has never faced Bluefield State.

SINGLE-GAME RECORDS • INDIVIDUAL

MOST POINTS SCORED

1. 45 Reggie Williams vs. Virginia Intermont, 11/15/06
2. 43 Reggie Williams vs. Southern Virginia, 1/8/08
Reggie Williams vs. Apprentice, 12/10/07
4. 42 Jason Conley vs. Western Carolina, 2/9/02
Ron Carter vs. Long Beach State, 12/29/77
6. 41 Reggie Williams vs. Cornell, 12/1/06
Norm Halberstadt vs. Richmond, 2/21/61
8. 40 Reggie Williams vs. Liberty, 1/27/07
Reggie Williams vs. High Point, 1/10/07
10. 39 Austin Kenon vs. Liberty, 2/15/11
39 Stan Okoye at Presbyterian, 1/5/12

MOST POINTS SCORED IN A HALF

1. 30 Reggie Williams vs. Charleston Southern, 1/13/07
2. 27 John Goode vs. East Tennessee State, 2/4/80

MOST FIELD GOALS MADE

1. 19 Reggie Williams vs. Southern Virginia, 1/8/08
2. 18 Reggie Williams vs. West Va. Wesleyan, 11/14/07
Reggie Williams vs. Virginia Intermont, 11/15/06
4. 17 Reggie Williams vs. Apprentice, 12/10/07
5. 16 Lewis Preston vs. Western Carolina, 2/10/92
Bill Blair vs. Davidson, 1964
Bill Blair vs. N.C. State, 2/23/63
Norm Halberstadt vs. George Washington, 1962
Norm Halberstadt vs. George Washington, 1961

MOST FIELD GOALS ATTEMPTED

1. 39 Bill Ralph vs. West Virginia, 1954

MOST FREE THROWS MADE

1. 19 Gay Elmore vs. Davidson, 2/24/86
Ron Carter vs. Siena, 1/4/78

MOST FREE THROWS ATTEMPTED

1. 22 Darren Sawyer vs. Marshall, 1/8/83

MOST REBOUNDS

1. 31 Bill Ralph vs. Hampden-Sydney, 1954
2. 28 Steve Powers vs. Davidson, 1967
Bobby Williamson vs. Lynchburg, 1955
4. 27 Karl Klinar vs. Hampden-Sydney, 1953
5. 26 Steve Powers vs. George Washington, 1967
6. 25 Charlie Schmaus vs. The Citadel, 1966
7. 24 Steve Powers vs. East Carolina, 1968
8. 23 Chuck Cotton vs. Presbyterian, 1957
Chuck Cotton vs. Roanoke, 1958
9. 22 Dave Montgomery vs. The Citadel, 1/13/75
Steve Powers vs. George Washington, 1968

MOST ASSISTS

1. 14 Bobby Prince vs. Western Carolina, 1/14/95
2. 13 Ron Burks vs. Lynchburg, 11/30/09
Richard Little vs. High Point, 2/25/04
Richard Little vs. James Madison, 2/9/04
Richard Little vs. Chattanooga, 3/7/03
5. 12 Reggie Williams vs. Charleston Southern, 2/5/07
Richard Little vs. Liberty, 11/23/02
Mike Huffman vs. Hampden-Sydney, 12/8/84

MOST BLOCKS

1. 9 Eric Mann vs. The Citadel, 1/15/00
9 D.J. Covington vs. Southern Virginia, 11/23/10
2. 7 Lewis Preston vs. Marshall, 1/18/92
7 D.J. Covington at Old Dominion, 11/21/12
7 D.J. Covington at Liberty, 2/26/13
3. 6 Matt Murrer vs. Charleston Southern, 2/5/07
Eric Mann vs. Appalachian State, 2/24/01
Lewis Preston vs. Furman, 3/4/93
Lewis Preston vs. The Citadel, 2/2/92
Lewis Preston vs. Bluefield, 11/26/90
Mike Herndon vs. West Carolina, 1/19/85

MOST STEALS

1. 11 Travis Holmes vs. Bridgewater, 1/18/07
2. 10 Jason Bell vs. Furman, 2/10/98
3. 9 Chavis Holmes vs. Bridgewater, 1/18/07
4. 8 Keith Gabriel vs. High Point, 1/24/09
Chavis Holmes vs. Maryland Bible, 11/18/08
Travis Holmes vs. William & Mary, 12/20/07
Travis Holmes vs. Charleston Southern, 1/13/07
Jason Conley vs. Charleston Southern, 12/12/01
Jason Bell vs. UNCG, 2/15/99
Jason Bell vs. William & Mary, 1/26/95

BEST FIELD GOAL PERCENTAGE

(*min. 10 attempts*)

1. 100 Lester Johnson vs. Radford, 12/12/94 (11-11)
2. 92.3 Gay Elmore vs. Bluefield, 1/21/87 (12-13)
3. 90.9 D.J. Covington vs. Va. U of LYH, 12/3/12 (10-11)
3. 90.0 Matt Murrer vs. SVU, 12/2/03 (9-10)
Ramon Williams vs. JMU, 11/28/88 (9-10)

BEST FREE THROW PERCENTAGE

(*min. 12 attempts*)

1. 100 Mike Manis vs. Old Dominion, 1968 (13-13)
Robin Porter vs. West Virginia, 1/6/65 (13-13)
Bobby Prince vs. UTC, 1/30/95 (12-12)
Gay Elmore vs. App. State, 2/11/84 (12-12)
Gay Elmore vs. JMU, 11/25/84 (12-12)
John Kemper vs. Richmond, 1968 (12-12)

MOST 3-POINT FIELD GOALS MADE

1. 9 Fred Robinson vs. Charleston Southern, 1/13/07
2. 8 Austin Kenon at Radford, 3/7/09
8 Austin Kenon vs. Liberty, 2/15/11
3. 7 Stan Okoye vs. Longwood, 3/2/13
Austin Kenon vs. Longwood, 12/11/10
Michael Sparks vs. Lynchburg, 11/30/09
Austin Kenon at Radford, 1/21/09
Austin Kenon vs. Coastal Carolina, 1/10/09
Keith Gabriel vs. Charleston Southern, 1/3/09
Austin Kenon vs. Winthrop, 12/3/08
Reggie Williams vs. Charleston South., 2/11/08
Austin Kenon vs. William & Mary, 12/20/07
Fred Robinson vs. South Dakota State, 11/12/06
Lawrence Gullette vs. Virginia, 12/19/94
Ramon Williams vs. Richmond 2/2/89
Ramon Williams vs. Oral Roberts, 1/2/88

MOST 3-POINT FIELD GOALS ATTEMPTED


1. 19 Austin Kenon at Radford, 3/7/09
Austin Kenon vs. High Point, 1/24/09
3. 18 Keith Gabriel at UNC Asheville, 2/13/10
4. 17 Austin Kenon vs. High Point, 2/28/09
17 Fred Robinson vs. Charleston Southern, 1/13/07

BEST 3-POINT FIELD GOAL PERCENTAGE

1. 100 Ramon Williams vs. Western Carolina, 2/13/89 (5-5)



Reggie Williams owns six of VMI's nine all-time 40 point games.



Fred Robinson sunk nine three-pointers in a single game against Charelston Southern on Jan. 13, 2007.

SINGLE-GAME RECORDS • TEAM

MOST POINTS SCORED

| | | |
|-----|-----|--|
| 1. | 156 | vs. Columbia Union (W, 156-91), 11/28/07 |
| | | vs. Virginia Intermont (W, 156-95), 11/15/06 |
| 3. | 151 | vs. Central Penn (W, 151-92), 11/29/10 |
| 4. | 144 | vs. Southern Virginia (W, 144-127), 11/20/06 |
| 5. | 135 | vs. West Va. Wesleyan (W, 135-81), 11/14/07 |
| | | vs. Lees-McRae (W, 135-75), 12/6/06 |
| 7. | 133 | vs. Stevenson (W, 133-72), 11/20/08 |
| 8. | 125 | vs. Bridgewater (W, 125-95), 1/18/07 |
| 9. | 123 | vs. Southern Virginia (W, 123-85), 1/8/08 |
| 10. | 122 | vs. Milligan College (W, 122-73), 12/10/11 |

MOST POINTS SCORED IN A HALF

| | | |
|----|----|--|
| 1. | 85 | vs. Central Penn, 11/29/10 (2nd) |
| 1. | 84 | vs. West Va. Wesleyan, 11/14/07 (1st) |
| 2. | 82 | vs. Columbia Union, 11/28/07 (2nd) |
| 3. | 78 | vs. Virginia Intermont, 11/15/06 (1st) |
| | 78 | vs. Virginia Intermont, 11/15/06 (2nd) |

MOST POINTS ALLOWED

| | | |
|----|-----|--|
| 1. | 134 | vs. Seton Hall (L, 107-134), 12/12/09 |
| 1. | 129 | vs. Penn State (L, 111-129), 12/30/06 |
| | | vs. North Carolina (L, 89-129), 12/17/94 |
| | | vs. Davidson (L, 91-129), 2/11/64 |
| 4. | 127 | vs. Southern Virginia (W, 144-127), 11/20/06 |
| 5. | 126 | vs. Furman (L, 80-126), 3/2/72 |
| 6. | 125 | vs. California-Irvine (L, 96-125), 11/29/80 |
| 7. | 122 | vs. Liberty (L, 117-122), 12/27/07 |
| | | vs. Virginia Tech (L, 61-122), 12/17/83 |
| 9. | 119 | vs. West Virginia Tech (L, 74-119), 1955 |

FEWEST POINTS SCORED

| | | |
|-----|----|---|
| 1. | 32 | vs. Coastal Carolina (L, 32-49), 1/26/04 |
| 2. | 33 | vs. James Madison (L, 33-58), 11/28/82 |
| 3. | 36 | vs. The Citadel (L, 36-47), 1/10/59 |
| 4. | 37 | vs. Navy (L, 37-63), 11/27/81 |
| | | vs. William & Mary (W, 37-35 OT), 2/22/72 |
| 6. | 38 | vs. Old Dominion (L, 38-86), 12/1/04 |
| | | vs. UT Chattanooga (L, 38-55), 1/4/84 |
| 8. | 39 | vs. Davidson (L, 39-70), 2/2/71 |
| | | vs. Richmond (L, 39-82), 1958 |
| 10. | 41 | vs. Winthrop (L, 41-85), 1/23/08 |
| | | vs. Virginia (L, 41-86), 12/4/82 |
| | | vs. Baltimore (L, 41-46), 1/24/81 |
| | | vs. Richmond (W, 41-33), 3/3/76 |

FEWEST POINTS ALLOWED

| | | |
|----|----|---|
| 1. | 33 | vs. Southern Virginia (W, 71-33), 11/22/04 |
| | | vs. Lebanon Valley (W, 43-33), 12/1/79 |
| | | vs. Richmond (W, 41-33), 3/3/76 |
| 4. | 35 | vs. William & Mary (W, 37-35 OT), 2/22/72 |
| 5. | 37 | vs. Bridgewater (W, 51-37), 2/5/75 |
| 6. | 38 | vs. Warren Wilson (W, 85-38), 11/20/99 |
| | | vs. Davidson (W, 70-38), 1/11/60 |
| 8. | 42 | vs. East Tennessee State (W, 43-42), 1/7/81 |
| 9. | 43 | vs. Bethany (W, 72-43), 1/20/75 |
| | | vs. Lynchburg (W, 79-43), 1953 |

MOST POINTS-TWO TEAMS

| | | |
|----|-----|--|
| 1. | 271 | vs. Southern Virginia (W, 144-127), 11/20/06 |
| 2. | 251 | vs. Virginia Intermont (W, 156-95), 11/15/06 |
| 3. | 247 | vs. Columbia Union (W, 156-91), 11/28/07 |
| 4. | 243 | vs. Central Penn (W, 151-92), 11/29/10 |
| 5. | 241 | vs. Seton Hall (L, 107-134), 12/12/09 |

FEWEST POINTS-TWO TEAMS

| | | |
|----|----|---|
| 1. | 72 | vs. William & Mary (W, 37-35 OT), 2/22/72 |
| 2. | 74 | vs. Richmond (W, 41-33), 3/3/76 |
| 3. | 76 | vs. Lebanon Valley (W, 43-33), 12/1/79 |
| 4. | 81 | vs. Coastal Carolina (L, 32-49), 1/26/04 |
| 5. | 83 | vs. The Citadel (L, 36-47), 1/10/59 |

LARGEST MARGIN OF VICTORY

| | | |
|-----|----|---|
| 1. | 65 | vs. Columbia Union (156-91), 11/28/07 |
| 2. | 61 | vs. Stevenson (133-72), 11/20/08 |
| | | vs. Virginia Intermont (156-95), 11/15/06 |
| 4. | 60 | vs. Lees-McRae (135-75), 12/6/06 |
| 5. | 59 | vs. Central Penn (151-92), 11/29/10 |
| 6. | 58 | vs. Albright (111-53), 11/22/96 |
| 7. | 56 | vs. Shenandoah (110-54), 1/2/13 |
| 8. | 54 | vs. West Va. Wesleyan, 11/14/07 |
| | | vs. Lynchburg (113-59), 12/20/97 |
| 10. | 49 | vs. Bluefield (95-46), 1/31/90 |
| | | vs. Milligan (122-73), 12/10/11 |

LARGEST MARGIN OF DEFEAT

| | | |
|----|----|--|
| 1. | 61 | vs. Virginia Tech (61-122), 12/17/83 |
| 2. | 59 | vs. West Virginia (50-109), 12/2/57 |
| 3. | 58 | vs. Virginia Tech (60-118), 1959 |
| 4. | 52 | vs. George Washington (54-106), 12/17/55 |
| | | vs. George Washington (52-104), 1954 |

MOST FIELD GOALS MADE

| | | |
|----|----|----------------------------------|
| 1. | 60 | vs. Virginia Intermont, 11/15/06 |
| 2. | 58 | vs. Southern Virginia, 11/20/06 |
| 3. | 57 | vs. West Va. Wesleyan, 11/14/07 |
| 4. | 56 | vs. Columbia Union, 11/28/07 |
| 5. | 54 | vs. Central Penn, 11/29/10 |

FEWEST FIELD GOALS MADE

| | | |
|----|----|-------------------------------|
| 1. | 10 | vs. Coastal Carolina, 1/26/04 |
|----|----|-------------------------------|

FEWEST FIELD GOALS ALLOWED

| | | |
|----|----|-----------------------------|
| 1. | 12 | vs. William & Mary, 2/22/72 |
|----|----|-----------------------------|

MOST FIELD GOALS ATTEMPTED

| | | |
|----|-----|----------------------------------|
| 1. | 118 | vs. Virginia Intermont, 11/15/06 |
| 2. | 116 | vs. West Va. Wesleyan, 11/18/09 |
| 3. | 114 | vs. West Va. Wesleyan, 11/14/07 |
| 4. | 109 | vs. Southern Virginia, 11/20/06 |
| 5. | 107 | vs. Columbia Union, 11/28/07 |
| 6. | 99 | vs. Bridgewater, 1/18/07 |
| 7. | 94 | vs. Mercer, 12/9/06 |
| | | vs. Central Penn, 11/29/10 |

BEST FIELD GOAL PERCENTAGE

| | | |
|----|------|-------------------------------------|
| 1. | 71.4 | vs. Appalachian State, 1987 (30-42) |
|----|------|-------------------------------------|

MOST FREE THROWS MADE

| | | |
|----|----|------------------------------|
| 1. | 38 | vs. West Virginia Tech, 1955 |
|----|----|------------------------------|

MOST FREE THROWS ATTEMPTED

| | | |
|----|----|-----------------------|
| 1. | 53 | vs. The Citadel, 1956 |
|----|----|-----------------------|

FEWEST FREE THROWS MADE

| | | |
|----|---|-----------------------------|
| 1. | 2 | vs. Ohio State, 11/25/07 |
| | | vs. William & Mary, 1/23/91 |
| | | vs. Roanoke, 12/9/87 |
| | | vs. UTC, 1984 |
| | | vs. Old Dominion, 1/15/76 |

FEWEST FREE THROWS ATTEMPTED

| | | |
|----|---|----------------------|
| 1. | 2 | vs. Roanoke, 12/9/87 |
|----|---|----------------------|

FEWEST FREE THROWS ALLOWED

| | | |
|----|---|--------------------|
| 1. | 1 | vs. Army, 11/21/05 |
|----|---|--------------------|

FEWEST FREE THROW ATT. ALLOWED

| | | |
|----|---|--------------------|
| 1. | 2 | vs. Army, 11/21/05 |
|----|---|--------------------|

BEST FREE THROW PERCENTAGE

| | | |
|--------------------|------|----------------------------|
| (min. 15 attempts) | | |
| 1. | 97.3 | vs. Richmond, 1968 (37-38) |

MOST 3-POINT FIELD GOALS MADE

| | | |
|----|----|----------------------------------|
| 1. | 24 | vs. Southern Virginia, 1/29/09 |
| 2. | 22 | vs. Lees-McRae, 12/6/06 |
| 3. | 21 | vs. Charleston Southern, 1/13/07 |
| | | vs. Virginia Intermont, 11/15/06 |
| | | vs. Central Penn, 11/29/10 |
| 5. | 20 | vs. Columbia Union, 11/28/07 |
| | | vs. Southern Virginia, 11/20/06 |
| 7. | 19 | vs. Campbell, 11/24/08 |
| | | vs. Stevenson, 11/20/08 |
| | | vs. Radford, 2/5/08 |
| | | vs. Bridgewater, 1/18/07 |
| | | vs. Penn State, 12/30/06 |
| | | vs. Cornell, 12/1/06 |
| | | vs. Howard, 11/25/06 |

MOST 3-POINT FIELD GOALS MADE IN A HALF

| | | |
|----|----|----------------------------------|
| 1. | 18 | vs. Southern Virginia, 1/29/09 |
| 2. | 16 | vs. Charleston Southern, 2/11/08 |

MOST 3-POINT FIELD GOALS ATTEMPTED

| | | |
|----|----|----------------------------------|
| 1. | 63 | vs. West Va. Wesleyan, 11/18/09 |
| 2. | 61 | vs. Virginia Intermont, 11/15/06 |
| 3. | 59 | vs. Southern Virginia, 11/20/06 |
| 4. | 56 | vs. Charleston Southern, 1/13/07 |
| 5. | 55 | vs. West Va. Wesleyan, 11/14/07 |
| | | vs. Bridgewater, 1/18/07 |

BEST 3-POINT FIELD GOAL PERCENTAGE

| | | |
|----|------|----------------------------------|
| 1. | 87.5 | vs. Western Carolina, 1989 (7-8) |
|----|------|----------------------------------|

MOST REBOUNDS

| | | |
|----|----|--------------------------|
| 1. | 67 | vs. Southeastern, 2/5/76 |
|----|----|--------------------------|

MOST ASSISTS

| | | |
|----|----|----------------------------------|
| 1. | 39 | vs. Virginia Intermont, 11/15/06 |
| 2. | 38 | vs. West Va. Wesleyan, 11/14/07 |
| 3. | 36 | vs. Southern Virginia, 11/20/06 |
| 4. | 34 | vs. Bridgewater, 1/18/07 |
| 5. | 33 | vs. Stevenson, 11/20/08 |

MOST STEALS

| | | |
|----|----|----------------------------------|
| 1. | 35 | vs. Virginia Intermont, 11/15/06 |
| 2. | 28 | vs. Columbia Union, 11/28/07 |
| | | vs. Southern Virginia, 11/20/06 |
| 4. | 26 | vs. West Va. Wesleyan, 11/14/07 |
| | | vs. Bridgewater, 1/18/07 |

MOST BLOCKS

| | | |
|----|----|-----------------------------|
| 1. | 15 | vs. Appalachian State, 2003 |
|----|----|-----------------------------|

MOST PERSONAL FOULS

| | | |
|----|----|--------------------------|
| 1. | 38 | vs. Radford, 2/14/07 |
| 2. | 37 | vs. Penn State, 12/30/06 |
| | 37 | vs. Furman, 1981 |

MOST TURNOVERS

| | | |
|----|----|--------------------|
| 1. | 41 | vs. Marshall, 1984 |
|----|----|--------------------|

MOST OVERTIME PERIODS

| | | |
|----|---|-------------------------------------|
| 1. | 4 | vs. The Citadel (L, 78-81), 2/13/67 |
|----|---|-------------------------------------|

SINGLE-SEASON RECORDS • INDIVIDUAL

| POINTS | | | FIELD GOALS MADE | | | FREE THROW PERCENTAGE (Min. 2 made per game) | | | BLOCKS | | |
|---|------|---------|---|------|---------|---|------|---------|--------------------------------------|-----|---------|
| 1. Reggie Williams | 928 | 2006-07 | 1. Reggie Williams | 338 | 2006-07 | 1. Andy Kolesar | .879 | 1979-80 | 1. D.J. Covington | 93 | 2012-13 |
| 2. Jason Conley | 820 | 2001-02 | 2. Jason Conley | 285 | 2001-02 | 2. Andy Kolesar | .878 | 1978-79 | 2. Lewis Preston | 65 | 1991-92 |
| 3. Ron Carter | 736 | 1977-78 | 3. Ron Carter | 274 | 1977-78 | 3. John Krovic | .875 | 1975-76 | 3. Lewis Preston | 64 | 1990-91 |
| 4. Gay Elmore | 713 | 1986-87 | 4. Reggie Williams | 269 | 2007-08 | 4. John Mitchell | .868 | 1968-69 | 4. Matt Murrer | 58 | 2006-07 |
| 5. Reggie Williams | 695 | 2007-08 | 5. Gay Elmore | 266 | 1986-87 | 5. John Mitchell | .865 | 1966-67 | Eric Mann | 58 | 2000-01 |
| 6. Chavis Holmes | 681 | 2008-09 | 6. Ron Carter | 246 | 1976-77 | 6. John Mitchell | .864 | 1967-68 | 6. D.J. Covington | 57 | 2010-11 |
| 7. Stan Okoye | 666 | 2012-13 | 7. Stan Okoye | 236 | 2012-13 | 7. Gay Elmore | .856 | 1994-85 | 7. Eric Mann | 51 | 1999-00 |
| 8. Gay Elmore | 637 | 1985-86 | 8. Gay Elmore | 232 | 1985-86 | 8. Bobby Prince | .855 | 1994-95 | 8. Lewis Preston | 48 | 1992-93 |
| 9. Chavis Holmes | 615 | 2006-07 | 9. Ron Carter | 231 | 1975-76 | 9. Ralph Lawson | .850 | 1958-59 | 9. Eric Mann | 47 | 1997-98 |
| 10. Ron Carter | 613 | 1976-77 | 10. Charlie Schmaus | 228 | 1965-66 | 10. Austin Kenon | .844 | 2010-11 | 10. Stan Okoye | 44 | 2009-10 |
| SCORING AVERAGE | | | FIELD GOALS ATTEMPTED | | | FREE THROWS MADE | | | BLOCKS PER GAME | | |
| 1. Jason Conley | 29.3 | 2001-02 | 1. Reggie Williams | 636 | 2006-07 | 1. Ron Carter | 188 | 1977-78 | 1. D.J. Covington | 3.0 | 2012-13 |
| 2. Reggie Williams | 28.1 | 2006-07 | 2. Jason Conley | 610 | 2001-02 | 2. Reggie Williams | 176 | 2006-07 | 2. Lewis Preston | 2.4 | 1991-92 |
| 3. Reggie Williams | 27.8 | 2007-08 | 3. Gay Elmore | 535 | 1986-87 | 3. Chavis Holmes | 174 | 2008-09 | 3. Lewis Preston | 2.3 | 1990-91 |
| 4. Ron Carter | 26.3 | 1977-78 | 4. Charlie Schmaus | 528 | 1965-66 | 4. Gay Elmore | 173 | 1985-86 | 4. D.J. Covington | 2.3 | 2010-11 |
| 5. Charlie Schmaus | 25.9 | 1965-66 | 5. Stan Okoye | 523 | 2012-13 | 5. Jason Conley | 171 | 2001-02 | 5. Eric Mann | 2.1 | 2000-01 |
| 6. Gay Elmore | 25.5 | 1986-87 | 6. Ron Carter | 515 | 1977-78 | 6. Gay Elmore | 167 | 1984-85 | 6. Matt Murrer | 1.9 | 2006-07 |
| 7. John Mitchell | 23.2 | 1968-69 | 7. Gay Elmore | 511 | 1985-86 | 7. Gay Elmore | 158 | 1986-87 | 7. Eric Mann | 1.8 | 1997-98 |
| 8. Gay Elmore | 22.8 | 1985-86 | 8. Reggie Williams | 509 | 2007-08 | 8. Gay Elmore | 151 | 1983-84 | 8. Lewis Preston | 1.8 | 1992-93 |
| 9. Norm Halberstadt | 22.5 | 1960-61 | 9. Ron Carter | 492 | 1976-77 | 9. Gay Elmore | 139 | 1965-66 | 9. Eric Mann | 1.8 | 1999-00 |
| 10. Norm Halberstadt | 22.4 | 1961-62 | 10. Norm Halberstadt | 489 | 1960-61 | 10. Charlie Schmaus | 137 | 2008-09 | 10. Stan Okoye | 1.5 | 2009-10 |
| REBOUNDS | | | 3-POINT FG MADE | | | FREE THROWS ATTEMPTED | | | STEALS | | |
| 1. Bill Ralph | 330 | 1953-54 | 1. Austin Kenon | 119 | 2008-09 | 1. Reggie Williams | 267 | 2006-07 | 1. Travis Holmes | 111 | 2006-07 |
| 2. Steve Powers | 318 | 1966-67 | 2. Chavis Holmes | 108 | 2006-07 | 2. Ron Carter | 228 | 1977-78 | 2. Chavis Holmes | 105 | 2008-09 |
| 3. Bobby Williamson | 316 | 1954-55 | 3. Austin Kenon | 93 | 2010-11 | 3. Chavis Holmes | 210 | 2008-09 | 3. Chavis Holmes | 90 | 2006-07 |
| 4. Eric Mann | 294 | 2000-01 | 4. Keith Gabriel | 89 | 2008-09 | 4. Jason Conley | 209 | 2001-02 | 4. Travis Holmes | 87 | 2008-09 |
| 5. Stan Okoye | 290 | 2012-13 | 5. Fred Robinson | 85 | 2006-07 | Gay Elmore | 209 | 1985-86 | 5. Jason Conley | 82 | 2001-02 |
| 6. Steve Powers | 285 | 1967-68 | 6. Keith Gabriel | 84 | 2009-10 | 6. Gay Elmore | 207 | 1986-87 | 6. Jason Bell | 79 | 1997-98 |
| 7. Dave Montgomery | 269 | 1974-75 | 7. Chavis Holmes | 83 | 2008-09 | 7. Nick Richardson | 202 | 2000-01 | 7. Willie Bell | 78 | 2008-09 |
| 8. Dave Montgomery | 267 | 1976-77 | 8. Chavis Holmes | 82 | 2007-08 | Stan Okoye | 202 | 2012-13 | 8. Jason Bell | 77 | 1998-99 |
| 9. Dave Montgomery | 267 | 1977-78 | 9. Austin Kenon | 80 | 2009-10 | 9. Eric Mann | 196 | 2000-01 | 9. Chavis Holmes | 70 | 2007-08 |
| 10. Dave Montgomery | 265 | 1975-76 | 10. Jason Conley | 79 | 2001-02 | 10. Gay Elmore | 195 | 1984-85 | 10. Bobby Prince | 65 | 1994-95 |
| Charlie Schmaus | 265 | 1965-66 | | | | | | | | | |
| REBOUNDING AVERAGE | | | 3-POINT FG ATTEMPTED | | | ASSISTS | | | STEALS PER GAME | | |
| 1. Steve Powers | 15.1 | 1966-67 | 1. Austin Kenon | 305 | 2008-09 | 1. Richard Little | 216 | 2002-03 | 1. Chavis Holmes | 3.4 | 2008-09 |
| 2. Bill Ralph | 14.3 | 1953-54 | 2. Fred Robinson | 282 | 2006-07 | 2. Bobby Prince | 173 | 1994-95 | 2. Travis Holmes | 3.4 | 2006-07 |
| 3. Bobby Williamson | 13.7 | 1954-55 | 3. Chavis Holmes | 277 | 2006-07 | 3. Richard Little | 165 | 2003-04 | 3. Travis Holmes | 3.2 | 2008-09 |
| 4. Steve Powers | 13.6 | 1967-68 | 4. Keith Gabriel | 262 | 2009-10 | 4. Mike Huffman | 164 | 1984-85 | 4. Jason Bell | 3.0 | 1998-99 |
| 5. Charlie Schmaus | 11.5 | 1965-66 | 5. Keith Gabriel | 245 | 2008-09 | 5. Bobby Prince | 156 | 1995-96 | 5. Jason Conley | 2.9 | 2001-02 |
| 6. Charlie Schmaus | 11.2 | 1964-65 | 6. Austin Kenon | 242 | 2009-10 | 6. Percy Covington | 152 | 1989-90 | 6. Jason Bell | 2.9 | 1997-98 |
| 7. Eric Mann | 10.5 | 2000-01 | 7. Reggie Williams | 238 | 2006-07 | 7. Reggie Williams | 146 | 2006-07 | 7. Chavis Holmes | 2.8 | 2006-07 |
| 8. Karl Klinar | 10.5 | 1953-54 | 8. Jason Conley | 237 | 2001-02 | 8. Darryl Faulkner | 134 | 1997-98 | 8. Percy Covington | 2.5 | 1989-90 |
| 9. Dave Montgomery | 10.3 | 1974-75 | 9. Keith Gabriel | 234 | 2011-12 | 9. Rodney Glasgow | 133 | 2012-13 | 9. Willie Bell | 2.4 | 2008-09 |
| 10. Joe Gedro | 9.8 | 1959-60 | 10. Chavis Holmes | 228 | 2007-08 | 10. Matt Coward | 132 | 2004-05 | 10. Chavis Holmes | 2.4 | 2007-08 |
| FIELD GOAL PERCENTAGE (Min. 3 made per game) | | | 3-POINT FG PERCENTAGE (Min. 2 made per game) | | | ASSISTS PER GAME | | | * - Second Best In Nation in 1976-77 | | |
| 1. Dave Montgomery* | .652 | 1976-77 | 1. Ramon Williams | .470 | 1988-89 | 1. Richard Little | 7.2 | 2002-03 | | | |
| 2. Matt Murrer | .650 | 2005-06 | 2. Damon Williams | .450 | 1989-90 | 2. Bobby Prince | 6.4 | 1994-95 | | | |
| 3. Matt Murrer | .582 | 2003-04 | 3. Chavis Holmes | .441 | 2008-09 | 3. Percy Covington | 6.1 | 1989-90 | | | |
| 4. Dave Montgomery | .569 | 1974-75 | 4. Ramon Williams | .429 | 1989-90 | 4. Richard Little | 5.9 | 2003-04 | | | |
| 5. Dave Montgomery | .563 | 1975-76 | 5. Darryl Faulkner | .425 | 1996-97 | 5. Bobby Prince | 5.6 | 1995-96 | | | |
| 6. D.J. Covington | .560 | 2012-13 | 6. Austin Kenon | .419 | 2010-11 | 6. Mike Huffman | 5.5 | 1984-85 | | | |
| 7. Mark Craft | .559 | 1988-89 | 7. Michael Sparks | .393 | 2009-10 | 7. Darryl Faulkner | 5.0 | 1997-98 | | | |
| 8. Jeff Gausepohl | .556 | 1962-63 | 8. Austin Kenon | .390 | 2008-09 | 8. Matt Coward | 4.9 | 2004-05 | | | |
| 9. Jeff Gausepohl | .554 | 1964-65 | 9. Chavis Holmes | .390 | 2006-07 | 9. Rodney Glasgow | 4.8 | 2012-13 | | | |
| 10. Will Bynum | .549 | 1976-77 | 10. Darryl Faulkner | .383 | 1997-98 | 10. Richard Little | 4.6 | 2001-02 | | | |

SINGLE-SEASON RECORDS • TEAM

HIGHEST WIN PERCENTAGE

| | | | |
|----|------|---------|-------|
| 1. | .867 | 1976-77 | 26-4 |
| 2. | .750 | 2008-09 | 24-8 |
| | | 1977-78 | 21-7 |
| 4. | .688 | 1976-76 | 22-10 |
| 5. | .643 | 1995-96 | 18-10 |

MOST WINS

| | | | |
|----|----|---------|-------|
| 1. | 26 | 1976-77 | 26-4 |
| 2. | 24 | 2008-09 | 24-8 |
| 3. | 22 | 1975-76 | 22-10 |
| 4. | 21 | 1977-78 | 21-7 |
| 5. | 18 | 1995-96 | 18-10 |
| 5. | 18 | 2010-11 | 18-13 |

MOST CONSECUTIVE WINS

| | | |
|----|----|-----------------|
| 1. | 21 | 12/4/76-2/14/77 |
| 2. | 10 | 12/3/08-1/12/09 |
| | | 1/14/78-2/11/78 |
| | | 2/11/76-3/18/76 |
| 4. | 7 | 2/3/96-2/17/96 |

MOST CONSECUTIVE HOME WINS

| | | |
|----|----|-----------------|
| 1. | 35 | 2/5/76-12/16/78 |
| 2. | 13 | 2/27/95-2/17/96 |
| | | 12/6/89-1/12/91 |
| | | 2/10/11 -1/5/12 |
| 5. | 9 | 2/26/75-1/21/76 |

FEWEST WINS

| | | | |
|----|---|--------------|------|
| 1. | 1 | 1981-82 | 1-25 |
| | | 1970-71 | 1-25 |
| 3. | 2 | 1982-83 | 2-25 |
| 4. | 4 | Five Seasons | |

MOST CONSECUTIVE LOSSES

| | | |
|----|----|-----------------|
| 1. | 24 | 2/14/70-2/8/71 |
| 2. | 23 | 2/4/81-1/28/82 |
| 3. | 18 | 1/3/82-2/23/82 |
| 4. | 17 | 12/6/99-2/12/00 |
| 5. | 16 | 1/17/93-3/4/93 |

MOST OVERTIME GAMES

| | | | |
|----|---|------------|------------|
| 1. | 5 | 1984-85 | 2-3 record |
| 2. | 4 | 1988-89 | 1-3 record |
| | | 1971-72 | 2-2 record |
| 4. | 3 | 1959-60 | 2-1 record |
| 5. | 2 | 15 Seasons | |

MOST 100-POINT GAMES

| | | | |
|----|----|---------|-------------|
| 1. | 17 | 2006-07 | 10-7 record |
| 2. | 9 | 2008-09 | 9-0 record |
| | | 2010-11 | 5-4 record |
| 4. | 8 | 2007-08 | 7-1 record |
| 5. | 5 | 1995-96 | 5-0 record |
| | | 2009-10 | 3-2 record |

CONSECUTIVE 100-POINT GAMES

| | | |
|----|---|--------------------|
| 1. | 4 | 2/5/07-2/21/07 |
| | | 1/18/07-1/27/07 |
| 3. | 3 | 11/12/06-11/20/06 |
| | | 3 11/30/09-12/5/09 |

MOST POINTS

| | | | |
|----|------|---------|------------|
| 1. | 3331 | 2006-07 | (33 games) |
| 2. | 3002 | 2008-09 | (31 games) |
| 3. | 2726 | 2010-11 | (33 games) |
| 4. | 2649 | 2007-08 | (29 games) |
| 5. | 2631 | 2011-12 | (33 games) |

HIGHEST POINTS PER GAME

| | | | |
|----|-------|---------|------------|
| 1. | 100.9 | 2006-07 | (33 games) |
| 2. | 93.8 | 2008-09 | (32 games) |
| 3. | 91.3 | 2007-08 | (29 games) |
| 4. | 88.6 | 2009-10 | (29 games) |
| 5. | 87.9 | 2010-11 | (31 games) |

LOWEST POINTS PER GAME

| | | | |
|----|------|---------|------------|
| 1. | 56.9 | 1982-83 | (27 games) |
| 2. | 57.4 | 2003-04 | (28 games) |
| 3. | 60.3 | 1983-84 | (27 games) |
| 4. | 61.7 | 1981-82 | (26 games) |
| 5. | 62.1 | 1984-85 | (30 games) |

HIGHEST SCORING MARGIN

| | | |
|----|-----|---------|
| 1. | 9.0 | 1976-77 |
| 2. | 8.9 | 1975-76 |
| 3. | 8.3 | 2008-09 |
| 4. | 6.4 | 1977-78 |
| 5. | 5.8 | 2010-11 |

MOST POINTS ALLOWED

| | | | |
|----|------|---------|------------|
| 1. | 3240 | 2006-07 | (33 games) |
| 2. | 2799 | 2009-10 | (29 games) |
| 3. | 2737 | 2008-09 | (32 games) |
| 4. | 2545 | 2010-11 | (31 games) |
| 5. | 2530 | 2007-08 | (29 games) |

HIGHEST AVG. POINTS ALLOWED

| | | | |
|----|------|---------|------------|
| 1. | 98.2 | 2006-07 | (33 games) |
| 2. | 96.5 | 2009-10 | (29 games) |
| 2. | 87.8 | 1994-95 | (27 games) |
| 3. | 87.2 | 2007-08 | (29 games) |
| 5. | 85.0 | 1960-61 | (22 games) |

LOWEST AVG. POINTS ALLOWED

| | | | |
|----|------|---------|------------|
| 1. | 60.5 | 1984-85 | (30 games) |
| 2. | 67.6 | 1975-76 | (32 games) |
| 3. | 68.3 | 1983-84 | (27 games) |
| 4. | 69.4 | 2003-04 | (28 games) |
| 5. | 70.1 | 2004-05 | (27 games) |

MOST FIELD GOALS MADE

| | | | |
|----|------|---------|------------|
| 1. | 1176 | 2006-07 | (33 games) |
| 2. | 1009 | 2008-09 | (32 games) |
| 3. | 992 | 1976-76 | (32 games) |
| 4. | 945 | 2007-08 | (29 games) |
| 5. | 940 | 1976-77 | (30 games) |

MOST FIELD GOALS ATTEMPTS

| | | | |
|----|------|---------|------------|
| 1. | 2696 | 2006-07 | (33 games) |
| 2. | 2279 | 2008-09 | (32 games) |
| 3. | 2125 | 2007-08 | (29 games) |
| 4. | 2120 | 2009-10 | (29 games) |
| 5. | 2082 | 2010-11 | (31 games) |

HIGHEST FIELD GOAL PCT.

| | | | |
|----|------|---------|----------|
| 1. | .520 | 1976-77 | 940-1806 |
| 2. | .507 | 1975-76 | 992-1958 |
| 3. | .487 | 1988-89 | 821-1687 |
| 4. | .487 | 1977-78 | 869-1786 |
| 5. | .485 | 1974-75 | 864-1782 |

LOWEST FIELD GOAL PCT.

| | | | |
|----|------|---------|----------|
| 1. | .360 | 1953-54 | |
| 2. | .372 | 1958-59 | 422-1133 |
| 3. | .373 | 1971-72 | 610-1634 |
| 4. | .374 | 1959-60 | 565-1512 |
| 5. | .378 | 1970-71 | 615-1626 |

MOST FREE THROWS MADE

| | | | |
|----|-----|---------|------------|
| 1. | 564 | 2011-12 | (33 games) |
| 2. | 546 | 2008-09 | (32 games) |
| 3. | 541 | 1976-77 | (30 games) |
| 4. | 537 | 2006-07 | (33 games) |
| 5. | 509 | 1977-78 | (28 games) |

MOST FREE THROW ATTEMPTS

| | | | |
|----|-----|---------|------------|
| 1. | 815 | 2006-07 | (33 games) |
| 2. | 784 | 2011-12 | (33 games) |
| 3. | 753 | 1976-77 | (30 games) |
| 4. | 742 | 2008-09 | (32 games) |
| 5. | 712 | 2010-11 | (31 games) |

HIGHEST FREE THROW PCT.

| | | | |
|----|------|---------|---------|
| 1. | .758 | 1979-80 | 461-608 |
| 2. | .754 | 1967-68 | 421-558 |
| 3. | .753 | 1995-96 | 469-623 |
| 4. | .745 | 1986-87 | 360-483 |
| 5. | .739 | 1959-60 | 337-456 |

LOWEST FREE THROW PCT.

| | | | |
|----|------|---------|---------|
| 1. | .586 | 1957-58 | |
| 2. | .601 | 1969-70 | 387-644 |
| 3. | .606 | 1972-73 | 352-581 |
| 4. | .619 | 2000-01 | 412-666 |
| 5. | .620 | 1999-00 | 399-644 |

MOST 3-POINT FG MADE

| | | | |
|----|-----|---------|------------|
| 1. | 442 | 2006-07 | (33 games) |
| 2. | 438 | 2008-09 | (32 games) |
| 3. | 351 | 2010-11 | (31 games) |
| 4. | 336 | 2007-08 | (29 games) |
| 5. | 335 | 2009-10 | (29 games) |

MOST 3-POINT FG ATTEMPTS

| | | | |
|----|------|---------|------------|
| 1. | 1383 | 2006-07 | (33 games) |
| 2. | 1244 | 2008-09 | (32 games) |
| 3. | 1045 | 2007-08 | (29 games) |
| 4. | 1026 | 2009-10 | (29 games) |
| 5. | 978 | 2010-11 | (31 games) |

3-POINT FIELD GOAL PCT.

| | | | |
|----|------|---------|----------|
| 1. | .440 | 1988-89 | 133-302 |
| 2. | .400 | 1989-90 | 173-432 |
| 3. | .382 | 1987-88 | 107-280 |
| 4. | .359 | 2010-11 | 351-978 |
| 5. | .358 | 2008-09 | 438-1224 |

MOST REBOUNDS

| | | | |
|----|------|---------|------------|
| 1. | 1265 | 1975-76 | (32 games) |
| 2. | 1262 | 2006-07 | (33 games) |
| 3. | 1183 | 2012-13 | (31 games) |
| 4. | 1178 | 1965-66 | (23 games) |
| 5. | 1163 | 2010-11 | (31 games) |

REBOUNDS PER GAME

| | | | |
|----|------|---------|------------|
| 1. | 51.2 | 1965-66 | (23 games) |
| 2. | 49.2 | 1964-65 | (21 games) |
| 3. | 46.6 | 1966-67 | (21 games) |
| 4. | 46.0 | 1971-72 | (25 games) |
| 5. | 45.3 | 1960-61 | (22 games) |

HIGHEST REBOUND MARGIN

| | | |
|----|-----|---------|
| 1. | 6.0 | 1954-55 |
| 2. | 5.6 | 1977-78 |
| 3. | 4.1 | 1974-75 |
| 4. | 3.2 | 1964-65 |
| 5. | 2.8 | 1975-76 |

MOST ASSISTS

| | | | |
|----|-----|---------|------------|
| 1. | 681 | 2006-07 | (33 games) |
| 2. | 581 | 2008-09 | (32 games) |
| 3. | 518 | 2007-08 | (29 games) |
| 4. | 465 | 2012-13 | (31 games) |
| 5. | 462 | 2010-11 | (31 games) |

ASSISTS PER GAME

| | | | |
|----|------|---------|------------|
| 1. | 20.6 | 2006-07 | (33 games) |
| 2. | 18.2 | 2008-09 | (32 games) |
| 3. | 17.9 | 2007-08 | (29 games) |
| 4. | 15.6 | 2001-02 | (28 games) |
| 5. | 15.0 | 2012-13 | (31 games) |

MOST BLOCKED SHOTS

| | | | |
|----|-----|---------|------------|
| 1. | 144 | 2009-10 | (29 games) |
| 2. | 141 | 2010-11 | (31 games) |
| 3. | 135 | 2012-13 | (31 games) |
| 4. | 124 | 2011-12 | (33 games) |
| 5. | 119 | 2006-07 | (33 games) |

BLOCKED SHOTS PER GAME

| | | | |
|----|-----|---------|------------|
| 1. | 4.9 | 2009-10 | (29 games) |
| 2. | 4.6 | 2010-11 | (31 games) |
| 3. | 4.4 | 2012-13 | (31 games) |
| 4. | 3.8 | 1990-91 | (28 games) |
| 5. | 3.8 | 2011-12 | (33 games) |

MOST STEALS

| | | | |
|----|-----|---------|------------|
| 1. | 490 | 2006-07 | (33 games) |
| 2. | 453 | 2008-09 | (32 games) |
| 3. | 369 | 2007-08 | (29 games) |
| 4. | 301 | 2009-10 | (29 games) |
| 5. | 297 | 1998-99 | (27 games) |

STEALS PER GAME

| | | | |
|----|------|---------|------------|
| 1. | 14.8 | 2006-07 | (33 games) |
| 2. | 14.2 | 2008-09 | (32 games) |
| 3. | 12.7 | 2007-08 | (29 games) |
| 4. | 11.0 | 1998-99 | (27 games) |
| 5. | 10.4 | 1997-98 | (27 games) |

CAREER RECORDS

1,000-POINT CLUB

| | | |
|-----------------------|-------|---------|
| 1. Reggie Williams | 2,556 | 2004-08 |
| 2. Gay Elmore | 2,422 | 1983-87 |
| 3. Ron Carter | 2,228 | 1974-78 |
| 4. Stan Okoye | 2,146 | 2009-13 |
| 5. Chavis Holmes | 2,065 | 2005-09 |
| 6. Keith Gabriel | 1,925 | 2008-12 |
| 7. Austin Kenon | 1,767 | 2007-11 |
| 8. Travis Holmes | 1,733 | 2005-09 |
| 9. Ramon Williams | 1,630 | 1986-90 |
| 10. Damon Williams | 1,622 | 1986-90 |
| 11. Will Bynum | 1,606 | 1973-77 |
| 12. Radee Skipworth | 1,588 | 2000-04 |
| 13. John Krovic | 1,559 | 1973-77 |
| 14. Andy Kolesar | 1,460 | 1977-81 |
| 15. Cedric Wins | 1,459 | 1981-85 |
| 16. Lawrence Gullette | 1,367 | 1991-96 |
| 17. Jason Bell | 1,365 | 1995-99 |
| 18. Dave Montgomery | 1,329 | 1974-78 |
| 19. Charlie Schmaus* | 1,328 | 1963-66 |
| 20. Norm Halberstadt* | 1,315 | 1959-62 |
| 21. Dennis Johnson | 1,253 | 1977-81 |
| 22. Darren Sawyer | 1,219 | 1981-85 |
| 23. Matt Murrer | 1,200 | 2002-07 |
| 24. Bill Ralph* | 1,175 | 1951-54 |
| 25. Jonathan Penn | 1,153 | 1989-93 |
| 26. John Mitchell* | 1,150 | 1966-69 |
| 27. Lewis Preston | 1,146 | 1989-93 |
| 28. Darryl Faulkner | 1,121 | 1993-98 |
| 29. John Goode | 1,096 | 1977-81 |
| 30. Karl Klinar* | 1,078 | 1951-54 |
| 31. Nick Richardson | 1,075 | 1997-01 |
| 32. Aaron Demory | 1,069 | 1996-00 |
| 33. Jason Conley | 1,042 | 2000-03 |
| 34. Maurice Spencer | 1,039 | 1993-97 |
| 35. Bill Blair* | 1,023 | 1961-64 |
| 36. Greg Fittz | 1,006 | 1987-91 |

SCORING AVERAGE

| | | |
|---------------------|------|---------|
| 1. Reggie Williams | 22.8 | 2004-08 |
| 2. Gay Elmore | 21.4 | 1983-87 |
| 3. Norm Halberstadt | 21.2 | 1959-62 |
| 4. Charlie Schmaus* | 19.5 | 1963-66 |
| 5. Ron Carter | 19.2 | 1974-78 |
| 6. John Mitchell* | 17.7 | 1966-69 |
| 7. Stan Okoye | 17.4 | 2009-13 |
| 8. Chavis Holmes | 17.4 | 2005-09 |
| 9. Bill Blair* | 17.3 | 1961-64 |
| 10. Austin Kenon | 16.8 | 2007-11 |

REBOUNDS

| | | |
|---------------------|-------|---------|
| 1. Dave Montgomery | 1,068 | 1974-78 |
| 2. Stan Okoye | 962 | 2009-13 |
| 3. Bill Ralph* | 919 | 1951-54 |
| 4. Eric Mann | 841 | 1996-01 |
| 5. Reggie Williams | 820 | 2004-08 |
| 6. Ron Carter | 809 | 1974-78 |
| 7. Karl Klinar* | 760 | 1951-54 |
| 8. Charlie Schmaus* | 715 | 1963-66 |
| 9. Steve Powers* | 675 | 1965-68 |
| 10. Chuck Cotton | 661 | 1955-59 |

REBOUNDING AVERAGE

| | | |
|---------------------|------|---------|
| 1. Bill Ralph* | 12.9 | 1951-54 |
| 2. Karl Klinar* | 11.2 | 1951-54 |
| 3. Steve Powers* | 10.9 | 1965-68 |
| 4. Charlie Schmaus* | 10.5 | 1963-66 |
| 5. Dave Montgomery | 9.2 | 1974-78 |
| 6. Bill Coupland* | 8.8 | 1954-57 |
| 7. Bobby Watson* | 8.4 | 1961-64 |
| 8. Chuck Cotton | 8.4 | 1955-59 |
| 9. Eric Mann | 7.8 | 1996-01 |
| 10. Stan Okoye | 7.8 | 2009-13 |

FIELD GOAL PERCENTAGE

| | | |
|--------------------------|-------------|-------------------|
| 1. Dave Montgomery | .580 | 1974-78 |
| 2. D.J. Covington | .574 | 2010-Pres. |
| 3. Jeff Gausepohl* | .552 | 1962-65 |
| 4. Matt Murrer | .541 | 2003-07 |
| 5. Will Bynum | .528 | 1973-77 |
| 6. George Borojevich | .526 | 1973-77 |
| 7. Lewis Preston | .523 | 1989-93 |
| 8. Ron Carter | .518 | 1974-78 |
| 9. Mike Herndon | .516 | 1981-85 |
| 10. Mark Craft | .507 | 1986-90 |

FIELD GOALS MADE

| | | |
|--------------------|-----|---------|
| 1. Reggie Williams | 933 | 2004-08 |
| 2. Gay Elmore | 873 | 1982-87 |
| 3. Ron Carter | 870 | 1974-78 |
| 4. Stan Okoye | 788 | 2009-13 |
| 5. John Krovic | 666 | 1973-77 |

FIELD GOALS ATTEMPTED

| | | |
|--------------------|------|---------|
| 1. Reggie Williams | 1874 | 2004-08 |
| 2. Gay Elmore | 1858 | 1982-87 |
| 3. Ron Carter | 1679 | 1974-78 |
| 4. Stan Okoye | 1590 | 2009-13 |
| 5. Keith Gabriel | 1569 | 2008-12 |



Ron Carter held the career scoring record for eight seasons with his 2,228 points.

FREE THROW PERCENTAGE

| | | |
|---------------------|------|---------|
| 1. John Mitchell* | .866 | 1966-69 |
| 2. Andy Kolesar | .849 | 1977-81 |
| 3. Bobby Prince | .841 | 1992-96 |
| 4. Mike Manis | .837 | 1967-69 |
| 5. Gay Elmore | .816 | 1983-87 |
| 6. Austin Kenon | .814 | 2007-11 |
| 7. Robin Porter | .807 | 1964-66 |
| 8. Damon Williams | .806 | 1986-90 |
| 9. Jason Conley | .799 | 2001-03 |
| 10. Maurice Spencer | .783 | 1993-97 |

FREE THROWS MADE

| | | |
|--------------------|-----|---------|
| 1. Gay Elmore | 653 | 1982-87 |
| 2. Reggie Williams | 494 | 2004-08 |
| 3. Ron Carter | 488 | 1974-78 |
| 4. Stan Okoye | 441 | 2009-13 |
| 5. Chavis Holmes | 431 | 2005-09 |

FREE THROWS ATTEMPTED

| | | |
|--------------------|-----|---------|
| 1. Gay Elmore | 800 | 1982-87 |
| 2. Reggie Williams | 703 | 2004-08 |
| 3. Ron Carter | 671 | 1974-78 |
| 4. Stan Okoye | 665 | 2009-13 |
| 5. Chavis Holmes | 562 | 2005-09 |

3-POINT FG PERCENTAGE

| | | |
|--------------------------|-------------|-------------------|
| 1. Ramon Williams | .427 | 1986-90 |
| 2. Damon Williams | .419 | 1986-90 |
| 3. Percy Covington | .396 | 1988-92 |
| 4. Darryl Faulkner | .395 | 1993-98 |
| 5. Chavis Holmes | .385 | 2005-09 |
| 6. Austin Kenon | .384 | 2007-11 |
| 7. Bryan Woolsey | .380 | 1991-95 |
| 8. Michael Sparks | .355 | 2008-12 |
| 9. Rodney Glasgow | .355 | 2010-Pres. |
| 10. Lawrence Gullette | .349 | 1992-96 |



Gay Elmore scored 2,422 points in his four-year Keydet career, which stood as the school record for 22 years.

CAREER RECORDS



Richard Little is VMI's career leader with 608 assists.

3-POINT FG MADE

| | | |
|-------------------|-----|---------|
| 1. Austin Kenon | 349 | 2007-11 |
| 2. Keith Gabriel | 311 | 2008-12 |
| 3. Chavis Holmes | 306 | 2005-09 |
| 4. Michael Sparks | 227 | 2008-12 |
| 5. Ramon Williams | 206 | 1986-90 |

3-POINT FG ATTEMPTED

| | | |
|--------------------|-----|---------|
| 1. Keith Gabriel | 933 | 2008-12 |
| 2. Austin Kenon | 910 | 2007-11 |
| 3. Chavis Holmes | 795 | 2005-09 |
| 4. Reggie Williams | 649 | 2004-08 |
| 5. Michael Sparks | 640 | 2008-12 |

ASSISTS

| | | |
|--------------------|-----|-----------|
| 1. Richard Little | 608 | 2000-04 |
| 2. Mike Huffman | 480 | 1982-86 |
| 3. Bobby Prince | 452 | 1992-96 |
| 4. Percy Covington | 432 | 1988-92 |
| 5. Kelly Lombard | 383 | 1975-79 |
| 6. Ron Burks | 382 | 2008-12 |
| 7. Reggie Williams | 368 | 2004-08 |
| 8. Travis Holmes | 360 | 2005-09 |
| 9. Darryl Faulkner | 333 | 1993-98 |
| 10. Rodney Glasgow | 325 | 2010-Pres |

ASSISTS PER GAME

| | | |
|--------------------|-----|--------------|
| 1. Richard Little | 5.3 | 2001-04 |
| 2. Mike Huffman | 4.3 | 1983-86 |
| 3. Bobby Prince | 4.3 | 1992-96 |
| 4. Matt Coward | 4.0 | 2003-06 |
| 5. Darryl Faulkner | 4.0 | 1993-98 |
| 6. Percy Covington | 4.0 | 1989-92 |
| 7. Rodney Glasgow | 3.8 | 2010-Present |
| 8. Kelly Lombard | 3.4 | 1976-79 |
| 9. Reggie Williams | 3.3 | 2004-08 |
| 10. Ron Burks | 3.2 | 2008-12 |

BLOCKS

| | | |
|--------------------|-----|--------------|
| 1. Lewis Preston | 202 | 1990-93 |
| 2. Eric Mann | 184 | 1997-01 |
| 3. D.J. Covington | 166 | 2010-Present |
| 4. Tim Allmond | 110 | 2002-05 |
| 5. Mike Herndon | 103 | 1982-85 |
| Stan Okoye | 103 | 2009-13 |
| 7. Keith Gabriel | 99 | 2008-12 |
| 8. Matt Murrer | 89 | 2003-07 |
| 9. Stephen Sargent | 64 | 2007-11 |
| 10. Zach Batte | 62 | 1998-03 |

STEALS

| | | |
|--------------------|-----|---------|
| 1. Travis Holmes | 309 | 2005-09 |
| 2. Chavis Holmes | 304 | 2005-09 |
| 3. Jason Bell | 240 | 1995-99 |
| 4. Keith Gabriel | 212 | 2008-12 |
| 5. Percy Covington | 196 | 1989-92 |
| 6. Aaron Demory | 180 | 1996-00 |
| 7. Reggie Williams | 175 | 2004-08 |
| 8. Ron Burks | 170 | 2008-12 |
| 9. Willie Bell | 169 | 2005-09 |
| 10. Richard Little | 168 | 2001-04 |

STEALS PER GAME

| | | |
|--------------------|-----|---------|
| 1. Travis Holmes | 2.7 | 2005-09 |
| 2. Chavis Holmes | 2.6 | 2005-09 |
| 3. Jason Bell | 2.4 | 1994-99 |
| 4. Darryl Faulkner | 1.8 | 1993-98 |
| 5. Percy Covington | 1.8 | 1988-92 |

DOUBLE-FIGURE SCORING GAMES

| | | |
|--------------------|-----|---------|
| 1. Gay Elmore | 110 | 1983-87 |
| 2. Reggie Williams | 103 | 2004-08 |
| Stan Okoye | 103 | 2009-13 |
| 4. Ron Carter | 99 | 1974-78 |
| 5. Keith Gabriel | 96 | 2008-12 |
| 6. Chavis Holmes | 92 | 2005-09 |
| 7. Austin Kenon | 91 | 2007-11 |
| 8. Cedric Wins | 89 | 1981-85 |
| 9. John Krovic | 85 | 1973-77 |
| Radee Skipworth | 85 | 2000-04 |
| Travis Holmes | 85 | 2005-09 |

Current Leader - D.J. Covington, 40

20+ POINT SCORING GAMES

| | | |
|----------------------|----|--------------|
| 1. Gay Elmore | 68 | 1983-87 |
| 2. Reggie Williams | 64 | 2004-08 |
| 3. Ron Carter | 60 | 1974-78 |
| 4. Chavis Holmes | 54 | 2005-09 |
| 5. Stan Okoye | 49 | 2009-Present |
| 6. Keith Gabriel | 35 | 2008-12 |
| 7. Jason Conley | 34 | 2000-03 |
| 8. Norm Halberstadt* | 32 | 1959-62 |
| Damon Williams | 32 | 1986-90 |
| Austin Kenon | 32 | 2007-11 |

Current Leader - D.J. Covington, 8

30+ POINT SCORING GAMES

| | | |
|----------------------|----|---------|
| 1. Reggie Williams | 28 | 2004-08 |
| 2. Gay Elmore | 15 | 1983-87 |
| 3. Jason Conley | 12 | 2000-02 |
| 4. Norm Halberstadt* | 10 | 1959-62 |
| Charlie Schmaus* | 10 | 1963-66 |
| 6. Ron Carter | 9 | 1974-78 |
| Stan Okoye | 9 | 2009-13 |
| 8. Keith Gabriel | 8 | 2008-12 |
| 9. Ramon Williams | 6 | 1986-90 |
| Austin Kenon | 6 | 2007-11 |

Current Leader - Rodney Glasgow/D.J. Covington, 1

CONSECUTIVE DOUBLE-FIGURE GAMES

| | | |
|-------------------|----|---------|
| 1. Damon Williams | 63 | 1988-90 |
| 2. Gay Elmore | 50 | 1986-87 |
| Reggie Williams | 50 | 2006-08 |
| 3. Jason Conley | 37 | 2001-02 |
| 4. Gay Elmore | 34 | 1984-85 |
| 5. Ron Carter | 33 | 1976-77 |
| 6. Ramon Williams | 31 | 1988-89 |
| 7. Ron Carter | 30 | 1977-78 |
| Chavis Holmes | 30 | 2007-09 |
| 9. John Mitchell | 29 | 1967-68 |
| 10. Jason Bell | 28 | 1998-99 |

MISCELLANEOUS RECORDS


MOST CONSECUTIVE FT MADE -

31, Gay Elmore, 1983-84

MOST CONSECUTIVE 20+ POINT GAMES-

19, Ron Carter, 1978

*- Three-year career, all others as indicated



Ramon Williams is the career leader in 3-Point FG Percentage and ranks seventh in career scoring.

ANNUAL LEADERS

| Year | SCORING | | REBOUNDING | | FIELD GOAL PCT. | | | FREE THROW PCT. | | | | |
|---------|-------------------|------|------------|-------------------|-----------------|------|------------------|-----------------|---------|------------------|---------|---------|
| | Leader | Pts. | Avg. | Leader | Reb. | Avg. | Leader | FG Pct. | FG-FGA | Leader | FT Pct. | FT-FTA |
| 1953-54 | Bill Ralph | 447 | 19.4 | Bill Ralph | 330 | 14.3 | Karl Klinar | .413 | 124-300 | Don Colwell | .739 | 68-92 |
| 1954-55 | Bobby Williamson | 280 | 12.2 | Bobby Williamson | 316 | 13.7 | Bobby Williamson | .466 | 83-178 | Frank Walter | .826 | 53-64 |
| 1955-56 | Bill Coupland | 314 | 13.7 | Bill Coupland | 181 | 7.9 | Bill Coupland | .432 | 115-266 | Don Nyma | .714 | 70-98 |
| 1956-57 | Bill Coupland | 334 | 12.8 | Chuck Cotton | 224 | 9.7 | Ralph Lawson | .456 | 104-228 | Dave Goode | .708 | 75-106 |
| 1957-58 | Chuck Cotton | 226 | 13.3 | Chuck Cotton | 152 | 8.9 | Ralph Lawson | .445 | 109-245 | Ralph Lawson | .649 | 61-94 |
| 1958-59 | Chuck Cotton | 272 | 16.0 | Chuck Cotton | 135 | 7.9 | Chuck Cotton | .414 | 99-239 | Ralph Lawson | .850 | 68-80 |
| 1959-60 | Norm Halberstadt | 372 | 18.6 | Joe Gedro | 195 | 9.8 | Roy Quinn | .432 | 98-227 | Roy Quinn | .776 | 52-67 |
| 1960-61 | Norm Halberstadt | 495 | 22.5 | Frank Oley | 163 | 7.8 | Norm Halberstadt | .409 | 200-489 | Norm Halberstadt | .754 | 68-80 |
| 1961-62 | Norm Halberstadt | 448 | 22.4 | Bobby Watson | 218 | 9.1 | John Yurachek | .475 | 76-160 | Norm Halberstadt | .733 | 66-90 |
| 1962-63 | Bill Blair | 418 | 19.9 | John Yurachek | 180 | 9.0 | Jeff Gausepohl | .556 | 70-126 | Bill Blair | .812 | 82-101 |
| 1963-64 | Bill Blair | 432 | 18.0 | Bobby Watson | 218 | 9.1 | Jeff Gausepohl | .547 | 70-128 | Jeff Gausepohl | .769 | 93-121 |
| 1964-65 | Charlie Schmaus | 389 | 18.5 | Charlie Schmaus | 235 | 11.2 | Jeff Gausepohl | .554 | 72-130 | John Prosser | .795 | 62-78 |
| 1965-66 | Charlie Schmaus | 595 | 25.9 | Charlie Schmaus | 265 | 11.5 | John Hartung | .471 | 73-155 | Robin Porter | .816 | 129-158 |
| 1966-67 | John Kemper | 297 | 14.1 | Steve Powers | 318 | 15.1 | John Mitchell | .435 | 117-269 | John Mitchell | .865 | 45-52 |
| 1967-68 | John Kemper | 383 | 18.2 | Steve Powers | 285 | 13.6 | John Mitchell | .459 | 134-292 | John Mitchell | .864 | 70-81 |
| 1968-69 | John Mitchell | 533 | 23.2 | Denny Clark | 174 | 7.6 | John Mitchell | .483 | 217-449 | John Mitchell | .868 | 99-114 |
| 1969-70 | Jan Essenburg | 348 | 13.9 | Fred Allison | 184 | 7.4 | Jim Gillespie | .479 | 80-167 | Jerry Renfro | .728 | 83-114 |
| 1970-71 | Jan Essenburg | 411 | 15.8 | Jan Essenburg | 168 | 6.5 | Jim Sefick | .452 | 118-261 | Jerry Renfro | .791 | 53-67 |
| 1971-72 | Charlie Tyler | 316 | 12.6 | Bob Frank | 203 | 8.1 | David Lester | .466 | 88-189 | Bob Frank | .688 | 75-109 |
| 1972-73 | Gordie Rawlyk | 254 | 9.8 | Charlie Tyler | 177 | 6.8 | David Lester | .511 | 92-180 | Steve Chapin | .806 | 50-62 |
| 1973-74 | John Krovic | 345 | 14.4 | Charlie Tyler | 159 | 6.6 | John Krovic | .488 | 156-320 | Will Bynum | .738 | 48-65 |
| 1974-75 | John Krovic | 389 | 15.0 | Dave Montgomery | 269 | 10.3 | Dave Montgomery | .569 | 116-204 | Will Bynum | .808 | 59-73 |
| 1975-76 | Ron Carter | 574 | 17.9 | Dave Montgomery | 265 | 8.3 | Dave Montgomery | .563 | 126-224 | John Krovic | .875 | 70-80 |
| 1976-77 | Ron Carter | 613 | 20.4 | Dave Montgomery | 267 | 8.9 | Dave Montgomery | .652 | 161-247 | Will Bynum | .767 | 115-150 |
| 1977-78 | Ron Carter | 736 | 26.3 | Dave Montgomery | 267 | 9.5 | Ron Carter | .532 | 274-515 | Ron Carter | .825 | 188-228 |
| 1978-79 | Andy Kolesar | 399 | 14.8 | John Goode | 139 | 5.8 | John Goode | .509 | 112-220 | Andy Kolesar | .878 | 79-90 |
| 1979-80 | Andy Kolesar | 498 | 19.2 | John Goode | 203 | 7.5 | Andy Kolesar | .544 | 202-371 | Andy Kolesar | .879 | 94-107 |
| 1980-81 | Andy Kolesar | 376 | 13.9 | Geoff Hinshelwood | 156 | 6.0 | John Goode | .532 | 109-205 | Andy Kolesar | .805 | 66-82 |
| 1981-82 | Mark Vest | 425 | 16.3 | Mark Vest | 155 | 6.0 | Mark Vest | .469 | 168-358 | Mark Vest | .793 | 88-111 |
| 1982-83 | Darren Sawyer | 379 | 15.2 | Darren Sawyer | 124 | 5.0 | Cedric Wins | .450 | 158-351 | Cedric Wins | .750 | 75-100 |
| 1983-84 | Gay Elmore | 478 | 18.3 | Gay Elmore | 148 | 5.7 | Cedric Wins | .477 | 133-279 | Gay Elmore | .821 | 151-184 |
| 1984-85 | Gay Elmore | 579 | 20.0 | Darren Sawyer | 157 | 5.2 | Cedric Wins | .521 | 188-361 | Gay Elmore | .856 | 167-195 |
| 1985-86 | Gay Elmore | 637 | 22.8 | Mark Current | 166 | 6.1 | Darrin McDonald | .484 | 177-366 | Gay Elmore | .828 | 173-209 |
| 1986-87 | Gay Elmore | 713 | 25.5 | Mark Current | 214 | 7.6 | Mark Current | .542 | 173-319 | Gay Elmore | .763 | 158-207 |
| 1987-88 | Damon Williams | 488 | 16.3 | Bobby Gardner | 202 | 6.7 | Lennon Mings | .514 | 91-177 | Damon Williams | .817 | 76-93 |
| 1988-89 | Ramon Williams | 523 | 18.7 | Mark Craft | 234 | 8.4 | Mark Craft | .559 | 109-195 | Damon Williams | .802 | 93-116 |
| 1989-90 | Damon Williams | 579 | 20.7 | Mark Craft | 249 | 8.6 | Percy Covington | .516 | 83-161 | Ramon Williams | .824 | 70-85 |
| 1990-91 | Greg Fittz | 485 | 17.3 | Greg Fittz | 190 | 6.8 | Lewis Preston | .515 | 85-165 | Erek Perry | .745 | 82-110 |
| 1991-92 | Jonathan Penn | 539 | 19.3 | Lewis Preston | 205 | 7.6 | Lewis Preston | .545 | 189-347 | Jonathan Penn | .777 | 129-166 |
| 1992-93 | Lewis Preston | 450 | 16.7 | Lewis Preston | 193 | 7.1 | Lewis Preston | .504 | 177-351 | Lewis Preston | .800 | 96-120 |
| 1993-94 | Lawrence Gullette | 271 | 11.3 | Jonathan Goodman | 237 | 8.5 | Jonathan Goodman | .493 | 113-229 | Jonathan Goodman | .640 | 71-111 |
| 1994-95 | Lawrence Gullette | 442 | 16.4 | Lawrence Gullette | 175 | 6.5 | Bobby Prince | .439 | 94-214 | Bobby Prince | .855 | 100-117 |
| 1995-96 | Lawrence Gullette | 444 | 15.9 | Brent Conley | 236 | 8.4 | Lester Johnson | .514 | 91-177 | Bobby Prince | .838 | 93-111 |
| 1996-97 | Maurice Spencer | 405 | 15.0 | Eric Mann | 113 | 4.8 | Jason Bell | .460 | 91-198 | Maurice Spencer | .779 | 60-77 |
| 1997-98 | Jason Bell | 439 | 16.3 | Eric Mann | 191 | 7.3 | Aaron Demory | .488 | 103-211 | Darryl Faulkner | .812 | 69-85 |
| 1998-99 | Jason Bell | 492 | 18.9 | Aaron Demory | 164 | 6.3 | Jason Bell | .467 | 179-383 | Jason Bell | .734 | 102-139 |
| 1999-00 | Nick Richardson | 302 | 12.6 | Eric Mann | 229 | 7.9 | Aaron Demory | .520 | 130-250 | Nick Richardson | .614 | 70-114 |
| 2000-01 | Eric Mann | 377 | 13.5 | Eric Mann | 294 | 10.5 | Eric Mann | .516 | 130-252 | Eric Mann | .597 | 117-196 |
| 2001-02 | Jason Conley | 820 | 29.3 | Jason Conley | 224 | 8.0 | Radee Skipworth | .473 | 151-319 | Jason Conley | .818 | 171-209 |
| 2002-03 | Radee Skipworth | 558 | 18.6 | Radee Skipworth | 173 | 5.8 | Radee Skipworth | .463 | 208-449 | Radee Skipworth | .665 | 109-164 |
| 2003-04 | Radee Skipworth | 367 | 16.0 | Radee Skipworth | 143 | 6.2 | Matt Murrer | .582 | 106-182 | Radee Skipworth | .713 | 77-108 |
| 2004-05 | Reggie Williams | 419 | 15.5 | Preston Beverly | 138 | 5.1 | Reggie Williams | .431 | 134-357 | Reggie Williams | .796 | 78-98 |
| 2005-06 | Reggie Williams | 514 | 19.0 | Matt Murrer | 212 | 7.9 | Matt Murrer | .650 | 130-200 | Reggie Williams | .750 | 126-168 |
| 2006-07 | Reggie Williams | 928 | 28.1 | Reggie Williams | 263 | 8.0 | Reggie Williams | .531 | 338-636 | Chavis Holmes | .744 | 131-176 |
| 2007-08 | Reggie Williams | 695 | 27.8 | Reggie Williams | 242 | 9.7 | Reggie Williams | .528 | 269-509 | Travis Holmes | .773 | 116-150 |
| 2008-09 | Chavis Holmes | 681 | 22.0 | Travis Holmes | 166 | 6.1 | Chavis Holmes | .512 | 212-414 | Chavis Holmes | .829 | 174-210 |
| 2009-10 | Austin Kenon | 535 | 18.4 | Stan Okoye | 192 | 6.6 | Stan Okoye | .520 | 159-306 | Austin Kenon | .842 | 133-158 |
| 2010-11 | Austin Kenon | 514 | 18.4 | Stan Okoye | 249 | 8.0 | D.J. Covington | .615 | 96-156 | Austin Kenon | .844 | 119-141 |
| 2011-12 | Keith Gabriel | 576 | 17.5 | Stan Okoye | 231 | 7.2 | Stan Okoye | .519 | 200-385 | Michael Sparks | .775 | 69-89 |
| 2012-13 | Stan Okoye | 666 | 21.5 | Stan Okoye | 290 | 9.4 | D.J. Covington | .560 | 190-339 | Rodney Glasgow | .825 | 66-80 |

Minimums- FG %: Three Made Per Game; FT %: Two Made Per Game

CAMERON HALL RECORDS

■ TEAM

MOST POINTS:156, VMI vs. Columbia Union, Nov. 28, 2007;
.....156, VMI vs. Virginia Intermont, Nov. 15, 2006

FEWEST POINTS:32, VMI vs. Coastal Carolina, Jan. 26, 2004

MOST POINTS TWO TEAMS: ..271 (VMI 144, Southern Virginia 127), Nov. 20, 2006

FEWEST POINTS TWO TEAMS:81, Coastal Carolina 49 VMI 32, Jan. 26, 2004

MOST FIELD GOALS MADE:60, VMI vs. Virginia Intermont, Nov. 15, 2006

FEWEST FIELD GOALS MADE:10, VMI vs. Coastal Carolina, Jan. 26, 2004

MOST FIELD GOALS ATTEMPTED: ..118, VMI vs. Virginia Intermont, Nov. 15, 2006

MOST 3-PT FIELD GOALS MADE:24, VMI vs. Southern Virginia, Jan. 29, 2009

MOST 3-PT FIELD GOALS ATTEMPTED:63, VMI vs. West Virginia Wesleyan, Nov. 18, 2009

MOST FREE THROWS MADE:37, VMI vs. Marshall, Feb. 17, 1996; VMI vs. Radford, Dec. 2, 1995

MOST FREE THROWS ATTEMPTED:51, VMI vs. Radford, Dec. 2, 1995

MOST FREE THROWS MADE TWO TEAMS:54, VMI vs. Winthrop, Dec. 2, 2010; VMI vs. Radford, Dec. 2, 1995; VMI vs. Marshall, Feb. 21, 1983

MOST FREE THROWS ATTEMPTED TWO TEAMS:83, VMI vs. South Carolina State, Dec. 11, 2006

FEWEST FREE THROWS MADE:1, Army vs. VMI, Nov. 21, 2005

FEWEST FREE THROWS ATTEMPTED:2, VMI vs. Roanoke, Dec. 9, 1987; Army vs. VMI, Nov. 21, 2005

MOST PERSONAL FOULS:38, Averett vs. VMI, Dec. 7, 1983

MOST PERSONAL FOULS TWO TEAMS:59, VMI vs. South Carolina State, Dec. 11, 2006

MOST OVERTIME PERIODS:3, VMI vs. Furman, Jan. 21, 1989

BEST FIELD GOAL PERCENTAGE:72.7%, Bridgewater vs. VMI, Jan. 18, 2007

BEST 3-PT FIELD GOAL PERCENTAGE:87.5%, VMI (7-for-8) vs. W. Carolina, Feb. 13, 1989

BEST FREE THROW PERCENTAGE: 100%, (16-for-16) Richmond vs. VMI, Feb. 2, 1989

MOST REBOUNDS:72, West Virginia Wesleyan vs. VMI, Nov. 18, 2009

MOST ASSISTS:39, VMI vs. Virginia Intermont, Nov. 15, 2006

MOST STEALS:35, VMI vs. Virginia Intermont, Nov. 15, 2006

MOST BLOCKED SHOTS:13, VMI vs. Southern Virginia, Nov. 23, 2010

HIGHEST SCORING HALF:85, VMI vs. Central Penn (2nd), Nov. 29, 2010

LOWEST SCORING HALF:14, Southern Virginia vs. VMI, Nov. 22, 2004

LARGEST MARGIN OF VICTORY:65, VMI vs. Columbia Union, Nov. 14, 2007

FEWEST TURNOVERS:5, VMI vs. William & Mary, Feb. 11, 1987; VMI vs. The Citadel, Feb. 7, 1987; Western Carolina vs. VMI, Jan. 25, 1986; VMI vs. The Citadel, Feb. 25, 1985; VMI vs. William & Mary, Feb. 6, 1985

■ INDIVIDUAL

MOST POINTS:45, Reggie Williams (VMI) vs. Virginia Intermont, Nov. 15, 2006

MOST FIELD GOALS MADE:19, Reggie Williams (VMI) vs. Southern Virginia, Jan. 8, 2008

.....19, Dwayne Jackson (Charleston Southern) vs. VMI, Jan. 13, 2007

MOST FIELD GOALS ATTEMPTED:31, Dwayne Jackson(Charleston Southern) vs. VMI, Jan. 13, 2007

BEST FIELD GOAL PERCENTAGE:100%, (8-for-8) Charles Jones (Marshall) Feb. 11, 1982

MOST 3-PT. FIELD GOALS MADE:10, Shawn Moore (Marshall) vs. VMI, Jan. 16, 1995

MOST 3-PT FIELD GOALS ATTEMPTED:23, Shawn Moore (Marshall) vs. VMI, Jan. 16, 1995

BEST 3-PT FIELD GOAL PERCENTAGE:100%, (5-for-5) Ramon Williams (VMI) vs. Western Carolina, Feb. 13, 1989

MOST FREE THROWS MADE:19, Gay Elmore (VMI) vs. Davidson Feb. 24, 1986

MOST FREE THROWS ATTEMPTED:20, Gay Elmore (VMI) vs. Davidson Feb. 24, 1986

BEST FREE THROW PERCENTAGE:100%, (12-for-12) Gerry Born (Davidson) Jan. 21, 1985

MOST REBOUNDS:22 (tie), Calvin Henry (Mercer) vs. VMI, Dec. 9, 2006

.....Art Parakhouski (Radford) vs. VMI, Feb. 2, 2010

MOST ASSISTS:13, Ron Burks (VMI) vs. Lynchburg, Nov. 30, 2009

MOST STEALS:11, Travis Holmes (VMI) vs. Bridgewater, Jan. 18, 2007

MOST BLOCKED SHOTS:9, Eric Mann vs. The Citadel, Jan. 15, 2000

.....9, D.J. Covington vs. Southern Virginia, Nov. 23, 2010

HIGHEST SCORING HALF:30, Reggie Williams (VMI) vs. Charleston Southern, Jan. 13, 2007

■ CAMERON HALL FACTS

YEAR OPENED:1981

RESULT OF FIRST GAME:VMI 49 Virginia 76, Dec. 5, 1981 (Attn. 4,460)

FIRST VMI VICTORY:VMI 67 Appalachian St. 62 (OT) Jan. 30, 1982

FIRST VMI DEFEAT:VMI 49, Virginia 76, Dec. 5, 1981 (Attn. 4,460)

LARGEST HOME CROWDS:5,029 - Jan. 17, 2009 (Liberty 91, VMI 80)

.....4,950 - Dec. 15, 1997 (North Carolina 105, VMI 61)

.....4,744 - Feb. 21, 2009 (Radford 97, VMI 90)

.....4,460 - Dec. 5, 1981 (Virginia 76, VMI 49)

.....4,219 - Jan. 19, 2008 (UNC Asheville 90, VMI 87-OT)

.....4,140 - Nov. 28, 1995 (VMI 100, Washington & Lee 62)

.....4,117 - Feb. 2, 2013 (UNC Asheville 90, VMI 79)

.....4,109 - Dec. 4, 2001 (Virginia 89, VMI 70)

.....4,084 - Feb. 7, 2009 (VMI 94, Gardner-Webb 88)

.....3,975 - Feb. 19, 1996 (Davidson 95, VMI 76)

ALL-TIME ARENA RECORD:239-185 (.566) - 30 seasons

TEAM AWARD WINNERS

John E. Kemper '68 Award

(Most Valuable Player)

- 2006 Reggie Williams
- 2007 Reggie Williams
- 2008 Reggie Williams
- 2009 Chavis Holmes
- 2010 Austin Kenon
- 2011 Keith Gabriel

Roger E. Towne '36 Award

(Most Outstanding Senior)

- 1966 Charlie Schmaus
- 1967 Not Awarded
- 1968 Steve Powers & John Kemper
- 1969 Johnny Mitchess
- 1970 Jim Gillespie
- 1971 Jan Essenberg
- 1972 Not Awarded
- 1973 Not Awarded
- 1974 Not Awarded
- 1975 Steve Chapin
- 1976 Curt Reppart
- 1977 Will Bynum
- 1978 Ron Carter
- 1979 Kelly Lombard
- 1980 Steve Wagner
- 1981 John Goode
- 1982 Bill Nivison
- 1983 Gary Mackin
- 1984 Tom Joynes
- 1985 Cedric Wins
- 1986 Mike Huffman
- 1987 Gay Elmore
- 1988 Bobby Gardner
- 1989 Steven Dorsey
- 1990 Damon & Ramon Williams
- 1991 Greg Fittz
- 1992 Percy Covington
- 1993 Lewis Preston
- 1994 Jonathan Goodman
- 1995 Not Awarded
- 1996 Lawrence Gullette & Bobby Prince
- 1997 Maurice Spencer
- 1998 Darryl Faulkner
- 1999 Jason Bell
- 2000 Aaron Demory
- 2001 Eric Mann
- 2002 Not Awarded
- 2003 Ben Rand
- 2004 Radee Skipworth
- 2005 Tim Allmond
- 2006 Chavis Holmes*
- 2007 Matt Murrer
- 2008 Adam Lonon^
- 2009 Adam Lonon^
- 2010 Not Awarded

*- Awarded to Top Freshman in 2006

^- Awarded to Outstanding Cadet-Athlete from 2008-09

Robert W. Wentz Jr. '54 Award

(Spirit of VMI)

- 1991 Thad Tegtmeier
- 1992 Charlie Petzold
- 1993 Juan Banks
- 1996 Lester Johnson
- 1997 B.J. Grinage
- 1998 Mike Spinelli
- 1999 Matt Matheny
- 2000 Andre Quarles

- 2001 Nick Richardson
- 2002 Renard Phillips
- 2003 Mike Gilbert
- 2004 Richard Little
- 2005 Sam Mielnik
- 2006 Fred Robinson
- 2007 Jack Castleberry
- 2008 Carl Josey
- 2009 Ron Burks
- 2010 Nick Gore
- 2011 Ron Burks

Robert L. Watson '64 Award

(Leading Rebounder Award)

- 1978 Dave Montgomery
- 1979 John Goode
- 1980 John Goode
- 1981 Geoff Hinshelwood
- 1982 Mark Vest
- 1983 Mike Herndon
- 1984 Gay Elmore
- 1985 Darren Sawyer
- 1986 Mark Current
- 1987 Mark Current
- 1988 Bobby Gardner
- 1989 Mark Craft
- 1990 Mark Craft
- 1991 Greg Fittz
- 1992 Lewis Preston
- 1993 Lewis Preston
- 1994 Jonathan Goodman
- 1995 Lawrence Gullette
- 1996 Brent Conley
- 1997 Eric Mann
- 1998 Eric Mann
- 1999 Aaron Demory
- 2000 Eric Mann
- 2001 Eric Mann
- 2002 Jason Conley
- 2003 Zach Batte
- 2004 Sam Mielnik
- 2005 Preston Beverly
- 2006 Matt Murrer
- 2007 Reggie Williams
- 2008 Reggie Williams
- 2009 Travis Holmes
- 2010 Stan Okoye
- 2011 Stan Okoye

Giles H. Miller '24 Award

(Most Outstanding Sophomore, 1972-2005)

(Most Improved Player, 2006-2010)

(Team Before Self - 2011)

- 1972 David Lester
- 1973 Steve Chapin
- 1974 Curt Reppart
- 1975 Will Bynum
- 1976 Ron Carter
- 1977 Kelly Lombard
- 1978 Steve Wagner
- 1979 Andy Kolesar
- 1980 Bill Nivison
- 1981 Ed Kluckowski
- 1982 Tony Yelverton
- 1983 Darren Sawyer
- 1984 Mike Huffman
- 1985 Gay Elmore
- 1986 Bobby Gardner
- 1987 Nennon Mings
- 1988 Damon & Ramon Williams

- 1989 Greg Fittz
- 1990 Percy Covington
- 1991 Lewis Preston
- 1992 Jonathan Goodman
- 1993 Bryan Woolsey
- 1994 Lawrence Gullette
- 1995 Not Awarded
- 1996 Bryan Taueg
- 1997 Jason Bell
- 1998 Aaron Demory
- 1999 Nick Richardson
- 2002 Radee Skipworth
- 2003 Tim Allmond & Preston Beverly
- 2004 Tadas Mankevicius
- 2005 Matt Coward
- 2006 Matt Murrer
- 2007 Fred Robinson
- 2008 Chavis Holmes
- 2009 Willie Bell
- 2010 Rodney Glasgow
- 2011 Wayne Whiting

GTE/CoSIDA Academic All-Americans

- 1980 Andy Kolesar
- 1981 Andy Kolesar
- 1995 Bobby Prince (Third team)
- 1996 Bobby Prince (Third team)

GTE/CoSIDA Academic All-District III

- 1991 Charlie Petzold
- 1995 Bobby Prince
- 1996 Bobby Prince

SoCon Academic Honor Roll

- 1989 Kenny Johnson
Charlie Petzold
- 1990 Kenny Johnson
Charlie Petzold
- 1991 Charlie Petzold
Bobby Prince
- 1993 Bryan Woolsey
Bobby Prince
- 1994 Bobby Prince
Bryan Woolsey
- 1995 Bobby Prince
Bryan Woolsey
- 1996 Lester Johnson
Bobby Prince
Mike Spinelli

- 1998 Richard Bruce
Mike Spinelli
- 2002 Zach Batte
- 2003 Zach Batte
Isaac Cecil
Tadas Mankevicius

Big South Conference Presidential Honor Roll

- 2004 Tadas Mankevicius
Fred Robinson
- 2005 Tadas Mankevicius
Fred Robinson
- 2006 Tadas Mankevicius
Fred Robinson
- 2007 Adam Lonon
Fred Robinson
- 2008 Joey Cantafio
Adam Lonon
- 2009 Carl Josey
Adam Lonon
- 2010 Stan Okoye
- 2011 Stan Okoye
Joe Carr

Big South Conference Scholar-Athlete Team

- 2004 Tadas Mankevicius
- 2005 Tadas Mankevicius
- 2006 Tadas Mankevicius
- 2007 Fred Robinson
- 2008 Adam Lonon
- 2011 Stan Okoye

NCAA Post-Graduate Scholarship Recipients

- 1969 Johnny Mitchell
- 1971 Jan Essenburg
- 1977 Will Bynum
- 1981 Andy Kolesar
- 1987 Gay Elmore
- 1996 Bobby Prince

All years listed are first year of season, E.G. 2011 is 2011-12 season. No team awards were given out for the 2012-13 season.



Dave Montgomery was the first recipient of the Robert L. Watson '64 award.

CONFERENCE HISTORY

BIG SOUTH CONFERENCE (2003-PRESENT)

■ BIG SOUTH STANDINGS

| | W | L | Finish |
|---------|----|----|-----------|
| 2003-04 | 4 | 12 | 7th |
| 2004-05 | 3 | 13 | 9th |
| 2005-06 | 2 | 14 | 9th |
| 2006-07 | 5 | 9 | 6th |
| 2007-08 | 6 | 8 | T-5th |
| 2008-09 | 13 | 5 | 2nd |
| 2009-10 | 5 | 13 | 8th |
| 2010-11 | 10 | 8 | 4th |
| 2011-12 | 8 | 10 | 7th |
| 2012-13 | 8 | 8 | North-2nd |

■ ALL-BIG SOUTH CONFERENCE

| | |
|--------|----------------------------|
| 2004 - | Radee Skipworth (2nd team) |
| 2006- | Reggie Williams (2nd team) |
| 2007- | Reggie Williams (1st team) |
| 2008- | Reggie Williams (1st team) |
| | Chavis Holmes (2nd team) |
| 2009- | Chavis Holmes (1st team) |
| | Travis Holmes (2nd team) |
| 2011- | Austin Kenon (1st team) |
| 2012 - | Stan Okoye (2nd team) |
| 2013 - | Stan Okoye (1st team) |

■ BIG SOUTH PLAYER OF THE YEAR

2013 - Stan Okoye

■ DEFENSIVE PLAYER OF THE YEAR

2007- Travis Holmes
2013 - D.J. Covington

■ DEFENSIVE PLAYER OF THE YEAR

2007- Travis Holmes
2013 - D.J. Covington

■ FRESHMAN OF THE YEAR

2011- D.J. Covington

■ ALL-FRESHMAN TEAM

2005- Reggie Williams
2006- Travis Holmes
2011- D.J. Covington
Rodney Glasgow

■ ALL-BIG SOUTH TOURNAMENT

2007- Reggie Williams, Travis Holmes
2009- Chavis Holmes, Austin Kenon
2011 - Keith Gabriel, Stan Okoye

■ VaSID HONORS

2011 Freshman of the Year -
D.J. Covington
2011 All-State Honorable Mention-
Austin Kenon
2012 - All-State Honorable Mention
Stan Okoye

VMI IN THE BIG SOUTH CHAMPIONSHIP

2003-04 High Point 75, VMI 43

Danny Gathings had 18 points, and High Point's defense held VMI to 15 points in the first half to spoil the Keydets' Big South postseason debut and hand VMI a 75-43 loss March 2, 2004 in High Point, N.C.

2006-07 VMI 79, Liberty 78

VMI 91, High Point 81

Winthrop 84, VMI 81

In one of the great runs in recent Keydet athletic history, a simple defensive change helped VMI advance to its first Big South Championship final. By moving to a more traditional defense and away from the patented VMI pressure, VMI befuddled a Liberty team that won both games during the regular season, and then did the same to High Point two days later. In the process, the Keydets ended the collegiate careers of Liberty's Larry Blair and High Point's Arizona Reid, two of the best players in Big South history, but VMI's time ran out in Rock Hill, S.C. on March 3, 2007. That day, the Keydets nearly knocked off a Winthrop team that went on to win an NCAA First Round game (and become the first Big South team to ever do so), but a Reggie Williams fall-away three-pointer as time expired was wide-right and VMI fell just short.

2007-08 Liberty 103, VMI 88

After VMI defeated Liberty in the first round the prior season, ending the career of perhaps the best player in Flames' history, Liberty returned the favor the following year. By defeating VMI 103-88 in the tournament's opening round, Liberty ended the collegiate career of Reggie Williams, who retired as (and remains) the Big South's all-time leading scorer with 2,556 points.

2008-09 VMI 96, Coastal Carolina 76

VMI 78, Liberty 58

Radford 108, VMI 94

For the second time in three years, the Keydets made a deep run in the conference tournament. The run began at home, as VMI won the first postseason game ever played at Cameron Hall, and the first such game played in Lexington since 1978, by defeating Coastal Carolina 96-76. VMI then defeated Liberty 78-58 in Radford, moving on to the conference finals. The defense of Ron Burks was key to both wins, as the then-freshman helped shut down CCU's Joseph Harris and LU's Seth Curry. Unfortunately for VMI, Art

Parakhouski had 26 points and 18 rebounds for the Highlanders in the title game, overcoming Austin Kenon's championship game record 34 points and sending Radford to the NCAA Tournament.

2009-10 Coastal Carolina 82, VMI 73

After struggling through a 5-13 conference season, VMI drew the #8 seed for the conference tournament and a date with #1 Coastal Carolina. The Keydets fell 82-73 to end their year.

2010-11 VMI 78, Winthrop 73

Coastal Carolina 89, VMI 81

VMI earned its third trip to the conference semifinals in five years with a 78-73 win over Winthrop at Cameron Hall on March 1, but succumbed to top-seeded Coastal Carolina 89-81 in Conway, S.C. to end its season. The loss ended the career of Austin Kenon, VMI's all-time leading three-point shooter and #5 all-time leading scorer.

2011-12 VMI 55, Radford 53

VMI 85, Coastal Carolina 68

VMI 75, Winthrop 55

UNC Asheville 80, VMI 64

After earning the #7 seed in a somewhat disappointing regular season, VMI eked out a 55-53 win over Radford to open the 2011-12 Big South Championship. The Keydets then shocked #2 Coastal Carolina, a team that had beaten them by 17 just four days prior, before routing Winthrop to advance to the title game. A second-half UNC Asheville run, however, ended the stunning NCAA bid. It was VMI's third conference finals appearance in six years.

2012-13 VMI 90, Longwood 86

Charleston Southern 71, VMI 65

After grabbing a first-round bye late in the season, the Keydets had the #2 North seed and drew Longwood. A spirited Lancer squad, led by freshman Michael Kessens' 36 points and 16 rebounds (this would be Kessens' only BSC Tourney game, as he would transfer to Alabama the following season), gave the Keydets all they could handle, but BSC POTY Stan Okoye's 31 points and nine rebounds moved the Keydets to the next round. Charleston Southern, however, proved to be too much and the VMI season ended with a 71-65 loss.

**SOUTHERN CONFERENCE
(1924-2003)**

■ **SOCON STANDINGS**

(Since Conference Realignment)

| | W | L | Finish |
|---------|----|----|-----------|
| 1953-54 | 6 | 7 | 6th |
| 1954-55 | 4 | 9 | 8th |
| 1955-56 | 3 | 11 | 9th |
| 1956-57 | 1 | 13 | 10th |
| 1957-58 | 1 | 12 | 10th |
| 1958-59 | 2 | 11 | 9th |
| 1959-60 | 3 | 11 | 7th |
| 1960-61 | 3 | 11 | 8th |
| 1961-62 | 6 | 8 | 6th |
| 1962-63 | 6 | 10 | 7th |
| 1963-64 | 7 | 7 | 4th |
| 1964-65 | 5 | 9 | 8th |
| 1965-66 | 5 | 11 | 7th |
| 1966-67 | 4 | 12 | 9th |
| 1967-68 | 8 | 7 | 4th |
| 1968-69 | 3 | 11 | 8th |
| 1969-70 | 3 | 10 | 8th |
| 1970-71 | 1 | 11 | 7th |
| 1971-72 | 2 | 10 | 7th |
| 1972-73 | 3 | 9 | 8th |
| 1973-74 | 3 | 9 | 7th |
| 1974-75 | 6 | 6 | 4th (tie) |
| 1975-76 | 9 | 3 | 1st |
| 1976-77 | 8 | 2 | 1st (tie) |
| 1977-78 | 7 | 3 | 2nd |
| 1978-79 | 2 | 8 | 8th |
| 1979-80 | 6 | 10 | 6th (tie) |
| 1980-81 | 3 | 13 | 8th |
| 1981-82 | 1 | 15 | 9th |
| 1982-83 | 1 | 15 | 9th |
| 1983-84 | 4 | 12 | 9th |
| 1984-85 | 7 | 9 | 5th (tie) |
| 1985-86 | 5 | 11 | 7th |
| 1986-87 | 5 | 11 | 6th |
| 1987-88 | 6 | 10 | 7th |
| 1988-89 | 5 | 9 | 7th |
| 1989-90 | 7 | 7 | 4th (tie) |
| 1990-91 | 5 | 9 | 6th |
| 1991-92 | 3 | 11 | 6th (tie) |
| 1992-93 | 3 | 15 | 9th |
| 1993-94 | 2 | 16 | 10th |
| 1994-95 | 6 | 8 | 4th North |
| 1995-96 | 10 | 4 | 2nd North |
| 1996-97 | 7 | 7 | 4th North |
| 1997-98 | 8 | 7 | 3rd North |
| 1998-99 | 9 | 7 | 4th North |
| 1999-00 | 1 | 15 | 6th North |
| 2000-01 | 5 | 11 | 5th North |
| 2001-02 | 5 | 11 | 5th North |
| 2002-03 | 3 | 13 | 5th North |

■ **SOCON TOURNAMENT**

| | |
|------|---------------------------|
| 1954 | Richmond 84, VMI 66 |
| 1955 | West Virginia 73, VMI 66 |
| 1960 | West Virginia 90, VMI 83 |
| 1961 | West Virginia 89, VMI 71 |
| 1962 | VMI 76, Furman 61 |
| | Virginia Tech 70, VMI 66 |
| 1963 | Davidson 108, VMI 71 |
| 1964 | VMI 77, Furman 73 |
| | VMI 82, Davidson 81 |
| | VMI 61, GW 56 |
| 1965 | Davidson 86, VMI 73 |
| 1966 | West Virginia 95, VMI 80 |
| 1968 | Furman 62, VMI 52 |
| 1969 | Davidson 99, VMI 75 |
| 1970 | Davidson 72, VMI 46 |
| 1971 | William & Mary 69, VMI 65 |
| 1972 | Furman 126, VMI 80 |
| 1973 | Davidson 88, VMI 77 |
| 1974 | Richmond 69, VMI 59 |
| 1975 | VMI 85, Richmond 81 |

| | |
|------|-----------------------------|
| 1976 | Furman 94, VMI 81 |
| | VMI 71, Davidson 69 |
| | VMI 71, App. State 64 |
| | VMI 41, Richmond 33 |
| 1977 | VMI 88, East Carolina 77 |
| | VMI 69, App. State 67 (OT) |
| 1978 | VMI 95, Davidson 80 |
| | Marshall 76, VMI 71 |
| 1979 | App. State 73, VMI 63 |
| 1980 | Furman 87, VMI 75 |
| 1981 | UTC 89, VMI 63 |
| 1985 | VMI 65, W. Carolina 63 (OT) |
| | VMI 71, UTC 69 (OT) |
| | Marshall 70, VMI 65 |
| 1986 | Davidson 71, VMI 62 |
| 1987 | Davidson 92, VMI 63 |
| 1988 | VMI 78, Furman 73 |
| | VMI 79, ETSU 60 |
| | UTC 75, VMI 61 |
| 1989 | Furman 81, VMI 73 |
| 1990 | VMI 83, UTC 69 |
| | ETSU 99, VMI 94 |
| 1991 | App. State 100, VMI 72 |
| 1992 | UTC 84, VMI 49 |
| 1993 | Furman 76, VMI 51 |
| 1994 | VMI 84, Marshall 62 |
| | Davidson 71, VMI 61 |
| 1995 | Ga. Southern 94, VMI 71 |
| 1996 | VMI 91, Furman 89 (OT) |
| | W. Carolina 97, VMI 93 |
| 1997 | VMI 87, Furman 84 (OT) |
| | UTC 84, VMI 62 |
| 1998 | The Citadel 77, VMI 66 |
| 1999 | Furman 57, VMI 49 |
| 2000 | Wofford 81, VMI 72 |
| 2001 | Ga. Southern 76, VMI 59 |
| 2002 | The Citadel 80, VMI 70 |
| 2003 | VMI 62, Furman 56 |
| | VMI 66, Davidson 60 |
| | Chattanooga 77, VMI 58 |

■ **NCAA TOURNAMENT**

| | |
|------|------------------------------|
| 1964 | First Round - East Regionals |
| | Princeton 86, VMI 60 |
| 1976 | First Round - East Regionals |
| | VMI 81, Tennessee 75 |
| | Semifinals - East Regionals |
| | VMI 71, DePaul 66 (OT) |
| | Finals - East Regionals |
| | Rutgers 91, VMI 75 |
| 1977 | First Round - East Regionals |
| | VMI 73, Duquesne 66 |
| | Semifinals - East Regionals |
| | Kentucky 93, VMI 78 |

■ **ALL-SOUTHERN CONFERENCE**

| | |
|-------------------|------------------------|
| First Team | |
| 1964 | Bill Blair |
| 1965 | Charlie Schmaus |
| 1966 | Charlie Schmaus |
| 1976 | Ron Carter |
| 1977 | Ron Carter, Will Bynum |
| 1978 | Ron Carter |
| 1980 | Andy Kolesar |
| 1984 | Gay Elmore |
| 1985 | Gay Elmore |
| 1986 | Gay Elmore |
| 1987 | Gay Elmore |
| 1989 | Ramon Williams |
| 1990 | Damon Williams |
| 1996 | Lawrence Gullette |
| 1998 | Darryl Faulkner |
| 1999 | Jason Bell |
| 2001 | Eric Mann |
| 2002 | Jason Conley |

Second Team

| | |
|------|------------------------------|
| 1960 | Norm Halberstadt |
| 1961 | Norm Halberstadt |
| 1962 | Norm Halberstadt |
| 1963 | Bill Blair |
| 1965 | Joe Kruszewski |
| 1966 | Robin Porter |
| 1968 | John Kemper, Steve Powers |
| 1969 | John Mitchell |
| 1971 | Jan Essenburg |
| 1975 | John Krovic |
| 1976 | Will Bynum |
| 1978 | Dave Montgomery |
| 1980 | Andy Kolesar |
| 1985 | Cedric Wins |
| 1989 | Damon Williams |
| 1990 | Ramon Williams |
| 1991 | Greg Fitz |
| 1992 | Lewis Preston, Jonathan Penn |
| 1993 | Lewis Preston |
| 1995 | Lawrence Gullette |
| 1997 | Darryl Faulkner |
| 1998 | Jason Bell |
| 2003 | Radee Skipworth |

■ **ALL-SOCON TOURNAMENT TEAM**

| | |
|-------------------|--|
| First Team | |
| 1962 | Norm Halberstadt |
| 1964 | Bill Blair, Charlie Schmaus |
| 1966 | Charlie Schmaus |
| 1975 | Will Bynum |
| 1976 | Will Bynum, Ron Carter, John Krovic |
| 1977 | Ron Carter, Dave Montgomery, John Krovic |
| 1978 | Ron Carter |
| 1985 | Gay Elmore |
| 1988 | Damon Williams, Ramon Williams |
| 1990 | Damon Williams |
| 2003 | Radee Skipworth |

Second Team

| | |
|------|--|
| 1960 | Norm Halberstadt |
| 1964 | Joe Kruszewski |
| 1965 | John Prosser |
| 1977 | Will Bynum |
| 1985 | Cedric Wins, Darren Sawyer, Mike Huffman |
| 1988 | Bobby Gardner |
| 1990 | Ramon Williams |
| 1996 | Brent Conley, Maurice Spencer |

■ **SOCON TOURNAMENT MVP**

| | |
|------|-----------------|
| 1976 | Ron Carter |
| 1977 | Dave Montgomery |
| 1985 | Gay Elmore |

■ **ALL-SOCON FRESHMAN TEAM**

| | |
|------|---------------------------------|
| 1982 | Mark Vest, Cedric Wins |
| 1983 | Mike Huffman |
| 1984 | Gay Elmore |
| 1986 | Darrin McDonald |
| 1987 | Renard Johnson, Ramon Williams |
| 1989 | Percy Covington |
| 1992 | Bobby Jones |
| 1993 | Lawrence Gullette |
| 1994 | Darryl Faulkner, Warren Johnson |
| 1995 | Bryan Taueg |
| 1996 | Brent Conley |
| 2001 | Radee Skipworth |
| 2002 | Jason Conley |

■ **SOCON PLAYER OF THE YEAR**

| | |
|------|--------------|
| 1977 | Ron Carter |
| 1978 | Ron Carter |
| 1986 | Gay Elmore |
| 1987 | Gay Elmore |
| 2002 | Jason Conley |

■ **SOCON FRESHMAN OF THE YEAR**

| | |
|------|-----------------|
| 1982 | Mark Vest |
| 1983 | Mike Huffman |
| 1984 | Gay Elmore |
| 1986 | Darrin McDonald |
| 1987 | Renard Johnson |
| 1996 | Brent Conley |
| 2002 | Jason Conley |

■ **SOCON COACH OF THE YEAR**

| | |
|------|-----------------|
| 1977 | Charlie Schmaus |
| 1985 | Marty Fletcher |
| 1995 | Bart Bellairs |

■ **SOCON RECORD HOLDERS**

| | |
|---|--|
| Individual Records | |
| HIGHEST FIELD GOAL PCT. (GAME) - Lester Johnson, 1.000 (11-11), 1995 | |
| MOST REBOUNDS (GAME) - Bill Ralph, 31 vs Hampden-Sydney, 1954 | |

■ **SOCON TOURNAMENT RECORDS**

| | |
|--|--|
| Individual Records | |
| MOST BLOCKED SHOTS (GAME) 6, by Lewis Preston vs. Furman, 1993 (tied with two others) | |
| MOST ASSISTS (GAME) 13, Richard Little vs. Chattanooga, 2003 | |
| Team Records | |
| MOST 3-POINT FIELD GOALS (GAME) 17, by VMI vs. Western Carolina, 1996 | |
| FEWEST POINTS ALLOWED (GAME) 33, by VMI vs. Richmond, 1976 | |
| FEWEST FIELD GOALS ALLOWED (GAME) 12, by VMI vs. Richmond, 1976 | |
| FEWEST FREE THROWS ALLOWED (3 GAMES) - 16, by VMI, 1976 | |

YEAR-BY-YEAR RESULTS

1908-1909

Overall Record: 3-3
Head Coach: Pete Krebs

| | | |
|-------------------|---|-------|
| Baltimore YMCA | L | 23-25 |
| Staunton Military | W | 19-7 |
| Virginia | L | 14-33 |
| Randolph-Macon | W | 47-19 |
| at Virginia | L | 17-23 |
| Virginia Tech | W | 15-9 |
| 135-116 | | |

1909-1910 (2-5)

Overall Record: 2-5
Head Coach: F.J. Pratt

| | | |
|----------------------|---|-------|
| Davidson | W | 26-17 |
| Virginia | L | 17-22 |
| Lynchburg YMCA | L | 17-40 |
| Virginia Tech | L | 14-37 |
| Staunton Military | W | 32-15 |
| at Staunton Military | L | 19-39 |
| at Virginia | L | 21-56 |
| 146-226 | | |

1910-1911

Overall Record: 3-5
Head Coach: J. Mitchell

| | | |
|-------------------|---|-------|
| Roanoke | W | 20-8 |
| St. John's (Md.) | L | 11-33 |
| Maryland | L | 14-17 |
| Virginia | L | 8-35 |
| Tennessee | W | 21-19 |
| Virginia Tech | L | 18-35 |
| at Duke | L | 17-52 |
| at Lynchburg YMCA | W | 41-23 |
| 140-222 | | |

1911-1912

Overall Record: 6-5
Head Coach: Alpha Brummage

| | | |
|-----------------|---|-------|
| Lynchburg | L | 16-35 |
| Emory & Henry | L | 21-25 |
| Roanoke | W | 33-7 |
| Hampden-Sydney | W | 45-10 |
| Guilford | W | 18-11 |
| Virginia | L | 15-16 |
| Wake Forest | W | 23-14 |
| Lynchburg | L | 20-52 |
| at Roanoke | W | 34-19 |
| at Roanoke YMCA | L | 19-39 |
| Roanoke YMCA | W | 36-10 |
| 280-238 | | |

1912-1913

Overall Record: 8-4
Head Coach: Alpha Brummage

| | | |
|---------------------|---|-------|
| Lynchburg YMCA | W | 24-22 |
| South Carolina | W | 26-13 |
| at Roanoke | W | 44-6 |
| North Carolina | W | 55-6 |
| at St. John's (Md.) | L | 10-48 |
| at Georgetown | L | 11-26 |
| at Virginia | L | 15-38 |
| at Virginia Tech | W | 31-13 |
| Duke | W | 28-10 |
| George Washington | W | 28-12 |
| Virginia Christian | W | 48-6 |
| St. John's (Md.) | L | 20-24 |
| 340-224 | | |

1913-1914

Overall Record: 6-6
Head Coach: W.C. Raferty

| | | |
|--------------------------|---|-------|
| George Washington | L | 14-20 |
| South Carolina | W | 38-5 |
| Catholic | L | 12-19 |
| Maryland | W | 44-5 |
| Kentucky | W | 32-18 |
| Elon | L | 15-16 |
| Emory & Henry | W | 42-7 |
| vs. N.C. State (Neutral) | L | 20-29 |
| Wake Forest | W | 26-25 |
| vs. Virginia (Neutral) | L | 15-51 |

| | | |
|-----------------------------|---|-------|
| vs. Virginia Tech (Neutral) | L | 16-27 |
| at North Carolina | W | 37-29 |
| 311-251 | | |

1914-1915

Overall Record: 8-2
Head Coach: F.H. Gaeton

| | | |
|-----------------------------|---|-------|
| George Washington | W | 20-15 |
| Union Theological Seminary | W | 25-15 |
| Roanoke | W | 26-23 |
| vs. Virginia (Neutral) | L | 18-40 |
| Duke | W | 33-15 |
| Emory & Henry | W | 39-1 |
| Elon | W | 35-15 |
| vs. Virginia Tech (Neutral) | L | 21-22 |
| North Carolina | W | 28-24 |
| William & Mary | W | 24-13 |
| 269-189 | | |

1915-1916

Overall Record: 9-3
Head Coach: F.H. Gaeton

| | | |
|--------------------|---|-------|
| Virginia Christian | W | 64-18 |
| West Virginia | W | 28-19 |
| George Washington | W | 42-13 |
| Richmond | W | 38-17 |
| at Virginia | L | 26-39 |
| William & Mary | W | 45-18 |
| Elon | W | 47-20 |
| Duke | W | 34-20 |
| North Carolina | L | 23-25 |
| Wake Forest | L | 22-40 |
| N.C. State | W | 46-21 |
| at Virginia Tech | W | 25-19 |
| 440-269 | | |

1916-1917

Overall Record: 9-5
Head Coach: F.H. Gaeton

| | | |
|--------------------|---|-------|
| Virginia Christian | W | 79-12 |
| Hampden-Sydney | W | 20-14 |
| William & Mary | W | 42-20 |
| Richmond | W | 32-23 |
| Randolph-Macon | W | 30-16 |
| West Virginia | W | 32-29 |
| Virginia | W | 30-19 |
| Duke | L | 29-31 |
| N.C. State | W | 34-10 |
| at North Carolina | L | 22-33 |
| at Duke | L | 24-42 |
| at N.C. State | L | 22-29 |
| North Carolina | W | 47-34 |
| Virginia Tech | L | 22-37 |
| 465-349 | | |

1917-1918

Overall Record: 6-6
Head Coach: E.C. Abell

| | | |
|------------------------|---|-------|
| Lynchburg | L | 19-27 |
| Hampden-Sydney | W | 37-22 |
| vs. Davidson (Neutral) | W | 29-12 |
| Elon | L | 21-22 |
| at Virginia | L | 43-54 |
| William & Mary | W | 53-24 |
| Duke | W | 51-26 |
| Virginia | L | 25-26 |
| Virginia Tech | L | 26-31 |
| Tennessee | W | 41-19 |
| N.C. State | W | 35-18 |
| at Virginia Tech | L | 22-29 |
| 402-310 | | |

1918-1919

Overall Record: 8-6
Head Coach: E.C. Abell

| | | |
|--------------------|---|-------|
| Roanoke | L | 22-23 |
| Randolph-Macon | W | 51-13 |
| Virginia Christian | W | 75-6 |
| St. John's (Md.) | W | 31-19 |
| William & Mary | W | 66-6 |
| Virginia Tech | W | 31-19 |
| at Navy | L | 17-39 |
| Davidson | W | 60-10 |

| | | |
|-----------------------------|---|-------|
| North Carolina | L | 28-42 |
| at Virginia | W | 33-25 |
| at Virginia Tech | L | 20-32 |
| Duke | W | 32-19 |
| Virginia | L | 25-33 |
| vs. Virginia Tech (Neutral) | L | 24-30 |
| 515-316 | | |

1919-1920

Overall Record: 11-1
Head Coach: Pinky Spruhan

| | | |
|-----------------------------|---|-------|
| Roanoke YMCA | W | 54-18 |
| Hampden-Sydney | W | 40-2 |
| at Roanoke | W | 60-14 |
| Randolph-Macon | W | 53-10 |
| Virginia Tech | W | 31-25 |
| Auburn | W | 45-19 |
| vs. Virginia (Neutral) | W | 44-13 |
| West Virginia Wesleyan | W | 30-15 |
| at Virginia Tech | L | 14-23 |
| St. John's (Md.) | W | 36-10 |
| Duke | W | 46-13 |
| vs. Virginia Tech (Neutral) | W | 28-26 |
| 481-188 | | |

1920-1921

Overall Record: 16-1
Head Coach: Pinky Spruhan

| | | |
|-----------------------------|---|-------|
| Roanoke YMCA | W | 58-15 |
| Roanoke | W | 54-11 |
| Lynchburg Elks | W | 42-12 |
| Richmond | W | 57-18 |
| The Citadel | W | 71-8 |
| Virginia Tech | W | 45-21 |
| North Carolina | W | 38-23 |
| Lynchburg Elks | W | 28-27 |
| at Pennsylvania | L | 15-40 |
| Florida | W | 60-20 |
| St. John's (Md.) | W | 33-12 |
| Georgia Tech | W | 53-16 |
| vs. Duke (Neutral) | W | 66-11 |
| vs. Virginia (Neutral) | W | 31-15 |
| N.C. State | W | 45-20 |
| at Virginia Tech | W | 26-11 |
| vs. Virginia Tech (Neutral) | W | 27-25 |
| 749-305 | | |

1921-1922 (11-7)

Overall Record: 11-7
Head Coach: Pinky Spruhan

| | | |
|-----------------------------|---|-------|
| Lynchburg | W | 34-14 |
| Emory & Henry | W | 35-16 |
| Roanoke Elks | W | 49-20 |
| Hampden-Sydney | W | 44-8 |
| Virginia Tech | W | 30-20 |
| Elon | W | 41-18 |
| St. John's (Md.) | W | 40-24 |
| Tennessee | W | 26-19 |
| Virginia | L | 23-25 |
| Kentucky | W | 37-32 |
| vs. Virginia Tech (Neutral) | L | 25-26 |
| N.C. State | W | 25-11 |
| North Carolina | L | 26-31 |
| at Virginia | L | 17-34 |
| at Catholic | L | 27-54 |
| at George Washington | L | 20-31 |
| at Takola | W | 36-29 |
| at VPI | L | 19-27 |
| 549-439 | | |

1922-1923

Overall Record: 8-6
Head Coach: W.C. Raferty

| | | |
|-----------------------------|---|-------|
| Washington (Md.) | L | 15-26 |
| Lynchburg | W | 3-2 |
| Roanoke | W | 20-19 |
| Virginia Tech | L | 19-22 |
| Randolph-Macon | W | 47-9 |
| North Carolina | L | 20-26 |
| vs. Virginia (Neutral) | L | 8-20 |
| Florida | L | 15-19 |
| vs. Virginia Tech (Neutral) | L | 16-42 |

| | | |
|-------------------|---|-------|
| South Carolina | W | 24-9 |
| George Washington | W | 20-4 |
| at Virginia Tech | W | 21-20 |
| at Takola | W | 18-16 |
| at Lynchburg Elks | W | 19-13 |
| 295-247 | | |

1923-1924

Overall Record: 9-5
Head Coach: W.C. Raferty

| | | |
|-----------------------------|---|-------|
| Virginia Tech | W | 22-11 |
| North Carolina | L | 25-40 |
| at Virginia | L | 23-32 |
| vs. Virginia Tech (Neutral) | W | 20-15 |
| Maryland | W | 21-12 |
| Bridgewater | L | 15-26 |
| Roanoke | W | 30-11 |
| Wake Forest | L | 14-18 |
| Roanoke Elks | W | 26-22 |
| Lynchburg A.C. | W | 28-22 |
| William & Mary | W | 38-20 |
| at Delaware | W | 25-19 |
| Hampden-Sydney | W | 23-11 |
| vs. Maryland (Neutral) | L | 19-34 |
| 329-293 | | |

1924-1925

Overall Record: 6-5
Head Coach: W.C. Raferty

| | | |
|---------------------------|---|-------|
| Bridgewater | L | 17-19 |
| Wake Forest | W | 17-14 |
| Virginia Tech | W | 30-29 |
| Lincoln Memorial | W | 21-10 |
| at Virginia | L | 21-27 |
| Carson-Newman | W | 18-16 |
| North Carolina | L | 19-26 |
| at Virginia Tech | L | 19-27 |
| Hampden-Sydney | W | 26-16 |
| at Roanoke | W | 40-28 |
| vs. Mississippi (Neutral) | L | 20-27 |
| 248-239 | | |

1925-1926

Overall Record: 7-8
Head Coach: W.C. Raferty

| | | |
|------------------------|---|-------|
| Bridgewater | L | 17-27 |
| Maryland | L | 21-30 |
| Georgia | L | 22-30 |
| Lynchburg | W | 41-20 |
| at Roanoke | W | 26-18 |
| at Richmond | L | 16-22 |
| at Virginia Tech | L | 18-20 |
| Virginia | L | 25-29 |
| Auburn | W | 41-25 |
| North Carolina | L | 22-39 |
| at Virginia | W | 25-17 |
| Carson-Newman | W | 25-23 |
| Virginia Tech | W | 26-19 |
| Lynchburg | W | 33-16 |
| vs. Kentucky (Neutral) | L | 25-32 |
| 395-367 | | |

1926-1927

Overall Record: 3-12
Head Coach: W.C. Raferty

| | | |
|-----------------------|---|-------|
| Bridgewater | W | 31-25 |
| Richmond | L | 23-48 |
| Lynchburg | W | 38-23 |
| Elon | L | 21-23 |
| N.C. State | L | 24-30 |
| at Virginia | L | 9-17 |
| Virginia Tech | L | 30-33 |
| Roanoke | W | 32-19 |
| Virginia | L | 20-27 |
| Duke | L | 19-22 |
| Maryland | L | 15-32 |
| South Carolina | L | 40-42 |
| at Virginia Tech | L | 20-26 |
| at Roanoke | L | 18-19 |
| vs. Georgia (Neutral) | L | 14-36 |
| 354-422 | | |

2013-14 VMI Basketball Fact Book

1927-1928

Overall Record: 7-6

Head Coach: W.C. Raferty

| | | |
|--------------------------|---|-------|
| Bridgewater | W | 45-28 |
| Alabama | W | 29-18 |
| Maryland | L | 23-35 |
| South Carolina | L | 28-32 |
| Virginia Medical College | W | 38-18 |
| Virginia Tech | W | 35-22 |
| at Virginia | L | 19-35 |
| Virginia | L | 18-28 |
| N.C. State | W | 36-29 |
| Sewanee | W | 44-21 |
| Georgia | L | 36-47 |
| at Virginia Tech | W | 29-11 |
| vs. Georgia (Neutral) | L | 37-46 |
| 417-370 | | |

1928-1929

Overall Record: 6-7

Head Coach: W.C. Raferty

| | | |
|-------------------|---|-------|
| Bridgewater | W | 41-25 |
| Georgia | L | 22-34 |
| Elon | W | 53-24 |
| Virginia Tech | W | 42-19 |
| Roanoke | W | 29-25 |
| at Virginia | L | 9-21 |
| William & Mary | W | 32-19 |
| Maryland | L | 27-30 |
| at Virginia Tech | L | 23-33 |
| Davidson | W | 38-37 |
| Virginia | L | 23-37 |
| at N.C. State | L | 32-42 |
| at North Carolina | L | 19-32 |
| 392-378 | | |

1929-1930

Overall Record: 4-10

Head Coach: W.C. Raferty

| | | |
|-------------------|---|-------|
| Hampden-Sydney | W | 32-16 |
| Bridgewater | W | 32-30 |
| St. John's (Md.) | L | 25-32 |
| N.C. State | L | 22-29 |
| Virginia | W | 34-26 |
| at Virginia Tech | L | 35-39 |
| Davidson | L | 27-35 |
| Sewanee | L | 22-31 |
| at William & Mary | L | 22-40 |
| Maryland | L | 25-44 |
| Virginia Tech | W | 43-21 |
| at Virginia | L | 24-34 |
| at Maryland | L | 23-39 |
| Tennessee | L | 20-28 |
| 386-444 | | |

1930-1931

Overall Record: 4-12

Head Coach: W.C. Raferty

| | | |
|-------------------|---|-------|
| Maryland | L | 18-35 |
| St. John's (Md.) | L | 23-29 |
| Hampden-Sydney | L | 22-27 |
| Lynchburg | W | 47-30 |
| Virginia | L | 21-28 |
| at Virginia Tech | L | 27-28 |
| at Maryland | L | 20-44 |
| at Navy | L | 24-39 |
| at North Carolina | L | 13-42 |
| Virginia Tech | W | 31-30 |
| Richmond | W | 33-28 |
| at Virginia | L | 22-25 |
| William & Mary | L | 28-29 |
| Sewanee | W | 45-28 |
| N.C. State | L | 13-25 |
| at North Carolina | L | 21-30 |
| 408-497 | | |

1931-1932

Overall Record: 0-14

Head Coach: W.C. Raferty

| | | |
|------------------|---|-------|
| St. John's (Md.) | L | 6-25 |
| Virginia | L | 23-27 |
| Maryland | L | 28-43 |
| Roanoke | L | 27-35 |
| at Maryland | L | 20-38 |

| | | |
|------------------|---|-------|
| at Navy | L | 19-39 |
| N.C. State | L | 22-31 |
| Duke | L | 26-41 |
| Virginia Tech | L | 18-25 |
| William & Mary | L | 20-28 |
| at Virginia | L | 13-29 |
| at Duke | L | 24-45 |
| at N.C. State | L | 15-29 |
| at Virginia Tech | L | 18-23 |
| 289-458 | | |

1932-1933

Overall Record: 4-11

Head Coach: W.C. Raferty

| | | |
|-------------------|---|-------|
| St. John's (Md.) | W | 26-24 |
| Maryland | W | 30-29 |
| Gallaudet | W | 41-19 |
| Virginia | W | 26-25 |
| Virginia Tech | L | 34-38 |
| at North Carolina | L | 29-32 |
| North Carolina | L | 17-36 |
| at Duke | L | 20-41 |
| Duke | L | 15-31 |
| N.C. State | L | 24-39 |
| William & Mary | L | 21-27 |
| at Navy | L | 19-51 |
| at Maryland | L | 29-45 |
| at Virginia | L | 16-32 |
| at Virginia Tech | L | 25-27 |
| 362-496 | | |

1933-1934

Overall Record: 4-10

Head Coach: W.C. Raferty

| | | |
|-------------------|---|-------|
| St. John's (Md.) | L | 21-29 |
| North Carolina | L | 18-38 |
| Virginia | W | 35-33 |
| at North Carolina | L | 11-37 |
| at Duke | L | 20-41 |
| at Richmond | L | 20-33 |
| at Virginia Tech | L | 19-22 |
| Duke | L | 32-45 |
| William & Mary | W | 23-19 |
| at Maryland | L | 27-36 |
| at Navy | L | 19-31 |
| Richmond | L | 19-37 |
| Virginia Tech | W | 43-26 |
| at Virginia | W | 28-25 |
| 335-452 | | |

1934-1935

Overall Record: 3-14

Head Coach: Frank Summers

| | | |
|-------------------|---|-------|
| St. John's (Md.) | W | 20-19 |
| at Maryland | L | 24-39 |
| at Navy | L | 22-54 |
| North Carolina | L | 19-24 |
| Virginia | L | 27-33 |
| Virginia Tech | W | 40-25 |
| at Duke | W | 32-27 |
| at South Carolina | L | 20-36 |
| William & Mary | L | 23-27 |
| Duke | L | 27-28 |
| N.C. State | L | 27-31 |
| at Virginia | L | 20-29 |
| Richmond | L | 37-53 |
| at North Carolina | L | 20-33 |
| William & Mary | L | 36-43 |
| at Richmond | L | 30-49 |
| at VPI | L | 24-25 |
| 448-575 | | |

1935-1936

Overall Record: 3-14

Head Coach: N/A

| | | |
|----------------|---|-------|
| at Maryland | L | 29-44 |
| at Navy | L | 23-37 |
| Maryland | L | 32-53 |
| William & Mary | W | 41-37 |
| Virginia Tech | L | 26-31 |
| North Carolina | L | 21-43 |
| at Virginia | L | 45-51 |
| N.C. State | L | 36-52 |
| Clemson | L | 36-43 |

| | | |
|-------------------|---|-------|
| Virginia | L | 36-37 |
| Richmond | L | 29-57 |
| Davidson | W | 37-32 |
| at William & Mary | L | 48-50 |
| Richmond | L | 28-63 |
| at North Carolina | L | 31-35 |
| Virginia Tech | W | 38-36 |
| at South Carolina | L | 34-37 |
| 570-738 | | |

1936-1937

Overall Record: 6-11

Head Coach: Pooley Hubert

| | | |
|--------------------|------|-------|
| Maryland | L | 28-48 |
| North Carolina | L | 29-56 |
| William & Mary | W | 42-39 |
| South Carolina | L | 37-50 |
| at Lynchburg | L | 45-47 |
| Lynchburg | W | 43-32 |
| Virginia Tech | W | 30-22 |
| Virginia | L | 27-30 |
| N.C. State | L | 32-49 |
| Richmond | L | 27-35 |
| at Maryland | L | 28-45 |
| vs. Duke (Neutral) | W-ot | 32-31 |
| at North Carolina | L | 32-44 |
| at Richmond | W | 29-25 |
| at William & Mary | W | 49-26 |
| at Virginia Tech | L | 31-32 |
| at Virginia | L | 30-38 |
| 571-647 | | |

1937-1938

Overall Record: 4-11

Head Coach: J. Elmore

| | | |
|-------------------|---|-------|
| Elon | L | 20-34 |
| Maryland | L | 27-42 |
| William & Mary | W | 29-26 |
| North Carolina | L | 17-31 |
| Emory & Henry | L | 30-31 |
| Virginia | L | 20-31 |
| at Virginia Tech | L | 25-28 |
| Richmond | L | 34-38 |
| at Maryland | L | 33-43 |
| at Navy | L | 32-46 |
| North Carolina | L | 22-48 |
| at William & Mary | W | 35-30 |
| at Richmond | L | 26-27 |
| at Virginia | W | 35-33 |
| Virginia Tech | W | 29-23 |
| 414-511 | | |

1938-1939

Overall Record: 7-10

Head Coach: Jimmy Walker

| | | |
|------------------------|---|-------|
| at Roanoke | L | 28-52 |
| North Carolina | L | 28-35 |
| William & Mary | W | 48-43 |
| Emory & Henry | W | 39-37 |
| vs. Virginia (Neutral) | L | 23-33 |
| Virginia Tech | W | 54-36 |
| at N.C. State | L | 29-48 |
| at North Carolina | L | 41-43 |
| Furman | W | 54-33 |
| at Virginia Tech | W | 43-30 |
| Wake Forest | L | 20-41 |
| Richmond | L | 29-30 |
| at Maryland | L | 35-53 |
| vs. Virginia (Neutral) | L | 27-52 |
| at William & Mary | W | 45-31 |
| at Richmond | W | 37-36 |
| vs. Richmond (Neutral) | L | 20-31 |
| 600-664 | | |

1939-1940

Overall Record: 3-12

Head Coach: Jimmy Walker

| | | |
|--------------------|---|-------|
| Davidson | L | 31-32 |
| vs. Duke (Neutral) | L | 25-28 |
| Wake Forest | L | 34-46 |
| North Carolina | L | 24-53 |
| Virginia | L | 26-29 |
| Roanoke | W | 40-34 |

| | | |
|------------------------------|---|-------|
| Maryland | L | 33-60 |
| at Virginia Tech | L | 32-40 |
| Richmond | W | 28-26 |
| at Virginia | L | 24-27 |
| vs. William & Mary (Neutral) | L | 32-42 |
| Virginia Tech | W | 50-35 |
| at Maryland | L | 25-27 |
| William & Mary | L | 36-59 |
| Richmond | L | 21-52 |
| 461-590 | | |

1940-1941

Overall Record: 10-6

Head Coach: Jimmy Walker

| | | |
|--------------------------------|---|-------|
| vs. William & Mary (Neutral) | L | 35-41 |
| North Carolina | L | 30-56 |
| Maryland | W | 64-30 |
| Virginia | W | 42-39 |
| at William & Mary | W | 43-36 |
| at Richmond | L | 18-28 |
| N.C. State | W | 40-29 |
| at Virginia | L | 26-49 |
| Virginia Tech | W | 60-52 |
| at Virginia Tech | W | 33-31 |
| Richmond | W | 39-28 |
| at Maryland | W | 41-27 |
| at N.C. State | L | 35-37 |
| at Wake Forest | W | 44-43 |
| vs. Washington & Lee (Neutral) | W | 39-32 |
| South Carolina | L | 36-37 |
| 625-595 | | |

1941-1942

Overall Record: 7-11

Head Coach: Jimmy Walker

| | | |
|----------------------|---|-------|
| Bridgewater | W | 67-31 |
| William & Mary | L | 42-47 |
| vs. Duke (Neutral) | L | 47-52 |
| Richmond | W | 57-36 |
| Virginia | L | 21-27 |
| at North Carolina | L | 28-49 |
| Wake Forest | L | 43-44 |
| at Maryland | W | 46-41 |
| Wake Forest | L | 34-64 |
| at Virginia Tech | L | 26-28 |
| Virginia Tech | W | 43-42 |
| Furman | W | 43-38 |
| at Richmond | L | 29-43 |
| at William & Mary | L | 32-33 |
| at Virginia | W | 49-34 |
| George Washington | W | 36-35 |
| at Maryland | L | 36-39 |
| at George Washington | L | 32-44 |
| 711-727 | | |

1942-1943

Overall Record: 8-8

Head Coach: Pooley Hubert

| | | |
|----------------------|---|-------|
| William & Mary | W | 41-38 |
| Duke | L | 43-45 |
| Virginia Tech | W | 43-33 |
| Maryland | W | 35-34 |
| Virginia | W | 39-25 |
| at North Carolina | L | 35-37 |
| Richmond | L | 27-36 |
| at Virginia Tech | W | 42-39 |
| George Washington | L | 39-42 |
| at William & Mary | W | 41-33 |
| at Richmond | W | 48-30 |
| at Virginia | L | 35-36 |
| at Maryland | W | 36-35 |
| at George Washington | L | 45-65 |
| at Navy | L | 37-48 |
| vs. Duke (Neutral) | L | 41-57 |
| 627-633 | | |

1943-1944

Overall Record: 0-14

Head Coach: Joe Daher

| | | |
|------------------------------|---|-------|
| at Woodrow Wilson Hospital | L | 25-28 |
| Virginia | L | 25-37 |
| at Maryland | L | 36-43 |
| vs. North Carolina (Neutral) | L | 22-50 |

2013-14 VMI Basketball Fact Book

| | | |
|--------------------------|---|-------|
| at Virginia | L | 16-58 |
| Virginia Tech | L | 20-46 |
| at Emory & Henry | L | 38-51 |
| at Virginia Tech | L | 17-39 |
| Ashford General Hospital | L | 35-42 |
| Ashford General Hospital | L | 36-42 |
| Woodrow Wilson Hospital | L | 30-36 |
| Maryland | L | 29-31 |
| Apprentice | L | 32-52 |
| at Richmond | L | 19-65 |

380-620

1944-1945

Overall Record: 2-10

Head Coach: Joe Daher

| | | |
|-----------------------------|---|-------|
| Lynchburg | W | 47-10 |
| Virginia | L | 24-43 |
| at Maryland | L | 28-46 |
| at Hampden-Sydney | L | 23-46 |
| at William & Mary | L | 24-43 |
| at Richmond | L | 29-55 |
| vs. West Virginia (Neutral) | L | 27-68 |
| at Virginia Tech | L | 29-42 |
| at Virginia | L | 35-52 |
| Maryland | W | 35-27 |
| Hampden-Sydney | L | 25-42 |
| Virginia Tech | L | 34-57 |

360-531

1945-1946

Overall Record: 1-10

Head Coach: Jay McWilliams

| | | |
|----------------------|---|-------|
| Marine Institute | L | 28-47 |
| Richmond | W | 30-28 |
| at Hampden-Sydney | L | 30-33 |
| at Virginia Tech | L | 28-58 |
| Virginia | L | 20-51 |
| Virginia Tech | L | 24-48 |
| at Virginia | L | 19-56 |
| at George Washington | L | 25-48 |
| William & Mary | L | 28-39 |
| at Richmond | L | 22-51 |
| at William & Mary | L | 32-60 |

286-519

1946-1947

Overall Record: 4-15

Head Coach: Lloyd Roberts

| | | |
|----------------------|---|-------|
| Cedarville | W | 62-47 |
| Fort Belvoir | W | 55-51 |
| Quantico Marines | L | 51-54 |
| Langley Field | W | 55-43 |
| at Virginia | L | 47-62 |
| Virginia Tech | L | 52-53 |
| Maryland | L | 50-64 |
| George Washington | L | 44-53 |
| Richmond | L | 52-60 |
| Wake Forest | L | 44-54 |
| Clemson | W | 64-63 |
| William & Mary | L | 56-63 |
| at Virginia Tech | L | 41-47 |
| at Hampden-Sydney | L | 48-65 |
| at Richmond | L | 51-53 |
| at William & Mary | L | 32-66 |
| at George Washington | L | 48-81 |
| at Maryland | L | 45-53 |
| Virginia | L | 37-59 |

934-1091

1947-1948

Overall Record: 3-17

Head Coach: Frank Summers

| | | |
|----------------------|---|-------|
| Lynchburg | W | 54-34 |
| at George Washington | L | 40-59 |
| Bridgewater | W | 72-32 |
| Maryland | L | 46-53 |
| at William & Mary | L | 39-53 |
| Richmond | L | 34-50 |
| Virginia | L | 35-56 |
| at Maryland | L | 48-63 |
| at West Virginia | L | 42-88 |
| Virginia Tech | L | 39-50 |
| at Davidson | L | 53-63 |
| at Furman | L | 54-55 |

| | | |
|--------------------------|---|-------|
| Richmond | W | 61-54 |
| at Virginia | L | 47-61 |
| at Roanoke | L | 43-55 |
| George Washington | L | 45-51 |
| Roanoke | L | 37-49 |
| William & Mary | L | 52-53 |
| vs. N.C. State (Neutral) | L | 47-90 |
| at Virginia Tech | L | 51-59 |

941-1128

1948-1949

Overall Record: 3-16

Head Coach: Frank Summers

| | | |
|----------------------|---|-------|
| William & Mary | L | 54-77 |
| George Washington | L | 45-71 |
| at Richmond | W | 65-52 |
| at William & Mary | L | 37-75 |
| Virginia | L | 47-63 |
| Roanoke | L | 39-52 |
| at Roanoke | L | 37-48 |
| at Maryland | L | 45-53 |
| Furman | W | 68-66 |
| at Virginia Tech | L | 53-66 |
| Davidson | L | 31-51 |
| Clemson | L | 43-64 |
| Richmond | W | 70-51 |
| at Virginia | L | 52-65 |
| at Quantico Marines | L | 49-65 |
| at West Virginia | L | 48-96 |
| Virginia Tech | L | 48-59 |
| at Maryland | L | 55-70 |
| at George Washington | L | 52-69 |

937-1213

1949-1950

Overall Record: 4-17

Head Coach: Bill O'Hara

| | | |
|----------------------|---|-------|
| Camp Meade | L | 52-67 |
| Norfolk NAS | L | 66-83 |
| at Quantico Marines | L | 65-68 |
| at Navy | L | 26-76 |
| Virginia | L | 55-78 |
| William & Mary | L | 43-68 |
| Virginia Tech | L | 41-73 |
| at Richmond | W | 72-64 |
| at Maryland | L | 53-65 |
| at George Washington | L | 72-83 |
| at Roanoke | W | 60-59 |
| Maryland | W | 62-61 |
| at Wake Forest | L | 57-74 |
| at Davidson | L | 47-68 |
| at Furman | L | 55-58 |
| Richmond | L | 62-70 |
| at Virginia | L | 64-71 |
| at William & Mary | L | 57-74 |
| Clemson | L | 73-83 |
| Roanoke | W | 58-56 |
| at Virginia Tech | L | 58-78 |

1198-1477

1950-1951

Overall Record: 3-18

Head Coach: Bill O'Hara

| | | |
|-----------------------|---|-------|
| Norfolk NAS | L | 44-51 |
| at Roanoke | L | 51-74 |
| Duke | L | 66-86 |
| Wake Forest | L | 60-68 |
| at West Virginia Tech | L | 69-76 |
| at Morris Harvey | L | 60-71 |
| George Washington | L | 56-79 |
| Richmond | L | 56-64 |
| at Virginia | L | 47-50 |
| at Richmond | W | 53-52 |
| Virginia | L | 49-60 |
| West Virginia | L | 67-99 |
| at Quantico Marines | L | 39-62 |
| at Virginia Tech | L | 60-85 |
| Maryland | L | 41-46 |
| at William & Mary | L | 67-87 |
| Furman | L | 68-70 |
| Davidson | W | 87-74 |
| William & Mary | L | 43-76 |
| Virginia Tech | W | 79-76 |
| at Maryland | L | 46-65 |

1218-1471

1951-1952

Overall Record: 3-21

Head Coach: Bill O'Hara

| | | |
|----------------------|---|--------|
| Roanoke | L | 56-58 |
| at William & Mary | L | 53-80 |
| at Wake Forest | L | 56-75 |
| at Duke | L | 45-102 |
| at Maryland | L | 39-57 |
| at Connecticut | L | 47-63 |
| at Connecticut | L | 55-74 |
| at Morris Harvey | L | 55-78 |
| at Virginia | L | 60-89 |
| George Washington | L | 62-77 |
| at Richmond | W | 78-67 |
| Norfolk NAS | W | 76-71 |
| at Navy | L | 54-59 |
| at Furman | L | 76-80 |
| at West Virginia | L | 66-91 |
| at Davis & Elkins | L | 59-76 |
| at George Washington | L | 60-75 |
| at Maryland | L | 46-64 |
| Virginia Tech | L | 54-73 |
| Virginia | L | 80-86 |
| West Virginia | L | 49-84 |
| William & Mary | L | 71-86 |
| Richmond | L | 64-77 |
| at Virginia Tech | W | 56-53 |

1417-1795

1952-1953

Overall Record: 5-19

Head Coach: Chuck Noe

| | | |
|-------------------------|---|-------|
| George Washington | L | 66-87 |
| Lynchburg | W | 61-53 |
| Virginia | L | 62-69 |
| Maryland | L | 37-54 |
| Roanoke | W | 72-66 |
| at George Washington | L | 64-98 |
| North Carolina | L | 62-79 |
| at Virginia | L | 78-89 |
| at William & Mary | L | 64-88 |
| Richmond | L | 65-75 |
| at Duke | L | 55-78 |
| at North Carolina | L | 58-97 |
| Hampden-Sydney | W | 76-46 |
| at Lynchburg | W | 69-62 |
| William & Mary | L | 54-88 |
| at Marshall | L | 73-83 |
| at West Virginia | L | 63-98 |
| at Virginia Tech | L | 67-83 |
| at Maryland | L | 41-67 |
| at Richmond | L | 76-87 |
| at Roanoke | L | 74-77 |
| West Virginia | L | 70-94 |
| at Virginia Tech | W | 90-64 |
| at East Tennessee State | L | 52-70 |

1549-1852

1953-1954

Overall Record: 11-12

SoCon: 6-7 (6th)

Head Coach: Chuck Noe

| | | |
|---------------------------|---|--------|
| Lynchburg | W | 79-43 |
| Hampden-Sydney | W | 81-65 |
| Davidson | W | 69-59 |
| at Richmond | L | 62-75 |
| George Washington | L | 50-66 |
| at William & Mary | L | 67-71 |
| at West Virginia Wesleyan | L | 81-84 |
| at Hampden-Sydney | L | 60-65 |
| West Virginia Wesleyan | W | 72-64 |
| at Lynchburg | W | 97-57 |
| Virginia | L | 76-78 |
| at The Citadel | W | 77-57 |
| at Davidson | L | 63-75 |
| William & Mary | W | 81-62 |
| Virginia Tech | W | 82-78 |
| at West Virginia | L | 56-81 |
| Richmond | L | 76-94 |
| at Virginia | L | 80-99 |
| West Virginia Tech | W | 79-75 |
| The Citadel | W | 91-55 |
| at West Virginia | L | 74-117 |
| at Virginia Tech | W | 64-63 |
| vs. Richmond* | L | 66-84 |

1683-1667

*- Southern Conference Tournament

1954-1955

Overall Record: 8-15

SoCon: 4-9 (8th)

Head Coach: Chuck Noe

| | | |
|-----------------------------|---|--------|
| Hampden-Sydney | W | 83-74 |
| Lynchburg | W | 83-61 |
| at Tennessee | L | 46-78 |
| at East Tennessee State | L | 62-83 |
| at Richmond | L | 74-94 |
| at Virginia | L | 84-106 |
| at George Washington | L | 52-104 |
| Richmond Professional Inst. | W | 87-64 |
| at West Virginia | L | 59-71 |
| William & Mary | L | 65-88 |
| West Virginia | L | 77-101 |
| Virginia | L | 72-87 |
| at Hampden-Sydney | W | 66-58 |
| at Davidson | L | 65-68 |
| at The Citadel | W | 78-59 |
| Richmond | L | 54-78 |
| at William & Mary | L | 65-89 |
| Virginia Tech | W | 76-74 |
| at West Virginia Tech | L | 74-119 |
| at Virginia Tech | L | 70-78 |
| The Citadel | W | 88-62 |
| Davidson | W | 73-52 |
| West Virginia* | L | 66-73 |

1619-1821

*- Southern Conference Tournament

1955-1956

Overall Record: 4-19

SoCon: 3-11 (9th)

Head Coach: Jack Null

| | | |
|-----------------------------|---|--------|
| D8 at Hampden-Sydney | W | 55-52 |
| D10 at East Tennessee State | L | 58-104 |
| D14 at Richmond | L | 54-96 |
| D15 vs. Roanoke ! | L | 71-75 |
| D17 at George Washington \$ | L | 54-106 |
| D29 vs. Denver & | L | 75-84 |
| D30 vs. Boston College & | L | 70-72 |
| at West Virginia | L | 65-89 |
| J13 Hampden-Sydney | L | 63-75 |
| J14 George Washington | L | 48-73 |
| J17 William & Mary | L | 72-81 |
| J28 Virginia | L | 77-78 |
| J30 at West Virginia % | L | 67-103 |
| at The Citadel | W | 76-59 |
| at Davidson | W | 86-73 |
| F8 Virginia Tech | L | 56-64 |
| F11 at William & Mary | L | 78-89 |
| F16 Richmond | L | 68-90 |
| F18 at Virginia | L | 91-107 |
| F21 The Citadel | W | 90-59 |
| F23 Davidson | L | 73-79 |
| F25 at Virginia Tech | L | 56-95 |
| F27 at Roanoke | L | 76-79 |

1579-1882

I- Game Played in Staunton, Va.

\$- Game Played in Arlington, Va.

&- Game Played in Fayetteville, W. Va.

%- Game Played in Bluefield, W. Va.

1956-1957

Overall Record: 4-22

SoCon: 1-13 (10th)

Head Coach: Jack Null

| | | |
|--------------------------|------|-------|
| D1 at West Virginia | L | 47-71 |
| D4 Virginia | L | 79-90 |
| D8 at Tennessee | L | 60-84 |
| D12 Randolph-Macon | W | 81-66 |
| D16 at Richmond | L | 68-85 |
| at George Washington @ | L | 63-72 |
| D27 vs. LSU # | L | 67-88 |
| D28 vs. Furman # | L-ot | 79-81 |
| D30 vs. Hardin-Simmons # | L | 45-75 |
| J5 Roanoke | W | 69-63 |
| J7 The Citadel | L | 71-81 |
| J9 at Navy | L | 57-82 |
| J13 at Hampden-Sydney | L | 83-93 |
| Presbyterian | W | 94-87 |
| J19 George Washington | L | 54-79 |
| J26 at Virginia | L | 54-78 |
| F1 Davidson | W | 75-60 |
| F4 at West Virginia % | L | 57-89 |
| F8 at The Citadel | L | 70-78 |

2013-14 VMI Basketball Fact Book

| | | | |
|------------------|-------------------|---|-------|
| F9 | at Davidson | L | 56-66 |
| | at Roanoke | L | 67-82 |
| F14 | at William & Mary | L | 66-83 |
| F18 | William & Mary | L | 58-65 |
| | Richmond | L | 68-76 |
| F22 | at Virginia Tech | L | 42-80 |
| | Virginia Tech | L | 70-82 |
| 1769-2106 | | | |

@- Game Played in Fort Myer, Va.

#- Louisiana Invitational Tourn. in Shreveport, La.

%- Game Played in Bluefield, W.Va.

1957-1958

| | | | |
|---|-------------------|------|--------|
| Overall Record: 4-17 SoCon: 1-12 (10th) | | | |
| Head Coach: Jack Null | | | |
| D2 | at West Virginia | L | 50-109 |
| D4 | Hampden-Sydney | W | 77-73 |
| D7 | at Memphis | L | 58-72 |
| | at Vanderbilt | L | 74-105 |
| D12 | Roanoke | W-ot | 82-77 |
| | at Richmond | L | 59-65 |
| J4 | Davidson | L | 52-56 |
| J11 | Virginia Tech | L | 63-86 |
| | Richmond | W | 66-62 |
| | at Navy | L | 51-80 |
| J20 | at Randolph-Macon | W | 68-52 |
| F1 | Virginia | L | 69-79 |
| F8 | at The Citadel | L | 63-77 |
| | at Davidson | L | 65-76 |
| | at West Virginia | L | 58-104 |
| F14 | William & Mary ^ | L | 61-79 |
| F17 | The Citadel | L | 54-86 |
| F19 | at Roanoke | L | 68-73 |
| | at William & Mary | L | 78-96 |
| | George Washington | L | 59-92 |
| | at Virginia Tech | L | 82-99 |
| 1357-1698 | | | |

^ - Game Played in Waynesboro, Va.

1958-1959

| | | | |
|--|------------------------|---|--------|
| Overall Record: 5-13 SoCon: 2-11 (9th) | | | |
| Head Coach: L.F. Miller | | | |
| D2 | at West Virginia % | L | 71-82 |
| | at Bridgewater | W | 63-54 |
| D10 | at Hampden-Sydney | W | 84-65 |
| | at Richmond | L | 39-82 |
| | at William & Mary | L | 69-82 |
| | Roanoke | W | 81-63 |
| J10 | at The Citadel | L | 36-47 |
| J12 | at Davidson | L | 70-75 |
| | at George Washington @ | L | 63-79 |
| | Hampden-Sydney | L | 68-78 |
| | Virginia Tech | W | 81-78 |
| | Richmond | L | 61-70 |
| | William & Mary | L | 60-86 |
| | The Citadel | L | 46-47 |
| | Davidson | W | 64-60 |
| | at Virginia | L | 66-85 |
| | at West Virginia | L | 55-99 |
| | Virginia Tech | L | 60-118 |
| 1137-1311 | | | |

%- Game Played in Bluefield, W.Va.

@- Game Played in Fort Myer, Va.

1959-1960

| | | | |
|--|------------------------|-------|--------|
| Overall Record: 4-16 SoCon: 3-11 (7th) | | | |
| Head Coach: L.F. Miller | | | |
| D3 | William & Mary | L | 78-79 |
| D5 | at Bridgewater | L | 68-70 |
| D8 | George Washington | L | 77-90 |
| D10 | Hampden-Sydney | W-3ot | 108-96 |
| D14 | at West Virginia | L | 76-91 |
| D18 | at Kentucky Wesleyan # | L | 90-102 |
| D19 | vs. Middle Tennessee # | L | 61-74 |
| J6 | Virginia | L | 71-83 |
| J9 | at The Citadel | L | 53-74 |
| J11 | at Davidson | W | 70-38 |
| J16 | at Richmond | W-ot | 77-76 |
| J19 | Virginia Tech | L-ot | 9395 |
| F1 | at West Virginia | L | 71-101 |
| F5 | The Citadel | L | 45-76 |
| F9 | Davidson | W | 72-60 |
| F11 | at George Washington | L | 78-95 |
| F12 | at William & Mary | L | 67-89 |

| | | | |
|------------------|------------------|---|--------|
| F15 | Richmond | L | 58-64 |
| F19 | at Virginia Tech | L | 71-100 |
| F25 | West Virginia * | L | 83-90 |
| 1467-1643 | | | |

#- All-America Tourn. in Owensboro, Ky.

*Southern Conference Tourn. in Richmond, Va.

1960-1961

| | | | |
|--|----------------------|---|--------|
| Overall Record: 5-17 SoCon: 3-11 (8th) | | | |
| Head Coach: L.F. Miller | | | |
| D1 | at Kentucky | L | 56-72 |
| D3 | at Pennsylvania | L | 80-84 |
| D8 | Davidson | W | 72-68 |
| D10 | at William & Mary | L | 58-66 |
| D13 | at Virginia | W | 75-63 |
| D17 | George Washington | L | 86-90 |
| D29 | at Richmond # | L | 90-100 |
| D30 | vs. Virginia # | L | 68-76 |
| J5 | at West Virginia | L | 72-87 |
| J7 | The Citadel | L | 69-70 |
| J12 | at Virginia Tech | L | 63-78 |
| J14 | at Richmond | L | 62-69 |
| J17 | at George Washington | W | 93-77 |
| J28 | Bucknell | W | 101-79 |
| J31 | West Virginia % | L | 91-102 |
| F4 | at Davidson | L | 79-88 |
| F6 | Virginia Tech | L | 85-86 |
| F8 | at The Citadel | L | 83-91 |
| F17 | William & Mary | L | 77-86 |
| F21 | Richmond | W | 78-75 |
| F25 | at Morris Harvey | L | 85-88 |
| M2 | West Virginia* | L | 71-89 |
| 1694-1784 | | | |

#Richmond Invitational in Richmond, Va.

%- Game Played in Bluefield, W.Va.

*Southern Conference Tourn. in Richmond, Va.

1961-1962

| | | | |
|---|-------------------------|------|--------|
| Overall Record: 9-11 SoCon: 6-8 (6th) | | | |
| Head Coach: L.F. Miller | | | |
| D2 | at Clemson | L | 84-87 |
| D5 | at West Virginia | L | 56-90 |
| D9 | Davidson | W | 84-60 |
| D14 | at George Washington | L | 85-105 |
| D29 | vs. George Washington # | W | 75-67 |
| D30 | vs. Georgetown # | L | 59-67 |
| J3 | at West Virginia | L | 79-101 |
| J6 | Virginia Tech | L | 75-97 |
| J10 | The Citadel | W-ot | 71-69 |
| J13 | at Richmond | L | 52-72 |
| J16 | William & Mary | W | 74-71 |
| J31 | George Washington | W | 80-72 |
| F3 | at The Citadel | W | 73-70 |
| F7 | Richmond | L-ot | 81-82 |
| F10 | at Davidson | W | 68-66 |
| F14 | at Virginia Tech | L | 71-85 |
| F17 | at William & Mary | L | 84-102 |
| F24 | at Marshall | W | 76-65 |
| M1 | Furman * | W | 76-61 |
| M2 | Virginia Tech * | L | 66-70 |
| 1469-1559 | | | |

#- Richmond Invitational in Richmond, Va.

*- Southern Conference Tournament

1962-1963

| | | | |
|--|----------------------|------|--------|
| Overall Record: 6-15 SoCon: 6-10 (7th) | | | |
| Head Coach: L.F. Miller | | | |
| D1 | East Carolina | L | 66-76 |
| D4 | West Virginia ! | L | 74-100 |
| D8 | at Davidson | L | 62-64 |
| D11 | George Washington | W | 74-73 |
| D15 | Furman | W | 88-68 |
| J3 | at West Virginia | L | 74-86 |
| J5 | The Citadel | W | 106-71 |
| J8 | at Virginia Tech | L | 70-74 |
| J11 | Richmond | W | 79-77 |
| J15 | at William & Mary | L | 71-80 |
| J26 | at Marshall | L | 82-98 |
| J28 | Clemson | L | 58-68 |
| F1 | Virginia Tech | L | 66-77 |
| F5 | at George Washington | L | 69-81 |
| F8 | Davidson | L | 57-64 |
| F11 | at Furman | L | 85-91 |
| F12 | at The Citadel | W-ot | 70-65 |

| | | | |
|------------------|----------------|---|--------|
| F15 | William & Mary | L | 65-75 |
| F20 | at Richmond | W | 85-60 |
| F23 | at N.C. State | L | 72-88 |
| F28 | Davidson * | L | 69-108 |
| 1552-1644 | | | |

*- Southern Conference Tourn. in Richmond, Va.

!- Game Played in Charleston, W.Va.

1963-1964

| | | | |
|--|-------------------------|---|--------|
| Overall Record: 12-12 SoCon: 7-7 (4th) | | | |
| Head Coach: L.F. Miller | | | |
| N30 | at N.C. State | L | 57-69 |
| D2 | at Tennessee | L | 59-71 |
| D6 | William & Mary | L | 51-56 |
| D10 | at George Washington | W | 80-75 |
| D13 | at West Virginia | W | 68-64 |
| D15 | Furman | W | 64-51 |
| D20 | at Clemson | L | 80-100 |
| D31 | at Vanderbilt | L | 71-87 |
| J4 | Florida State | W | 83-72 |
| J7 | Davidson | L | 58-70 |
| J9 | at West Virginia | L | 73-75 |
| J28 | East Carolina | W | 86-78 |
| F1 | at Davidson | L | 91-129 |
| F4 | George Washington | W | 94-75 |
| F8 | at Richmond | L | 90-96 |
| F11 | The Citadel | W | 89-88 |
| F15 | at William & Mary | W | 70-65 |
| F18 | Richmond | W | 98-83 |
| F21 | at The Citadel | L | 77-79 |
| F22 | at Furman | L | 64-70 |
| F27 | vs. Furman * | W | 77-73 |
| F28 | vs. Davidson * | W | 82-81 |
| M1 | vs. George Washington * | W | 61-56 |
| M9 | Princeton # | L | 60-86 |
| 1779-1853 | | | |

*- Southern Conference Tourn. in Charlotte, N.C.

#- NCAA East Regional in Philadelphia, Pa.

1964-1965

| | | | |
|---|----------------------|---|-------|
| Overall Record: 8-13 SoCon: 5-9 (8th) | | | |
| Head Coach: Gary McPherson | | | |
| D2 | at Florida | L | 59-68 |
| D3 | at Florida State | L | 72-76 |
| D9 | Virginia | W | 95-75 |
| D11 | West Virginia ! | L | 73-79 |
| D15 | at Davidson | L | 69-91 |
| D17 | at William & Mary | L | 63-66 |
| D29 | at Centenary # | W | 91-86 |
| D30 | vs. Arkansas # | W | 72-70 |
| J2 | at George Washington | L | 62-70 |
| J4 | The Citadel | W | 71-70 |
| J6 | at West Virginia | L | 79-87 |
| J12 | at Richmond | L | 65-71 |
| J18 | at Georgia Tech | L | 71-82 |
| J30 | at Furman | W | 98-83 |
| F2 | Davidson | L | 78-84 |
| F5 | at The Citadel | L | 72-84 |
| F6 | at Furman | W | 69-67 |
| F10 | William & Mary | W | 61-57 |
| F16 | Richmond | L | 80-81 |
| F18 | George Washington | W | 87-79 |
| F25 | Davidson * | L | 73-86 |
| 1560-1612 | | | |

!- Game Played in Charleston, W.Va.

#- Gulf South Classic in Shreveport, La.

*- Southern Conference Tourn. in Charlotte, N.C.

1965-1966

| | | | |
|--|----------------------|---|--------|
| Overall Record: 5-18 SoCon: 5-11 (7th) | | | |
| Head Coach: Gary McPherson | | | |
| D1 | West Virginia ! | L | 58-69 |
| D4 | Richmond | L | 73-77 |
| D8 | at West Virginia | L | 75-93 |
| D14 | Davidson | L | 64-67 |
| D17 | at Centenary # | L | 77-78 |
| D18 | vs. LSU # | L | 70-73 |
| D20 | vs. Florida State + | L | 64-65 |
| D21 | vs. Columbia + | L | 73-80 |
| J3 | at George Washington | W | 97-74 |
| J8 | William & Mary | W | 89-74 |
| J10 | Furman | W | 90-83 |
| J13 | at Richmond | L | 88-103 |

| | | | |
|------------------|-------------------|---|--------|
| J15 | at Georgia Tech | L | 73-86 |
| J17 | at East Carolina | L | 85-87 |
| J29 | East Carolina | L | 80-93 |
| F1 | at Davidson | L | 84-97 |
| F5 | George Washington | W | 109-92 |
| F8 | The Citadel | W | 80-77 |
| F12 | at William & Mary | L | 67-94 |
| F14 | at The Citadel | L | 69-71 |
| F15 | at Furman | L | 72-73 |
| F19 | at Virginia | L | 65-79 |
| F24 | West Virginia * | L | 80-95 |
| 1782-1880 | | | |

!- Game Played in Charleston, W.Va.

#- Gulf South Classic in Shreveport, La.

+ - Tampa Invitational in Tampa, Fla.

*- Southern Conference Tourn. in Charlotte, N.C.

1966-1967

| | | | |
|--|---------------------|-------|--------|
| Overall Record: 5-16 SoCon: 4-12 (9th) | | | |
| Head Coach: Gary McPherson | | | |
| D1 | at N.C. State | L | 58-67 |
| D3 | Richmond | L | 74-76 |
| D7 | at West Virginia | L | 75-99 |
| D10 | Furman | W | 105-96 |
| D13 | Davidson | L | 80-82 |
| D20 | at Richmond | L | 65-89 |
| D28 | at Arkansas State # | L | 71-81 |
| D29 | vs. Kent State # | W-ot | 66-63 |
| J7 | at East Carolina | L | 72-79 |
| J11 | George Washington | L | 62-65 |
| J14 | Wake Forest | L | 70-71 |
| J16 | West Virginia ! | L | 77-91 |
| J28 | East Carolina | W | 68-67 |
| J30 | George Washington @ | L | 66-71 |
| F3 | The Citadel | L | 70-73 |
| F7 | at William & Mary | L | 57-64 |
| F11 | at Furman | W | 71-57 |
| F13 | at The Citadel | L-4ot | 78-81 |
| F17 | William & Mary | W | 81-67 |
| F21 | at Davidson | L | 69-73 |
| F24 | Samford | L | 71-81 |
| 1558-1672 | | | |

#- Arkansas State Invitational in Jonesboro, Ark.

!- Game Played in Charleston, W.Va.

@- Game Played in Fort Myer, Va.

1967-1968

| | | | |
|---|---------------------|---|-------|
| Overall Record: 9-12 SoCon: 8-7 (4th) | | | |
| Head Coach: Gary McPherson | | | |
| D2 | at Davidson | L | 73-80 |
| D4 | at Samford | L | 79-80 |
| D7 | Virginia | L | 79-84 |
| D11 | Furman | W | 83-80 |
| D16 | Old Dominion | W | 96-88 |
| D20 | at William & Mary | L | 82-96 |
| D22 | at West Virginia | L | 57-77 |
| J3 | West Virginia ~ | W | 92-90 |
| J6 | at Wake Forest | L | 60-92 |
| J9 | Richmond | W | 91-85 |
| J27 | George Washington | W | 70-58 |
| J30 | at Georgia Tech | L | 70-90 |
| F2 | The Citadel | W | 81-67 |
| F5 | William & Mary | W | 68-62 |
| F7 | George Washington @ | L | 59-60 |
| F10 | at Furman | L | 73-76 |
| F12 | at The Citadel | W | 87-77 |
| F15 | East Carolina | W | 69-64 |
| F17 | at Richmond | L | 76-86 |
| F24 | at East Carolina | L | 68-79 |
| F29 | Furman * | L | 52-62 |
| 1565-1637 | | | |

~ Game Played in Beckley, W.Va.

@- Game Played in Fort Myer, Va.

*Southern Conference Tourn. in Charlotte, N.C.

2013-14 VMI Basketball Fact Book

1968-1969

| | |
|-----------------------------------|--------------------------|
| Overall Record: 5-18 | SoCon: 3-11 (8th) |
| Head Coach: Gary McPherson | |
| N30 at Davidson | L 72-82 |
| D2 at The Citadel | L 70-88 |
| D5 Furman | W 83-55 |
| D10 at George Washington | L 72-83 |
| D19 Richmond # | L 80-90 |
| D27 Utah + | L 75-83 |
| D28 Rutgers + | L 72-79 |
| D30 at Indiana State | L 53-73 |
| J8 West Virginia ! | L 65-68 |
| J11 Richmond | L 74-89 |
| J15 at West Virginia | W 87-84 |
| J18 Davidson | L 64-66 |
| J20 East Carolina | L 75-83 |
| J25 at Furman | L 68-71 |
| J27 Old Dominion | W 99-93 |
| J30 William & Mary | W 72-71 |
| F5 Georgia Tech \$ | L 74-87 |
| F8 at Richmond | L 88-104 |
| F10 The Citadel | L 77-79 |
| F15 at William & Mary | L 78-83 |
| F18 George Washington | W 90-86 |
| F22 at East Carolina | L 62-78 |
| F27 Davidson * | L 75-99 |

| | |
|-----------------------|----------|
| J25 Eastern Illinois | L 45-59 |
| J27 George Washington | L 67-78 |
| J30 at East Carolina | L 67-78 |
| F20 Davidson | L 39-70 |
| F4 at The Citadel | L 65-91 |
| F8 Richmond | W 73-63 |
| F10 at Navy | L 47-65 |
| F13 Furman | L 79-88 |
| F16 William & Mary | L 69-85 |
| F20 at Richmond | L 77-93 |
| F24 at Davidson | L 64-109 |
| M4 William & Mary * | L 65-69 |

1626-2125

#- Big 5 Tournament in Hampton, Va.
+ Senior Bowl Tournament in Mobile, Ala.
*** Southern Conference Tourn. in Charlotte, N.C.**

1971-1972

| | |
|---------------------------------|--------------------------|
| Overall Record: 6-19 | SoCon: 2-10 (7th) |
| Head Coach: Mike Schuler | |
| D1 West Virginia Wesleyan | W 95-78 |
| D4 Atlantic Christian | L-ot 101-105 |
| D11 at Richmond | L 61-73 |
| D20 vs. Virginia # | L 51-93 |
| D21 vs. Virginia Tech # | W 57-56 |
| J3 at Roanoke | L 69-96 |
| J5 at Eastern Illinois | L 71-111 |
| J8 at East Carolina | L 57-62 |
| J10 Old Dominion | L 82-96 |
| J12 Wofford | W 80-63 |
| J15 The Citadel | L-ot 62-68 |
| J18 Davidson | L 57-73 |
| J20 at George Washington | L 66-104 |
| J25 Furman | L 62-97 |
| J25 at William & Mary | L 59-76 |
| J29 East Carolina | L 56-66 |
| F1 at Ohio | L 60-98 |
| F3 at Davidson | L 61-84 |
| F7 Roanoke | L 66-87 |
| F12 at Furman | L 66-104 |
| F14 at The Citadel | L 60-87 |
| F16 West Virginia Tech | W 68-59 |
| F22 William & Mary | W-ot 37-35 |
| F24 Richmond | W-2ot 79-74 |
| M2 Furman * | L 80-126 |

1663-2071

#- Big 5 Tournament in Roanoke, Va.
*** Southern Conference Tourn. in Greenville, S.C.**

1972-1973

| | |
|---------------------------------|-------------------------|
| Overall Record: 7-19 | SoCon: 3-9 (8th) |
| Head Coach: Bill Blair | |
| D2 Hampden-Sydney | W 95-81 |
| D4 George Washington | L 73-85 |
| D6 at Virginia | L 67-85 |
| D9 Richmond | W 71-60 |
| D18 at Texas A&M-Corpus Christi | L 50-57 |
| D20 at Rice | L 56-72 |
| D22 at New Mexico State # | L 57-86 |
| D23 vs. Xavier # | W 60-59 |
| J3 at Wake Forest | L 57-71 |
| J6 at East Carolina | L 63-81 |
| J10 Roanoke | L 55-56 |
| J13 Appalachian State | W 82-68 |
| J18 Furman | L 49-86 |
| J20 West Virginia Tech | W 87-60 |
| J27 East Carolina | L 45-71 |
| J29 The Citadel | L 67-69 |
| J31 at William & Mary | L 59-77 |
| F3 at Roanoke | L 58-66 |
| F6 Davidson | L 88-105 |
| F10 at Furman | L 60-94 |
| F12 at The Citadel | L 62-75 |
| F15 Morris Harvey | L + 60-65 |
| F17 at Old Dominion | L 56-72 |
| F20 William & Mary | W 66-64 |
| F22 at Richmond | L 84-113 |
| M1 Davidson * | L 77-88 |

1623-2123

+ Forfeited because of ineligible player
#- New Mexico State Invit. in Las Cruces, N.M.
*** Southern Conference Tourn. in Richmond, Va.**

1973-1974

| | |
|-------------------------------|-------------------------|
| Overall Record: 6-18 | SoCon: 3-9 (7th) |
| Head Coach: Bill Blair | |
| D1 at Virginia Tech | L 51-62 |
| D3 Hampden-Sydney | W 89-54 |
| D5 West Virginia Tech | L 48-49 |
| D8 at Appalachian State | W 74-65 |
| D12 James Madison | W 58-54 |
| D15 Towson | L 65-66 |
| D28 at Arkansas # | L 86-96 |
| D29 vs. Connecticut # | L 78-80 |
| J5 at Davidson | L 62-76 |
| J10 Salem | W 85-82 |
| J12 East Carolina | L 58-59 |
| J14 The Citadel | W 70-63 |
| J19 Loyola (Md.) | L 69-71 |
| J22 at William & Mary | L 68-85 |
| J26 at East Carolina | L 55-57 |
| J29 Richmond | L 65-81 |
| F2 at Dayton | L 60-76 |
| F6 William & Mary | L 65-67 |
| F9 at Richmond | L 78-84 |
| F13 Appalachian State | W 62-59 |
| F16 at Furman | L 66-80 |
| F18 at The Citadel | L 47-65 |
| F21 Shepherd | L 76-85 |
| F27 at Richmond * | L 59-69 |

1594-1685

#- Razorback Classic in Little Rock, Ark.
*** Southern Conference Tournament**

1974-1975

| | |
|-------------------------------|---------------------------|
| Overall Record: 13-13 | SoCon: 6-6 (T-4th) |
| Head Coach: Bill Blair | |
| N30 Virginia Tech | L 64-96 |
| D5 at Appalachian State | W 98-81 |
| D10 at East Carolina | L 68-73 |
| D14 Richmond | L 90-95 |
| J4 at Middle Tennessee | L 89-93 |
| J6 at South Alabama # | L 96-116 |
| J7 vs. Louisiana Tech # | L 73-85 |
| J11 at Richmond | W 98-95 |
| J13 The Citadel | W 108-101 |
| J15 Christopher Newport | W 86-66 |
| J18 Towson | W 67-65 |
| J20 Bethany | W 72-43 |
| J22 William & Mary | W 71-69 |
| J25 East Carolina | L 80-82 |
| J27 Appalachian State | W 73-55 |
| J30 Shepherd | W 96-83 |
| F3 at George Washington | L 79-90 |
| F5 Bridgewater | W 51-37 |
| F8 at The Citadel | W 82-68 |
| F11 Davidson | L-2ot 93-94 |
| F15 Old Dominion | L 69-84 |
| F19 at William & Mary | L-ot 66-67 |
| F22 Furman | L 68-80 |
| F26 Virginia Wesleyan | W 99-68 |
| M1 at Richmond * | W 85-81 |
| M5 at Furman * | L 81-94 |

2104-2061

#- Senior Bowl Tournament in Mobile, Ala.
*** Southern Conference Tournament**

1975-1976

| | |
|-------------------------------|-------------------------|
| Overall Record: 22-10 | SoCon: 9-3 (1st) |
| Head Coach: Bill Blair | |
| N29 Lebanon Valley | W 92-70 |
| D1 Liberty | W 106-58 |
| D3 at James Madison | L 76-82 |
| D6 East Carolina | W 73-56 |
| D8 Georgia Tech | W 68-53 |
| D11 Radford | W 112-65 |
| D13 Richmond | W 65-60 |
| D29 at Indiana State # | L 60-88 |
| D30 vs. Pacific # | W 72-59 |
| J3 Virginia ^ | L 63-74 |
| J7 at Furman | W 82-67 |
| J10 Salem | W 108-84 |
| J12 at The Citadel | L 74-78 |
| J15 at Old Dominion | L 70-72 |

| | |
|----------------------------|------------|
| J17 at Appalachian State | L 67-71 |
| J21 William & Mary | W 84-78 |
| J24 at East Carolina | W 74-60 |
| J29 Wisconsin Green Bay | L-ot 74-76 |
| F2 at Georgia Tech | L 56-66 |
| F5 Southeastern | W 97-57 |
| F7 at William & Mary | L 62-68 |
| F11 at Davidson | W 92-76 |
| F14 The Citadel | W 76-59 |
| F18 at Richmond | W 74-67 |
| F21 Appalachian State | W 78-74 |
| F24 Southern Wesleyan | W 85-48 |
| F28 Davidson ! | W 71-69 |
| M2 vs. Appalachian State * | W 71-64 |
| M3 vs. Richmond * | W 41-33 |
| M13 vs. Tennessee @ | W 81-75 |
| M18 vs. DePaul + | W-ot 71-66 |
| M20 vs. Rutgers + | L 75-91 |

2450-2164

^- Game Played in Roanoke, Va.
#- Indiana Hall of Fame Classic in Terre Haute, Ind.
!- Southern Conference Tourn. in Lexington, Va.
*** Southern Conference Tourn. in Greenville, S.C.**
@- NCAA Eastern Regionals in Charlotte, N.C.
+ - NCAA Eastern Regionals in Greensboro, N.C.

1976-1977

| | |
|---|---------------------------|
| Southern Conference Champions NCAA East Region Semifinalists | |
| Overall Record: 26-4 | SoCon: 8-2 (T-1st) |
| Head Coach: Charlie Schmaus | |
| N26 vs. James Madison # | W 85-77 |
| N27 at Virginia # | L 50-55 |
| D4 at East Carolina | W 78-67 |
| D8 Radford | W 74-52 |
| D11 Old Dominion | W 62-60 |
| D28 vs. Tulane ! | W 75-66 |
| D29 vs. California ! | W 73-71 |
| D30 at Oklahoma City ! | W 69-58 |
| J5 Roanoke | W 73-57 |
| J8 Emory & Henry | W 107-71 |
| J10 Appalachian State | W 74-54 |
| J12 William & Mary | W 92-79 |
| J17 at The Citadel | W 68-62 |
| J20 at Richmond | W 88-79 |
| J22 East Carolina | W 67-58 |
| J24 Southern Wesleyan | W 104-97 |
| J29 The Citadel | W 88-70 |
| J31 Furman | W 99-86 |
| F2 Hampden-Sydney | W 94-78 |
| F7 Marshall @ | W 97-90 |
| F9 Morris Harvey | W 98-84 |
| F12 Richmond | W 92-87 |
| F14 Davidson | W 83-68 |
| F16 at William & Mary | L 84-86 |
| F19 at Appalachian State | L 58-62 |
| F22 Randolph-Macon | W 81-75 |
| F26 vs. East Carolina * | W 88-77 |
| M2 vs. Appalachian State * | W-ot 69-67 |
| M12 Duquesne + | W 73-66 |
| M17 Kentucky & | L 78-93 |

2421-2152

#- U.Va. Tipoff in Charlottesville, Va.
!- All College Tournament in Oklahoma City, Okla.
@- Game Played in Roanoke, Va.
*** Southern Conference Tourn. in Roanoke, Va.**
+ - NCAA Eastern Regionals in Raleigh, N.C
&- NCAA Eastern Regionals in College Park, Md.

1977-1978

| | |
|------------------------------------|-------------------------|
| Overall Record: 21-7 | SoCon: 7-3 (2nd) |
| Head Coach: Charlie Schmaus | |
| N25 vs. Roanoke # | W 64-50 |
| N26 at Virginia # | L 70-90 |
| N28 Liberty | W 105-68 |
| N30 Alderson Broaddus | W 107-90 |
| D5 Chattanooga | W 81-72 |
| D7 James Madison | W 86-68 |
| D10 at Appalachian State | L 77-92 |
| D18 at Toledo ! | L 68-91 |
| D29 vs. Long Beach State ! | L 97-106 |
| J3 vs. Cleveland State + | W 71-66 |
| J4 at Siena + | W 72-61 |
| J9 Southern Wesleyan | W 98-79 |

2013-14 VMI Basketball Fact Book

| | | | |
|-----|---------------------|---|--------|
| J12 | at Furman | L | 79-102 |
| J14 | at Western Carolina | W | 77-68 |
| J17 | Marshall | W | 79-71 |
| J21 | Salem | W | 84-70 |
| J23 | at Davidson | W | 89-69 |
| J25 | at Old Dominion | W | 69-60 |
| J28 | at The Citadel | W | 79-61 |
| F1 | Richmond | W | 110-90 |
| F4 | at Roanoke | W | 61-47 |
| F8 | at Richmond | W | 66-51 |
| F11 | The Citadel | W | 84-72 |
| F13 | at Marshall | L | 71-88 |
| F15 | William & Mary @ | W | 60-59 |
| F18 | Appalachian State | W | 77-70 |
| F25 | Davidson * | W | 95-80 |
| M3 | Marshall & | L | 71-76 |

| | | | |
|-----|------------------------|------|--------|
| F7 | at Fairleigh Dickinson | L | 71-78 |
| F9 | Chattanooga | L | 55-59 |
| F11 | Western Carolina | W | 78-73 |
| F14 | Appalachian State | L | 49-55 |
| F16 | at The Citadel | L-ot | 77-79 |
| F18 | at Furman | L | 75-107 |
| F23 | at Furman * | L | 75-87 |

1969-2043

***Southern Conference Tournament**

1980-1981

Overall Record: 4-23 **SoCon:** 3-13 (8th)
Head Coach: Charlie Schmaus

| | | | |
|-----|--------------------------|------|--------|
| N28 | at UCLA | L | 61-99 |
| N29 | at UC Irvine | L | 96-125 |
| D3 | Furman | L-ot | 82-87 |
| D6 | at Chattanooga | L | 53-63 |
| D9 | Navy | L | 61-71 |
| D12 | at Louisiana-Lafayette # | L | 52-80 |
| D13 | vs. Western Michigan # | L | 68-89 |
| J3 | Marshall | L | 81-99 |
| J7 | at East Tennessee State | W | 43-42 |
| J10 | at Furman | L | 63-75 |
| J12 | at The Citadel | W | 58-49 |
| J14 | at Charleston Southern | W | 57-44 |
| J17 | at Appalachian State | L | 68-78 |
| J19 | East Tennessee State | L | 67-68 |
| J21 | at Davidson | L | 63-79 |
| J24 | at Baltimore | L | 41-46 |
| J26 | Marshall | L | 53-63 |
| J29 | Richmond | L | 73-79 |
| J31 | Western Carolina | L | 71-86 |
| F2 | The Citadel | W | 65-62 |
| F4 | William & Mary @ | L | 63-75 |
| F7 | at Western Carolina | L | 75-91 |
| F9 | Appalachian State | L | 51-70 |
| F11 | Davidson | L | 82-95 |
| F16 | Chattanooga | L | 68-90 |
| F19 | at Campbell % | L | 65-89 |
| F28 | at Chattanooga * | L | 63-89 |

2247-2067

- #- UVA Tipoff in Charlottesville, Va.
- !- Blade Grass City Classic in Toledo, Ohio
- +- Siena College Tournament in Loudonville, N.Y.
- @- Game Played in Hampton, Va.
- *- Southern Conference Tour. in Lexington, Va.
- &- Southern Conference Tour. in Roanoke, Va.

1978-1979

Overall Record: 12-15 **SoCon:** 2-8 (8th)
Head Coach: Charlie Schmaus

| | | | |
|-----|------------------------|------|--------|
| N27 | UNC Greensboro | W | 114-91 |
| N29 | Radford | W | 90-88 |
| N30 | West Liberty State | W | 86-83 |
| D2 | Virginia Tech ! | L | 66-79 |
| D6 | at James Madison | L | 71-93 |
| D9 | Bethany | W | 90-73 |
| D13 | at Appalachian State | L | 82-103 |
| D16 | Georgia State | W | 75-72 |
| D28 | vs. UCF # | L | 91-108 |
| D29 | vs. Stetson # | L | 89-98 |
| J10 | at The Citadel | L | 83-91 |
| J17 | Appalachian State | L | 58-73 |
| J20 | at Chattanooga | W | 64-56 |
| J22 | Cleveland State | W-ot | 75-72 |
| J24 | Richmond | L | 78-90 |
| J27 | Western Carolina | L | 65-76 |
| J31 | Christopher Newport | W | 75-49 |
| F1 | Campbell | W | 78-74 |
| F3 | Fairleigh Dickinson | W | 79-77 |
| F5 | at Marshall | W | 63-58 |
| F8 | at Georgia State | W | 76-72 |
| F10 | Davidson | L | 54-81 |
| F12 | The Citadel | L | 69-72 |
| F14 | Marshall | L | 66-88 |
| F19 | Furman | L | 65-80 |
| F21 | at Richmond | L | 76-79 |
| F24 | at Appalachian State * | L | 63-73 |

2041-2154

- !- Game Played in Roanoke, Va.
- #- Tangerine Bowl Tour. in Winter Park, Fla.
- *- Southern Conference Tournament

1979-1980

Overall Record: 11-16 **SoCon:** 6-10 (T-6th)
Head Coach: Charlie Schmaus

| | | | |
|-----|-------------------------|------|--------|
| D1 | Lebanon Valley | W | 43-33 |
| D3 | Davidson | L | 73-74 |
| D6 | Bluefield | W | 99-66 |
| D8 | at Appalachian State | L | 57-66 |
| D10 | at Chattanooga | W | 56-55 |
| D12 | Concord | W | 101-80 |
| D15 | Marshall | L | 58-60 |
| J5 | at Cleveland State | L | 82-102 |
| J7 | at Davidson | W-ot | 70-69 |
| J10 | at East Tennessee State | L | 65-97 |
| J12 | at Marshall | W | 75-63 |
| J16 | Charleston Southern | W | 102-82 |
| J18 | UVA-Wise | L | 76-87 |
| J21 | at Western Carolina | W | 72-71 |
| J24 | George Mason | W | 95-81 |
| J26 | Furman | L | 67-84 |
| J28 | The Citadel | W | 72-71 |
| J30 | Baltimore | L | 60-71 |
| F2 | at Richmond | L | 92-104 |
| F4 | East Tennessee State | L | 78-89 |

| | | | |
|-----|-------------------------|---|--------|
| D4 | at Virginia | L | 41-86 |
| D7 | at Old Dominion | L | 45-71 |
| D11 | North Carolina Wesleyan | L | 47-58 |
| D13 | Emory & Henry | W | 75-70 |
| J3 | at South Florida | L | 76-93 |
| J8 | at Marshall | L | 64-95 |
| J15 | at Furman | L | 58-87 |
| J17 | at The Citadel | L | 50-57 |
| J22 | at Davidson | L | 43-75 |
| J24 | at Appalachian State | L | 61-69 |
| J27 | Navy | L | 53-57 |
| J29 | Chattanooga | L | 68-82 |
| J31 | Western Carolina | L | 55-75 |
| F3 | Richmond | L | 69-75 |
| F5 | at Western Carolina | L | 50-64 |
| F7 | Chattanooga | L | 54-64 |
| F9 | East Tennessee State | L | 63-86 |
| F14 | Appalachian State | L | 61-65 |
| F16 | William & Mary | L | 65-83 |
| F19 | at East Tennessee State | L | 64-83 |
| F21 | Marshall | L | 91-110 |
| F23 | Virginia Tech | L | 54-72 |
| F26 | The Citadel | W | 65-63 |
| F28 | Furman | L | 64-65 |
| M3 | Davidson | L | 68-83 |

1863-1816

***- Southern Conference Tour. in Asheville, N.C.**

1985-1986

Overall Record: 11-17 **SoCon:** 5-11 (7th)
Head Coach: Marty Fletcher

| | | | |
|-----|-------------------------|------|--------|
| N23 | Christopher Newport | W | 63-52 |
| N25 | Averett | W | 106-67 |
| N26 | Radford | W | 69-59 |
| D2 | James Madison | W | 91-88 |
| D4 | at Virginia | L | 58-101 |
| D10 | at Richmond | L | 61-69 |
| D11 | Lynchburg | W | 76-72 |
| D30 | at Kentucky % | L | 55-93 |
| J9 | at Appalachian State | W | 63-56 |
| J11 | at East Tennessee State | L | 74-88 |
| J16 | Marshall | L | 82-84 |
| J18 | Furman | W | 71-64 |
| J20 | The Citadel | W | 66-64 |
| J22 | at William & Mary | L | 64-71 |
| J25 | Western Carolina | L | 55-57 |
| J27 | Chattanooga | L | 70-72 |
| J30 | at Marshall | L | 77-85 |
| F1 | at Davidson | L | 68-75 |
| F3 | East Tennessee State | L | 74-77 |
| F8 | at The Citadel | W | 83-76 |
| F10 | Old Dominion | L-ot | 70-72 |
| F12 | Bluefield | W | 70-68 |
| F15 | at Chattanooga | L | 64-74 |
| F17 | at Western Carolina | L-ot | 96-99 |
| F19 | Virginia Tech | L | 73-88 |
| F22 | Appalachian State | L | 67-69 |
| F24 | Davidson | W | 76-70 |
| F28 | Davidson * | L | 62-71 |

2004-2081

***- Game Played in Louisville, Ky.**
***- Southern Conference Tour. in Asheville, N.C.**

1986-1987

Overall Record: 11-17 **SoCon:** 5-11 (6th)
Head Coach: Joe Cantafio

| | | | |
|-----|-------------------------|------|--------|
| N30 | Shenandoah | W | 80-64 |
| D1 | at James Madison | L | 68-74 |
| D3 | at Virginia | L | 69-81 |
| D6 | Richmond | W | 68-57 |
| D8 | Elon | W | 77-72 |
| D10 | at Radford | L | 51-56 |
| D11 | Roanoke | W | 70-59 |
| D22 | at Tennessee | L | 60-99 |
| J7 | at Virginia Tech | L | 68-99 |
| J10 | at East Tennessee State | L | 66-68 |
| J12 | Appalachian State | W | 68-64 |
| J15 | Marshall | L | 71-83 |
| J17 | at Furman | L | 71-90 |
| J19 | at The Citadel | L-ot | 78-82 |
| J21 | Bluefield | W | 113-83 |
| J24 | at Western Carolina | W | 65-56 |
| J26 | at Chattanooga | L | 63-75 |
| J29 | at Marshall | L | 77-104 |
| J31 | Davidson | L | 65-90 |
| F7 | The Citadel | W | 68-62 |
| F9 | Furman | L-ot | 78-84 |
| F11 | William & Mary | W | 76-68 |
| F14 | Chattanooga | L | 60-75 |
| F16 | Western Carolina | L | 62-64 |
| F19 | East Tennessee State | W | 81-65 |
| F21 | at Appalachian State | W | 86-84 |
| F23 | at Davidson | L | 69-72 |
| F27 | Davidson * | L | 63-92 |

1991-2122

***- Southern Conference Tour. in Asheville, N.C.**

Overall Record: 8-19 **SoCon:** 4-12 (9th)
Head Coach: Marty Fletcher

| | | | |
|-----|-------------------------|------|--------|
| N28 | Emory & Henry | W | 75-48 |
| N30 | at Navy | L | 57-73 |
| D3 | Radford | L | 64-75 |
| D5 | Bridgewater | W | 83-73 |
| D7 | Averett | W | 75-58 |
| D10 | Old Dominion | L | 65-82 |
| D17 | at Virginia Tech | L | 61-122 |
| J4 | at Chattanooga | L | 38-55 |
| J7 | at East Tennessee State | W | 62-56 |
| J9 | at Richmond | L | 58-61 |
| J11 | at Marshall | L | 53-79 |
| J14 | at Appalachian State | L | 54-74 |
| J16 | Chattanooga | L | 49-56 |
| J18 | at William & Mary | L | 55-73 |
| J21 | at Bucknell | L | 49-66 |
| J23 | East Tennessee State | L | 55-56 |
| J28 | at Davidson | L | 55-62 |
| J30 | Western Carolina | W-ot | 68-65 |
| F4 | at Western Carolina | L | 82-86 |
| F6 | at Furman | L | 58-70 |
| F8 | at The Citadel | L | 61-65 |
| F11 | Appalachian State | W | 67-58 |
| F13 | Davidson | L | 44-47 |
| F16 | Marshall | L | 61-99 |
| F20 | The Citadel | W | 64-62 |
| F22 | James Madison | W-ot | 62-60 |
| F27 | Furman | L | 65-81 |

1586-1994

1983-1984

- #- Bayou Classic in Lafayette, La.
- @- Game Played in Roanoke, Va.
- %- Game Played in Raleigh, N.C.
- *- Southern Conference Tournament

1981-1982

Overall Record: 1-25 **SoCon:** 1-15 (9th)
Head Coach: Charlie Schmaus

| | | | |
|-----|-------------------------|------|--------|
| N27 | at Navy | L | 37-63 |
| D2 | at William & Mary | L | 57-84 |
| D5 | Virginia | L | 49-76 |
| D8 | James Madison | L | 43-64 |
| D9 | at Richmond | L | 48-83 |
| J4 | at Marshall | L | 63-90 |
| J6 | at Maine | L | 71-81 |
| J8 | vs. Illinois State # | L | 56-74 |
| J9 | vs. Manhattan # | L | 75-84 |
| J13 | Old Dominion | L | 51-88 |
| J16 | Western Carolina | L | 57-72 |
| J18 | The Citadel | L | 61-72 |
| J21 | at Chattanooga | L | 61-81 |
| J23 | at Western Carolina | L | 69-99 |
| J25 | at Davidson | L | 58-72 |
| J28 | at East Tennessee State | L | 68-92 |
| J30 | Appalachian State | W-ot | 67-62 |
| F1 | at Davidson | L | 63-79 |
| F4 | at Virginia Tech | L | 76-101 |
| F6 | East Tennessee State | L | 69-104 |
| F8 | Chattanooga | L | 50-80 |
| F11 | Marshall | L | 67-103 |
| F13 | at Furman | L | 80-102 |
| F15 | at The Citadel | L | 74-91 |
| F20 | at Appalachian State | L | 58-91 |
| F22 | Furman | L | 83-92 |

1640-1862

1984-1985

Overall Record: 2-25 **SoCon:** 1-15 (9th)
Head Coach: Marty Fletcher

| | | | |
|-----|------------------|---|-------|
| N28 | at James Madison | L | 33-58 |
| N30 | Longwood | L | 49-54 |

1982-1983

Overall Record: 16-14 **SoCon:** 7-9 (T-5th)
Head Coach: Marty Fletcher

| | | | |
|-----|----------------------|------|-------|
| N25 | at James Madison | L-ot | 64-67 |
| N26 | Bridgewater | W | 86-46 |
| N28 | at Old Dominion | L | 50-56 |
| D1 | Lynchburg | W | 76-60 |
| D3 | Virginia | L | 57-68 |
| D6 | Radford | W | 53-51 |
| D8 | Hampden-Sydney | W | 80-55 |
| J5 | at Marshall | W | 58-54 |
| J14 | Chattanooga | L | 60-78 |
| J17 | at Appalachian State | W | 52-47 |
| J19 | Western Carolina | W | 60-57 |
| J21 | Davidson | W | 57-51 |
| J24 | Furman | W | 71-62 |
| J26 | at Chattanooga | L | 54-70 |
| J28 | Marshall | L | 63-65 |
| J30 | Bluefield | W | 81-61 |
| F2 | Bucknell | L | 60-63 |
| F4 | East Tennessee State | W | 60-53 |
| F6 | William & Mary | W | 50-48 |
| F9 | Appalachian State | W | 64-56 |
| F12 | at The Citadel | L-ot | 61-64 |

1987-1988

Overall Record: 13-17 SoCon: 6-10 (7th)

Head Coach: Joe Cantafio

| | | | |
|-----|-------------------------|------|-------|
| N30 | Bridgewater | W-ot | 78-77 |
| D2 | Radford | L | 68-88 |
| D5 | at Georgetown | L | 45-81 |
| D9 | Roanoke | L | 50-51 |
| D12 | Shenandoah | W | 71-55 |
| D28 | at Texas | L | 76-85 |
| J2 | at Oral Roberts | W | 84-78 |
| J6 | at Richmond | L | 55-88 |
| J11 | at William & Mary | L | 59-69 |
| J13 | Davidson | L | 64-66 |
| J16 | at East Tennessee State | L | 65-86 |
| J18 | at Appalachian State | L | 82-98 |
| J21 | Marshall | L | 62-64 |
| J23 | Furman | W | 69-60 |
| J25 | The Citadel | W | 77-63 |
| J27 | Bluefield | W | 94-80 |
| J30 | Western Carolina | L | 79-80 |
| F1 | Chattanooga | W | 68-61 |
| F4 | at Marshall | L-ot | 91-95 |
| F6 | at Davidson | W | 59-55 |
| F8 | East Tennessee State | L | 61-77 |
| F11 | James Madison | W | 71-66 |
| F13 | at The Citadel | L | 59-64 |
| F15 | at Furman | L | 64-82 |
| F20 | Appalachian State | W | 66-65 |
| F27 | at Chattanooga | L | 70-77 |
| F29 | at Western Carolina | W | 75-69 |
| M4 | Furman * | W | 78-73 |
| M5 | East Tennessee State * | W | 79-60 |
| M6 | Chattanooga * | L | 61-75 |

2080-2188

*- Southern Conference Tourn. in Asheville, N.C.

1988-1989

Overall Record: 11-17 SoCon: 5-9 (7th)

Head Coach: Joe Cantafio

| | | | |
|-----|-------------------------|-------|--------|
| N28 | at James Madison | L | 92-94 |
| D1 | Shenandoah | W | 78-58 |
| D5 | at Tennessee | L-2ot | 82-84 |
| D8 | Eastern Mennonite | W | 96-50 |
| D10 | UNC Greensboro | W | 76-55 |
| D30 | at N.C. State | L | 79-105 |
| J7 | at UNC Asheville | L | 70-74 |
| J9 | at Marshall | W | 63-61 |
| J14 | at Western Carolina | L | 71-75 |
| J16 | at Chattanooga | L-ot | 76-80 |
| J19 | Virginia Tech ! | L-ot | 83-90 |
| J21 | Furman | W-ot | 91-82 |
| J23 | The Citadel | L | 61-73 |
| J25 | Bluefield | W | 95-75 |
| J28 | East Tennessee State | L | 81-91 |
| J30 | at Appalachian State | L | 69-76 |
| F2 | Richmond | L | 79-87 |
| F4 | Marshall | W | 65-63 |
| F6 | William & Mary | W | 66-64 |
| F9 | at Radford | W | 76-66 |
| F11 | Chattanooga | W | 68-66 |
| F13 | Western Carolina | W | 79-66 |
| F16 | at Virginia | L | 79-92 |
| F18 | at The Citadel | L | 79-88 |
| F20 | at Furman | L | 71-87 |
| F25 | Appalachian State | L | 60-67 |
| F27 | at East Tennessee State | L | 80-82 |
| M3 | Furman * | L | 73-81 |

2138-2132

!- Game Played in Roanoke, Va.

*- Southern Conference Tourn. in Asheville, N.C.

1989-1990

Overall Record: 14-15 SoCon: 7-7 (T-4th)

Head Coach: Joe Cantafio

| | | | |
|-----|-----------------|------|-------|
| N27 | Lynchburg | W | 87-65 |
| N30 | UNC Asheville | L | 77-83 |
| D2 | James Madison ! | L | 61-91 |
| D4 | at Richmond | L-ot | 77-78 |
| D6 | UNC Greensboro | W | 76-50 |
| D21 | at Texas | L | 74-98 |
| D23 | at Arkansas \$ | L | 61-92 |
| D28 | vs. Brown # | W | 82-59 |

| | | | |
|-----|-------------------------|------|--------|
| D29 | at Mount St. Mary's # | L | 77-86 |
| J8 | at Marshall | L | 68-72 |
| J13 | at Western Carolina | L | 66-72 |
| J15 | at Virginia | L | 78-89 |
| J18 | Radford | W | 95-64 |
| J20 | at Furman | L | 71-94 |
| J22 | at The Citadel | L | 73-89 |
| J24 | Chattanooga | W | 75-72 |
| J27 | East Tennessee State | W | 78-77 |
| J29 | Appalachian State | W | 73-71 |
| J31 | Bluefield | W | 95-46 |
| F3 | Marshall | W-ot | 82-77 |
| F5 | at William & Mary | W | 86-66 |
| F10 | at Chattanooga | L | 63-78 |
| F12 | Western Carolina | W | 70-56 |
| F16 | The Citadel | W | 77-76 |
| F19 | Furman | W | 84-75 |
| F24 | at Appalachian State | L | 75-80 |
| F26 | at East Tennessee State | L | 81-100 |
| M2 | Chattanooga * | W | 83-69 |
| M3 | East Tennessee State * | L | 94-99 |

2239-2224

!- Game Played in Roanoke, Va.

\$- Game Played in Little Rock, Ark.

#- Mount St. Mary's Holiday Tournament in Emmittsburg, Md.

*- Southern Conference Tourn. in Asheville, N.C.

1990-1991

Overall Record: 10-18 SoCon: 5-9 (6th)

Head Coach: Joe Cantafio

| | | | |
|-----|----------------------|---|--------|
| N23 | at Virginia Tech | L | 77-79 |
| N26 | Bluefield | W | 91-76 |
| N28 | Bridgewater | W | 65-48 |
| N30 | at Liberty | W | 69-61 |
| D3 | at Radford | L | 61-62 |
| D7 | at Cornell # | L | 80-93 |
| D8 | vs. Kent State # | L | 61-65 |
| D18 | at Alabama | L | 45-79 |
| D20 | at Vanderbilt | L | 60-79 |
| J5 | at Furman | L | 67-87 |
| J7 | at The Citadel | W | 77-65 |
| J10 | at UNC Asheville | W | 74-66 |
| J12 | Western Carolina | W | 85-74 |
| J14 | Chattanooga | L | 67-73 |
| J19 | Marshall | L | 71-77 |
| J21 | Richmond | W | 80-75 |
| J23 | William & Mary | L | 46-58 |
| J26 | East Tennessee State | L | 66-97 |
| J28 | at Appalachian State | L | 72-78 |
| F2 | The Citadel | W | 85-67 |
| F4 | Furman | W | 80-79 |
| F9 | at Chattanooga | L | 73-101 |
| F11 | at Western Carolina | L | 64-80 |
| F16 | at Marshall | W | 96-95 |
| F21 | at James Madison | L | 67-82 |
| F23 | Appalachian State | L | 70-83 |
| F25 | East Tennessee State | L | 76-88 |
| M1 | Appalachian State * | L | 72-100 |

1997-2167

#- U.S. Air Cornell Classic in Ithaca, N.Y.

*- Southern Conference Tourn. in Asheville, N.C.

1991-1992

Overall Record: 10-18 SoCon: 3-11 (T-6th)

Head Coach: Joe Cantafio

| | | | |
|-----|----------------------|-------|--------|
| N25 | Shenandoah | W | 100-71 |
| N29 | at Weber State # | L | 65-83 |
| N30 | vs. Army # | L | 53-59 |
| D4 | Radford | W | 79-69 |
| D7 | Liberty | L | 55-64 |
| D18 | at Wake Forest | L | 43-74 |
| D30 | at Dayton | L | 56-84 |
| J8 | at Richmond | L | 59-76 |
| J11 | at Western Carolina | W | 79-74 |
| J13 | at Chattanooga | L | 69-83 |
| J16 | Winthrop | W | 67-52 |
| J18 | at Marshall | W-2ot | 74-69 |
| J22 | Bluefield | W | 105-71 |
| J25 | East Tennessee State | L | 68-80 |
| J27 | Appalachian State | L | 67-80 |
| J29 | UNC Asheville | W | 62-51 |

| | | | |
|-----|-------------------------|---|-------|
| F1 | at The Citadel | L | 60-66 |
| F3 | at Furman | L | 57-74 |
| F8 | Chattanooga | L | 75-85 |
| F10 | Western Carolina | L | 88-89 |
| F13 | at Winthrop | W | 71-63 |
| F15 | Marshall | L | 72-79 |
| F18 | at William & Mary | W | 76-68 |
| F22 | at Appalachian State | L | 65-88 |
| F24 | at East Tennessee State | L | 84-92 |
| F29 | Furman | L | 65-72 |
| M2 | The Citadel | W | 64-60 |
| M6 | Chattanooga * | L | 49-84 |

1927-2060

#- Weber State Military Tourn. in Ogden, Utah

*- Southern Conference Tourn. in Asheville, N.C.

1992-1993

Overall Record: 5-22 SoCon: 3-15 (9th)

Head Coach: Joe Cantafio

| | | | |
|-----|-------------------------------|------|-------|
| D1 | Bluefield | W | 91-63 |
| D5 | at Richmond | L | 65-77 |
| D7 | at Radford | L-ot | 88-91 |
| D11 | vs. Central Connecticut St. # | L-ot | 77-84 |
| D12 | vs. Lafayette # | W | 62-56 |
| J2 | at Georgia Tech | L | 52-78 |
| J6 | at East Tennessee State | L | 54-71 |
| J9 | Western Carolina | W | 67-56 |
| J10 | Chattanooga | L | 62-71 |
| J13 | at Appalachian State | W | 93-86 |
| J16 | The Citadel | W | 76-74 |
| J17 | Georgia Southern | L | 70-73 |
| J23 | at Davidson | L | 64-75 |
| J24 | at Furman | L | 61-73 |
| J27 | at Marshall | L | 66-80 |
| J30 | Appalachian State | L | 55-64 |
| J31 | East Tennessee State | L | 70-96 |
| F3 | William & Mary | L | 67-77 |
| F6 | Marshall | L | 69-78 |
| F10 | at Virginia Tech | L | 44-75 |
| F13 | at Chattanooga | L | 70-93 |
| F14 | at Western Carolina | L | 51-84 |
| F20 | at Georgia Southern | L | 63-69 |
| F21 | at The Citadel | L | 53-69 |
| F27 | Furman | L | 69-85 |
| F28 | Davidson | L | 70-84 |
| M4 | Furman * | L | 51-76 |

1780-2058

#- Marist Pepsi Classic Tourn. in Poughkeepsie, N.Y.

*- Southern Conference Tourn. in Asheville, N.C.

1993-1994

Overall Record: 5-23 SoCon: 2-16 (10th)

Head Coach: Joe Cantafio

| | | | |
|-----|-------------------------|------|--------|
| N29 | Bluefield | W | 97-58 |
| D1 | Richmond | L | 55-74 |
| D6 | at Virginia Tech | L | 59-82 |
| D11 | Radford | L | 61-79 |
| D22 | at Dayton | L | 73-85 |
| J5 | at Wake Forest | L | 44-72 |
| J8 | at Western Carolina | L | 58-68 |
| J10 | at Chattanooga | L | 62-82 |
| J12 | Appalachian State | L | 70-74 |
| J15 | at The Citadel | L | 50-63 |
| J17 | at Georgia Southern | L | 61-83 |
| J20 | East Tennessee State | L-ot | 92-93 |
| J22 | Davidson | L | 60-78 |
| J24 | at Furman | L | 55-67 |
| J27 | Marshall | W | 82-78 |
| J29 | at Appalachian State | L | 64-74 |
| F2 | Shenandoah | W | 104-77 |
| F5 | at Marshall | L | 64-78 |
| F9 | at William & Mary | L | 68-79 |
| F12 | Chattanooga | L | 72-92 |
| F14 | Western Carolina | W | 79-76 |
| F16 | at East Tennessee State | L | 69-97 |
| F19 | Georgia Southern | L | 61-63 |
| F21 | The Citadel | L | 57-80 |
| F26 | Furman | L | 64-67 |
| F28 | at Davidson | L | 65-79 |
| M3 | Marshall * | W | 84-62 |
| M4 | Davidson * | L | 61-71 |

1891-2131

*- Southern Conference Tourn. in Asheville, N.C.

1994-1995

Overall Record: 10-17 SoCon: 6-8 (4th-North)

Head Coach: Bart Bellairs

| | | | |
|-----|-------------------------|------|--------|
| N28 | Centenary (N.J.) | W | 93-76 |
| N29 | Bluefield | W | 96-72 |
| D3 | Richmond | L | 85-105 |
| D7 | at Virginia Tech | L | 75-110 |
| D10 | at Radford | L | 93-99 |
| D17 | at North Carolina | L | 89-129 |
| D19 | at Virginia | L | 73-100 |
| J7 | at Alabama | L | 67-93 |
| J9 | at Navy | L | 83-101 |
| J14 | at Western Carolina | L-ot | 77-90 |
| J16 | Marshall | L | 87-112 |
| J21 | at Davidson | L | 75-83 |
| J23 | East Tennessee State | L | 69-89 |
| J26 | William & Mary | L | 86-95 |
| J28 | at Appalachian State | W | 89-85 |
| J30 | Chattanooga | W | 72-63 |
| F4 | Georgia Southern | W | 84-79 |
| F6 | at The Citadel | L | 69-84 |
| F11 | at East Tennessee State | W | 80-78 |
| F13 | at Furman | L | 59-60 |
| F15 | Lynchburg | W | 84-66 |
| F18 | at Marshall | L | 62-107 |
| F20 | Davidson | W | 81-75 |
| F22 | Army | W | 91-67 |
| F25 | Appalachian State | L | 89-92 |
| F27 | The Citadel | W | 75-66 |
| M2 | vs. Georgia Southern * | L | 71-94 |

2154-2370

*- Southern Conference Tourn. in Asheville, N.C.

1995-1996

Overall Record: 18-10 SoCon: 10-4 (2nd-North)

Head Coach: Bart Bellairs

| | | | |
|-----|-------------------------|------|---------|
| N25 | at N.C. State | L | 78-104 |
| N28 | Washington & Lee | W | 100-62 |
| N30 | at Penn State | L | 73-99 |
| D2 | Radford | W | 110-103 |
| D4 | Lynchburg | W | 107-74 |
| D9 | at Virginia Tech | L | 67-99 |
| D21 | Eastern Mennonite | W | 91-62 |
| J3 | Winthrop | W | 101-78 |
| J6 | at Richmond | W | 77-65 |
| J15 | at Marshall | L | 71-78 |
| J17 | at William & Mary | L | 49-90 |
| J22 | at East Tennessee State | W | 96-86 |
| J27 | Appalachian state | W | 84-64 |
| J29 | at Chattanooga | L | 69-71 |
| J31 | at Davidson | L | 79-86 |
| F3 | Wofford | W | 80-66 |
| F5 | The Citadel | W | 91-52 |
| F7 | at Georgia Southern | W | 71-48 |
| F10 | East Tennessee State | W | 82-79 |
| F12 | Furman | W | 83-57 |
| F14 | Western Carolina | W | 90-73 |
| F17 | Marshall | W | 103-94 |
| F19 | Davidson | L | 76-95 |
| F22 | North Carolina | L | 76-99 |
| F24 | at Appalachian State | W | 85-75 |
| F26 | at The Citadel | W | 85-83 |
| M1 | Furman * | W-ot | 91-89 |
| M2 | Western Carolina * | L-ot | 93-97 |

2358-2228

*- Southern Conference Tourn. in Greensboro, N.C.

1996-1997

Overall Record: 12-16 SoCon: 7-7 (4th-North)

Head Coach: Bart Bellairs

| | | | |
|-----|-------------------|---|--------|
| N22 | Albright | W | 111-53 |
| N24 | at Wake Forest | L | 63-92 |
| D5 | at Navy | L | 62-68 |
| D7 | Washington & Lee | W | 112-67 |
| D10 | at Radford | L | 68-70 |
| D15 | North Carolina | L | 61-105 |
| D18 | Eastern Mennonite | W | 107-61 |
| D21 | at Winthrop | W | 96-78 |
| | | | |

2013-14 VMI Basketball Fact Book

| | | | |
|-----|-------------------------|------|-------|
| J6 | at Appalachian State | L | 72-77 |
| J8 | at Richmond | L | 77-83 |
| J11 | Chattanooga | L | 76-91 |
| J13 | Georgia Southern | W | 75-61 |
| J16 | at Wofford | L | 65-86 |
| J18 | at The Citadel | W | 86-76 |
| J20 | at East Tennessee State | W | 57-54 |
| J25 | at Furman | W | 62-60 |
| J27 | Marshall | W | 97-92 |
| F1 | at Davidson | L | 67-77 |
| F3 | Appalachian State | W | 78-65 |
| F8 | The Citadel | L | 74-81 |
| F10 | at Western Carolina | L | 65-84 |
| F15 | at Marshall | L | 77-79 |
| F17 | Davidson | L | 77-97 |
| F23 | East Tennessee State | W | 97-75 |
| F27 | Furman * | W-ot | 87-84 |
| F28 | Chattanooga * | L | 62-84 |

2170-2187

*- Southern Conference Tour. in Greensboro, N.C.

1997-1998

Overall Record: 14-13 **SoCon:** 8-7 (3rd-North)

Head Coach: Bart Bellairs

| | | | |
|-----|-------------------------|-------|--------|
| N15 | at Wake Forest | L | 70-88 |
| N18 | Elon | W | 85-69 |
| N25 | at Old Dominion | L | 69-94 |
| D2 | West Virginia Tech | W | 95-54 |
| D6 | Charlotte | L | 70-88 |
| D14 | Penn State | W | 71-68 |
| D20 | Lynchburg | W | 113-59 |
| D22 | at Virginia | L | 55-92 |
| D31 | at Virginia Tech | W | 73-65 |
| J3 | at Georgia Southern | W-2ot | 76-73 |
| J6 | UNC Greensboro | W | 68-65 |
| J10 | Appalachian State | L | 71-76 |
| J12 | at Davidson | W | 61-58 |
| J14 | Shenandoah | W | 97-64 |
| J17 | at Western Carolina | W | 80-78 |
| J19 | The Citadel | L | 62-67 |
| J24 | at Chattanooga | L | 66-79 |
| J26 | at UNC Greensboro | L | 60-72 |
| J31 | Western Carolina | W | 94-80 |
| F2 | at Wofford | W | 92-80 |
| F7 | at Army | L | 76-78 |
| F10 | Furman | W-ot | 87-81 |
| F14 | at Appalachian State | L | 74-94 |
| F16 | Davidson | L | 66-90 |
| F19 | at East Tennessee State | L | 66-78 |
| F21 | East Tennessee State | W | 74-65 |
| F27 | vs. The Citadel * | L | 66-77 |

2037-2022

*- Southern Conference Tour. in Greensboro, N.C.

1998-1999

Overall Record: 12-15 **SoCon:** 9-7 (4th-North)

Head Coach: Bart Bellairs

| | | | |
|-----|--------------------------|------|--------|
| N14 | Elon | L | 84-85 |
| N16 | at Penn State | L | 66-90 |
| N24 | at Old Dominion | L | 69-103 |
| N30 | Wake Forest | L | 61-75 |
| D2 | at Elon | L | 69-70 |
| D5 | Randolph-Macon | W | 81-55 |
| D7 | at UNC Greensboro | W | 86-84 |
| D10 | at UNC Charlotte | L | 57-92 |
| D18 | Shenandoah | W | 90-53 |
| D22 | at Virginia | L | 64-82 |
| J2 | at East Tennessee State | W | 58-55 |
| J4 | Davidson | L | 64-85 |
| J9 | at Appalachian State | L | 64-100 |
| J11 | at Western Carolina | W | 91-72 |
| J16 | Georgia Southern | W | 65-59 |
| J18 | Wofford | W | 58-56 |
| J23 | Western Carolina | W | 85-73 |
| J25 | at Davidson | L | 66-76 |
| J27 | Southern Virginia | W | 85-67 |
| J30 | at Furman | L | 51-84 |
| F1 | at The Citadel | W-ot | 74-72 |
| F6 | East Tennessee State | L | 81-83 |
| F8 | at College of Charleston | L | 59-85 |
| F13 | Appalachian State | L | 65-83 |
| F15 | UNC Greensboro | W | 82-67 |
| F20 | Chattanooga | W | 73-57 |

| | | | |
|-----|--------------|---|-------|
| F25 | vs. Furman * | L | 49-57 |
|-----|--------------|---|-------|

1897-2020

*- Southern Conference Tour. in Greensboro, N.C.

1999-2000

Overall Record: 6-23 **SoCon:** 1-15 (6th-North)

Head Coach: Bart Bellairs

| | | | |
|-----|--------------------------|------|--------|
| N19 | Southern Virginia | W | 99-73 |
| N20 | Warren Wilson | W | 85-38 |
| N21 | at Virginia | L | 57-98 |
| N26 | vs. Oral Roberts ! | W | 56-44 |
| N28 | at Hawaii ! | L | 61-78 |
| D1 | Bluefield | W | 82-76 |
| D2 | Ferrum | W | 97-65 |
| D6 | Virginia Tech | L | 46-65 |
| D8 | Old Dominion | L | 62-71 |
| D18 | at Notre Dame | L | 66-79 |
| D21 | at Virginia Commonwealth | L | 86-101 |
| D28 | at Florida | L | 68-113 |
| J4 | at UNC Greensboro | L | 71-82 |
| J8 | College of Charleston | L-ot | 69-77 |
| J10 | at Chattanooga | L | 73-84 |
| J15 | The Citadel | L-ot | 84-87 |
| J17 | at Appalachian State | L | 72-97 |
| J22 | at Davidson | L | 69-80 |
| J24 | UNC Greensboro | L | 61-75 |
| J29 | East Tennessee State | L | 64-75 |
| J31 | at Georgia Southern | L | 67-69 |
| F5 | Western Carolina | L | 82-85 |
| F7 | at Wofford | L | 69-83 |
| F12 | at East Tennessee State | L | 60-72 |
| F14 | Appalachian State | W | 78-69 |
| F19 | at Western Carolina | L | 71-88 |
| F21 | Davidson | L | 58-71 |
| F26 | Furman | L | 68-71 |
| M2 | Wofford * | L | 72-81 |

2064-2247

!- United Airlines Invitational in Honolulu, Hawaii

*- Southern Conference Tour. in Greenville, S.C.

2000-2001

Overall Record: 9-19 **SoCon:** 5-11 (5th-North)

Head Coach: Bart Bellairs

| | | | |
|-----|--------------------------|---|-------|
| N18 | at Virginia Tech | L | 68-92 |
| N20 | at James Madison | L | 69-87 |
| N29 | Howard | W | 74-57 |
| D2 | at Howard | L | 88-91 |
| D4 | Virginia | L | 70-89 |
| D6 | Morehead State | L | 48-57 |
| D16 | at Old Dominion | L | 81-89 |
| D18 | Randolph-Macon | W | 75-62 |
| D20 | Mary Washington | W | 77-47 |
| D28 | at South Carolina | L | 68-82 |
| J3 | at Appalachian State | L | 72-81 |
| J6 | Western Carolina | W | 70-69 |
| J10 | at Furman | W | 71-66 |
| J13 | at The Citadel | L | 64-79 |
| J15 | UNC Greensboro | L | 69-73 |
| J20 | at Davidson | L | 60-68 |
| J24 | East Tennessee State | L | 60-74 |
| J27 | at Western Carolina | L | 62-82 |
| J30 | Davidson | L | 67-70 |
| F3 | Chattanooga | W | 83-77 |
| F5 | at UNC Greensboro | L | 58-79 |
| F10 | Wofford | W | 68-60 |
| F12 | Georgia Southern | L | 73-78 |
| F15 | at Charleston Southern | W | 63-57 |
| F17 | at College of Charleston | L | 53-71 |
| F21 | at East Tennessee State | L | 62-75 |
| F24 | Appalachian State | W | 73-51 |
| M1 | vs. Georgia Southern * | L | 59-76 |

1905-2039

*- Southern Conference Tour. in Greenville, S.C.

2001-2002

Overall Record: 10-18 **SoCon:** 5-11 (5th-North)

Head Coach: Bart Bellairs

| | | | |
|-----|---------------------|---|--------|
| N16 | Mary Washington | W | 76-51 |
| N28 | at Morehead State | L | 87-98 |
| D3 | at Virginia Tech | L | 73-74 |
| D5 | at Kentucky | L | 57-99 |
| D8 | St. Mary's (Md.) | W | 98-72 |
| D12 | Charleston Southern | W | 90-69 |
| D15 | Eastern Mennonite | W | 77-51 |
| D22 | at Villanova | L | 91-104 |
| D28 | at Richmond ! | W | 82-80 |

| | | | |
|-----|-------------------------|------|--------|
| D29 | vs. James Madison ! | L | 84-94 |
| J2 | Western Carolina | L | 80-90 |
| J5 | at Georgia Southern | L | 60-100 |
| J8 | UNC Greensboro | L | 74-80 |
| J12 | at East Tennessee State | L | 90-101 |
| J16 | at Davidson | L | 68-79 |
| J19 | College of Charleston | L | 55-63 |
| J21 | at Appalachian State | W | 93-91 |
| J24 | at Virginia | L | 59-93 |
| J26 | Furman | W | 76-68 |
| J30 | East Tennessee State | L | 77-96 |
| F2 | at Wofford | L | 68-78 |
| F4 | Appalachian State | W | 88-81 |
| F9 | at Western Carolina | W-ot | 97-91 |
| F11 | at Chattanooga | L | 64-91 |
| F16 | at UNC Greensboro | L | 71-74 |
| F18 | The Citadel | L | 55-75 |
| F23 | Davidson | W | 81-77 |
| F28 | vs. The Citadel * | L | 70-80 |

2141-2300

!- Spider Invitational in Richmond, Va.

*- Southern Conference Tour. in Charleston, S.C.

2002-2003

Overall Record: 10-20 **SoCon:** 3-13 (5th-North)

Head Coach: Bart Bellairs

| | | | |
|-----|--------------------------|------|--------|
| N23 | Liberty | W | 68-54 |
| N25 | at Tennessee | L | 56-88 |
| D1 | at St. Francis (Pa.) | W | 76-59 |
| D5 | at Virginia Tech | L | 66-71 |
| D7 | UVA-Wise | W | 77-66 |
| D10 | at Liberty | L | 69-77 |
| D14 | Eastern Mennonite | W | 100-57 |
| D20 | Mary Washington | L | 56-60 |
| D28 | vs. Norfolk State ! | L | 69-70 |
| D29 | vs. Harvard ! | W | 71-67 |
| D31 | at Georgetown | L | 48-55 |
| J5 | at Western Carolina | L | 56-78 |
| J11 | Georgia Southern | L | 84-91 |
| J13 | at UNC Greensboro | L | 57-76 |
| J18 | East Tennessee State | L | 62-67 |
| J21 | Davidson | W | 61-60 |
| J24 | Appalachian State | L | 68-85 |
| J27 | at College of Charleston | L | 56-81 |
| F1 | at Furman | L | 55-61 |
| F4 | at East Tennessee State | L | 76-93 |
| F8 | Wofford | L-ot | 93-94 |
| F10 | at Appalachian State | L | 64-83 |
| F15 | Western Carolina | L | 58-61 |
| F18 | Chattanooga | L | 52-77 |
| F22 | UNC Greensboro | W | 61-60 |
| F24 | at The Citadel | W | 68-59 |
| M1 | at Davidson | L | 49-84 |
| M5 | vs. Furman * | W | 62-56 |
| M6 | vs. Davidson * | W | 66-60 |
| M7 | vs. Chattanooga * | L | 58-77 |

1952-2147

!- Spider Invitational in Richmond, Va.

*- Southern Conference Tour. in Charleston, S.C.

2003-2004

Overall Record: 6-22 **Big South:** 4-12 (7th)

Head Coach: Bart Bellairs

| | | | |
|-----|-------------------------|---|--------|
| N20 | vs. Washington State ! | L | 46-66 |
| N22 | vs. Texas-San Antonio ! | L | 52-68 |
| N23 | vs. Binghamton ! | L | 63-72 |
| D2 | Southern Virginia | W | 85-62 |
| D5 | Virginia | L | 56-78 |
| D10 | at Virginia Tech | L | 56-80 |
| D13 | Eastern Mennonite | W | 107-94 |
| D21 | St. Francis (Pa.) | L | 62-66 |
| D23 | at Louisville | L | 56-107 |
| D29 | at Old Dominion | L | 52-74 |
| J3 | at UNC Asheville | L | 48-61 |
| J8 | Radford | W | 69-58 |
| J10 | at Winthrop | L | 62-78 |
| J14 | at High Point | L | 57-78 |
| J17 | Birmingham-Southern | L | 49-82 |
| J20 | at Liberty | L | 46-66 |
| J26 | Coastal Carolina | L | 32-49 |
| J28 | Charleston Southern | W | 53-50 |
| J31 | Winthrop | W | 68-61 |
| F4 | at Radford | L | 46-63 |
| F9 | at James Madison | L | 65-76 |
| F11 | UNC Asheville | L | 51-59 |
| F14 | at Coastal Carolina | L | 44-60 |
| F16 | at Charleston Southern | L | 49-64 |
| F21 | Liberty | W | 61-52 |
| F25 | High Point | L | 75-76 |

| | | | |
|-----|------------------------|---|-------|
| F28 | at Birmingham-Southern | L | 55-67 |
| M2 | at High Point * | L | 43-75 |

1608-1942

!- BP Top of the World Classic in Fairbanks, Alaska

*- Big South Tournament

2004-2005

Overall Record: 9-18 **Big South:** 3-13 (9th)

Head Coach: Bart Bellairs

| | | | |
|-----|------------------------|------|-------|
| N22 | Southern Virginia | W | 71-33 |
| N28 | at Navy | W | 78-73 |
| D1 | at Old Dominion | L | 38-86 |
| D4 | Virginia Tech | W | 72-66 |
| D8 | at Longwood | W-ot | 69-64 |
| D11 | Towson | L | 69-84 |
| D13 | Bluefield | W | 77-70 |
| D28 | at New Orleans | L | 49-62 |
| D31 | at Tulane | L | 74-82 |
| J5 | at Loyola (Md.) | L | 69-70 |
| J8 | Charleston Southern | L | 67-78 |
| J10 | Coastal Carolina | L | 68-79 |
| J15 | at UNC Asheville | L | 77-87 |
| J19 | Radford | L | 62-78 |
| J24 | at Liberty | L | 71-91 |
| J26 | at High Point | L | 72-88 |
| J29 | Birmingham-Southern | L | 59-66 |
| J31 | at Winthrop | L | 49-66 |
| F5 | at Coastal Carolina | L | 70-75 |
| F7 | at Charleston Southern | L | 50-56 |
| F10 | Longwood | W | 65-52 |
| F12 | UNC Asheville | L | 72-77 |
| F14 | at Radford | W | 67-54 |
| F17 | Liberty | W | 73-67 |
| F19 | at Birmingham-Southern | L | 48-60 |
| F23 | Winthrop | L | 48-63 |
| F26 | High Point | W | 69-61 |

1748-1893

2005-2006

Overall Record: 7-20 **Big South:** 2-14 (9th)

Head Coach: Duggar Baucom

| | | | |
|-----|------------------------|---|--------|
| N21 | Army | L | 49-53 |
| N23 | at N.C. State | L | 55-75 |
| N26 | at James Madison | L | 61-74 |
| N30 | Old Dominion | L | 62-77 |
| D2 | UVA-Wise | W | 80-50 |
| D5 | Ferrum | W | 97-74 |
| D8 | at Army | W | 72-63 |
| D10 | Southern Virginia | W | 105-59 |
| D21 | at Towson | W | 80-78 |
| D29 | Loyola (Md.) | L | 79-87 |
| D31 | at Maryland | L | 68-99 |
| J5 | Charleston Southern | L | 73-76 |
| J7 | Coastal Carolina | W | 88-77 |
| J12 | High Point | L | 90-100 |
| J14 | Liberty | W | 84-68 |
| J18 | at Birmingham-Southern | L | 53-75 |
| J21 | at UNC Asheville | L | 65-83 |
| J26 | at Radford | L | 77-101 |
| J30 | Winthrop | L | 69-74 |
| F2 | at Liberty | L | 67-71 |
| F4 | Birmingham-Southern | L | 59 |

2013-14 VMI Basketball Fact Book

| | | | |
|-----|------------------------|---|---------|
| J10 | High Point | L | 104-115 |
| J13 | Charleston Southern | W | 116-83 |
| J15 | Coastal Carolina | L | 97-99 |
| J18 | Bridgewater | W | 125-95 |
| J22 | at UNC Asheville | W | 102-97 |
| J25 | Radford | W | 103-94 |
| J27 | at Liberty | L | 117-122 |
| J31 | Winthrop | L | 96-109 |
| F3 | at Coastal Carolina | L | 99-108 |
| F5 | at Charleston Southern | W | 105-97 |
| F10 | UNC Asheville | W | 102-88 |
| F14 | at Radford | L | 107-114 |
| F21 | Liberty | L | 108-118 |
| F24 | at High Point | L | 92-109 |
| F27 | at Liberty * | W | 79-78 |
| M1 | vs. High Point # | W | 91-81 |
| M3 | at Winthrop * | L | 81-84 |

| | | | |
|-----|---------------------|---|--------|
| F9 | Charleston Southern | W | 82-76 |
| F14 | at Coastal Carolina | L | 97-100 |
| F16 | at Presbyterian | L | 57-63 |
| F21 | Radford | L | 90-97 |
| F24 | at Liberty | W | 109-72 |
| F28 | at High Point | W | 81-76 |
| M3 | Coastal Carolina * | W | 96-76 |
| M5 | vs. Liberty # | W | 78-58 |
| M7 | at Radford * | L | 94-108 |

3002-2737

*- Big South Conference Tournament
#- Big South Conference Tour. in Radford, Va.

2009-2010

Overall Record: 10-19 **Big South:** 5-13 (8th)
Head Coach: Duggar Baucom

| | | | |
|-----|------------------------|---|------------|
| N13 | Army | W | 93-86 |
| N16 | at Richmond | L | 59-103 |
| N18 | West Virginia Wesleyan | W | 111-92 |
| N24 | at UNC Wilmington | L | 95-115 |
| N30 | Lynchburg | W | 108-93 |
| D3 | Coastal Carolina | L | 97-111 |
| D5 | Charleston Southern | W | 103-91 |
| D9 | at Virginia Tech | L | 73-98 |
| D12 | at Seton Hall | L | 107-134 |
| D22 | at George Mason | L | 86-89 |
| J2 | Liberty | L | 102-110 |
| J7 | at Winthrop | L | 63-96 |
| J9 | at Presbyterian | L | 75-89 (OT) |
| J11 | Randolph | W | 99-88 |
| J14 | UNC Asheville | L | 84-97 |
| J16 | Gardner-Webb | L | 84-92 |
| J21 | at Radford | L | 91-109 |
| J23 | at High Point | W | 94-91 |
| J26 | Southern Virginia | W | 99-87 |
| J28 | at Liberty | L | 73-91 |
| F2 | Radford | L | 84-111 |
| F4 | Presbyterian | W | 97-78 |
| F6 | Winthrop | L | 83-87 |
| F11 | at Gardner-Webb | W | 92-85 |
| F13 | at UNC Asheville | L | 97-114 |
| F16 | High Point | W | 91-84 |
| F25 | at Charleston Southern | L | 85-95 |
| F27 | at Coastal Carolina | L | 71-101 |
| M2 | at Coastal Carolina* | L | 73-82 |

2569-2799

*- Big South Conference Tournament

2010-11

Overall Record: 18-13 **Big South:** 10-8 (4th)
Head Coach: Duggar Baucom

| | | | |
|-----|------------------------|---|------------|
| N12 | Randolph | W | 106-65 |
| N14 | at UMBC | W | 94-77 |
| N16 | UVA-Wise | W | 120-88 |
| N18 | Jacksonville State | W | 65-55 |
| N23 | Southern Virginia | W | 94-78 |
| N27 | at West Virginia | L | 66-82 |
| N29 | Central Penn College | W | 151-92 |
| D2 | Winthrop | L | 82-88 (OT) |
| D4 | Presbyterian College | L | 78-92 |
| D8 | at VCU | L | 80-86 |
| D11 | Longwood | W | 114-82 |
| D19 | at Marshall | L | 70-98 |
| D31 | at UNC Asheville | W | 83-72 |
| J2 | at Gardner-Webb | W | 97-76 |
| J6 | Coastal Carolina | L | 87-109 |
| J8 | Charleston Southern | L | 80-88 |
| J13 | at Radford | W | 105-71 |
| J15 | at High Point | W | 97-91 |
| J20 | at Liberty | L | 82-100 |
| J27 | Gardner-Webb | W | 85-66 |
| J29 | UNC Asheville | L | 87-100 |
| F3 | at Charleston Southern | L | 90-101 |
| F5 | at Coastal Carolina | L | 86-99 |
| F10 | High Point | W | 87-74 |
| F12 | Radford | W | 71-58 |
| F15 | Liberty | W | 79-69 |
| F19 | at Morgan State | L | 62-67 |

2746-2545

*- Big South Championships at Cameron Hall
+-Big South Championships at Conway, S.C.

2011-12

Overall Record: 17-16 **Big South:** 8-10 (7th)

| | | |
|----------------------------------|-------------------------|---------------|
| Head Coach: Duggar Baucom | | |
| N11 | vs. The Citadel^ | W, 103-100 |
| N12 | at Air Force^ | L, 65-75 |
| N15 | Alice Lloyd | W, 101-74 |
| N19 | UMBC | W, 84-79 |
| N23 | at Ohio State | L, 74-107 |
| D1 | at Coastal Carolina | L, 78-87 |
| D3 | at Charleston Southern | L, 81-114 |
| D6 | at Pitt | L, 70-97 |
| D8 | Central Penn | W, 109-86 |
| D10 | Milligan | W, 122-73 |
| D12 | at Longwood | L, 89-110 |
| D22 | at Old Dominion | L, 73-81 |
| D31 | Presbyterian College | W, 78-70 (OT) |
| J2 | Gardner-Webb | W, 76-72 |
| J5 | at UNC Asheville | L, 85-94 |
| J7 | at Winthrop | L, 84-91 |
| J10 | Liberty | W, 71-57 |
| J14 | Radford | W, 80-76 |
| J19 | High Point | W, 88-77 |
| J21 | at Campbell | L, 73-80 |
| J26 | at Radford | W, 65-60 |
| F2 | UNC Asheville | L, 86-89 |
| F4 | Winthrop | W, 86-79 |
| F9 | at Presbyterian College | L, 74-94 |
| F11 | at Gardner-Webb | L, 61-77 |
| F14 | at Liberty | L, 69-78 |
| F18 | William & Mary | W, 73-65 |
| F23 | Charleston Southern | W, 90-81 |
| F25 | Coastal Carolina | L, 64-81 |
| F27 | Radford* | W, 55-53 |
| F29 | vs. Coastal Carolina+ | W, 85-68 |
| M1 | vs. Winthrop+ | W, 75-55 |
| M3 | at UNC Asheville+ | L, 64-80 |

2631-2660

^ - All-Military Classic at Colorado Springs, Colo.
*- Big South Championships at Cameron Hall
+-Big South Championships at Asheville, N.C.

2012-13

Overall Record: 14-17 **Big South:** 8-8 (2nd-N)

| | | |
|----------------------------------|--------------------------|---------------|
| Head Coach: Duggar Baucom | | |
| N10 | at The Citadel^ | L, 76-84 |
| N11 | vs. Army^ | L, 74-80 |
| N13 | Central Penn College | W, 116-81 |
| N15 | at Virginia Tech | L, 80-95 |
| N21 | at Old Dominion | W, 76-71 |
| N24 | Elon | W, 90-81 |
| N28 | at West Virginia | L, 69-94 |
| D1 | Morgan State | L, 80-81 (OT) |
| D3 | Virginia - Lynchburg | W, 102-61 |
| D8 | at Wright State | L, 59-92 |
| D22 | at George Washington | L, 67-76 |
| J2 | Shenandoah | W, 110-54 |
| J5 | at Presbyterian College | W, 86-77 |
| J9 | Liberty | W, 82-69 |
| J12 | Winthrop | W, 72-54 |
| J16 | Campbell | W, 76-57 |
| J19 | at Coastal Carolina | L, 49-72 |
| J23 | at High Point | L, 69-96 |
| J26 | Gardner-Webb | L, 49-63 |
| J30 | at Radford | W, 70-69 |
| F6 | at Longwood | W, 93-60 |
| F8 | UNC Asheville | L, 79-90 |
| F13 | Radford | L, 79-82 |
| F16 | at Campbell | L, 78-87 |
| F19 | High Point | L, 67-78 |
| F21 | at Charleston Southern | L, 69-92 |
| F23 | at Marist | L, 74-112 |
| F26 | at Liberty | W, 83-66 |
| M2 | Longwood | W, 94-80 |
| M7 | vs. Longwood+ | W, 90-86 |
| M9 | vs. Charleston Southern+ | L, 65-71 |

2423-2411

^ - All-Military Classic at Charleston, S.C.
+-Big South Championships at Conway, S.C.

!- BCA Classic in Columbus, Ohio
@- William & Mary Tip-Off Classic in Williamsburg, Va.
*- Big South Conference Tournament
#- Big South Conference Tour. in Rock Hill, S.C.

2007-2008

Overall Record: 14-15 **Big South:** 6-8 (T-5th)
Head Coach: Duggar Baucom

| | | | |
|-----|-------------------------|------|---------|
| N9 | vs. Northern Colorado ! | L | 97-104 |
| N10 | vs. Dartmouth ! | L | 87-98 |
| N14 | West Virginia Wesleyan | W | 135-81 |
| N21 | James Madison | W | 90-83 |
| N25 | at Ohio State | L | 57-90 |
| N28 | Columbia Union | W | 156-91 |
| D1 | Army | L | 69-71 |
| D4 | at South Carolina State | L | 88-89 |
| D8 | Howard | W | 95-59 |
| D10 | Apprentice | W | 112-96 |
| D20 | at William & Mary | W | 83-72 |
| D30 | at Richmond | L | 69-71 |
| J2 | at Mercer | W | 102-99 |
| J8 | Southern Virginia | W | 123-85 |
| J12 | at Charleston Southern | W-ot | 93-91 |
| J14 | at Coastal Carolina | W | 107-100 |
| J19 | UNC Asheville | L-ot | 87-90 |
| J23 | at Winthrop | L | 41-85 |
| J28 | Liberty | L | 81-87 |
| F2 | at High Point | L | 71-90 |
| F5 | Radford | L | 102-108 |
| F9 | Coastal Carolina | W | 88-83 |
| F11 | Charleston Southern | W | 109-85 |
| F16 | at UNC Asheville | W | 97-75 |
| F20 | Winthrop | L | 70-80 |
| F23 | at Radford | L-ot | 83-86 |
| F26 | at Liberty | W | 81-79 |
| M1 | High Point | L | 88-99 |
| M4 | at Liberty * | L | 88-103 |

2649-2530

!- Air Force Classic in USAFA, Colo.
*- Big South Conference Tournament

2008-2009

Overall Record: 24-8 **Big South:** 13-5 (2nd)
Head Coach: Duggar Baucom

| | | | |
|-----|------------------------|------|---------|
| N14 | at Kentucky | W | 111-103 |
| N16 | at Virginia | L | 97-107 |
| N18 | Maryland Bible | W | 118-72 |
| N20 | Stevenson | W | 133-72 |
| N24 | at Campbell | W | 97-92 |
| N29 | at Jacksonville State | L | 67-95 |
| D3 | Winthrop | W | 92-74 |
| D6 | at UNC Asheville | W | 114-105 |
| D9 | Campbell | W | 88-76 |
| D13 | Southern Wesleyan | W | 113-94 |
| D21 | at Army | W | 62-55 |
| D31 | Richmond | W | 73-70 |
| J3 | at Gardner-Webb | W | 96-92 |
| J5 | at Charleston Southern | W | 93-90 |
| J10 | Coastal Carolina | W | 103-102 |
| J12 | Presbyterian | W | 90-75 |
| J17 | Liberty | L | 80-91 |
| J21 | at Radford | W | 87-72 |
| J24 | High Point | W | 92-85 |
| J29 | Southern Virginia | W | 113-92 |
| F2 | UNC Asheville | L-ot | 95-103 |
| F4 | at Winthrop | W-ot | 110-106 |
| F7 | Gardner-Webb | W | 94-88 |



The 2008-09 team, including Travis Holmes and Austin Kenon (middle), defeated Kentucky at Rupp Arena to open its season.

LETTERWINNERS (1953-2013)**A-A-A-A**

Drew Absher, 2011-13
Dorian Albritton, 2013
Fred Allison, 1971-73
Tim Allmond, 2002-05
Phillip Anglade, 2013
Robert Ayers, 1965-67

B-B-B-B

Juan Banks, 1992-93
Bernie Banas, 1981
Zach Batté, 1999, 2002-03
Curtis Beach, 1967
Jason Bell, 1997-99
Willie Bell, 2007-09
Bob Benninger, 1972-74
Preston Beverly, 2002-03, 2005-06
Bill Blair, 1962-64
Aaron Blosser, 2009
George Borojevich, 1974-77
Rodney Brewer, 1971-73
Brian Brown, 2012-13
Peyton Brown, 1967-69
Quinn Brownfield, 2008
Richard Bruce, 1998-2001
Ron Burks, 2009-12
Christian Burton, 2012-13
Will Bynum, 1974-77
Charles Byrd, 1954-55
Howard Byrd, 1996
Robert Byrd, 1961-63

C-C-C-C

Joey Cantafio, 2008-09
Joe Carr, 2010-13
Ron Carter, 1975-78
Jack Castleberry, 2004, 2006-07
Marty Chadwick, 1991
Steve Chapin, 1973-75
Sean Christiansen, 2005-06
Denny Clark, 1967-69
Tim Cole, 2000
Donald Colwell, 1952-54
Brent Conley, 1996
Jason Conley, 2002
Donald Coombs, 1956
Jack Cooper, 1965-66
Chuck Cotton, 1956-59
William Coupland, 1955-57
D.J. Covington, 2011-13
Percy Covington III, 1989-92
Matt Coward, 2004-05
Mark Craft, 1988-90
Marty Cristo, 1979-81
Mark Current, 1984, 86-87

D-D-D-D

Aaron Demory, 1997-2000
Bob DeVos, 1967-68
Chris Dinunzio, 1997-98
Stephen Dorsey, 1985
Steven Dorsey, 1986, 88-89
Jim Doyle, 1970-72

E-E-E-E

Esau Eatman, 2003
Weldon Eddins, 1960-62
Gay Elmore, 1984-87
Jan Essenburg, 1969-71
Chi Chi Ezekwe, 2004

F-F-F-F

Darryl Faulkner, 1994, 1997-98
Richard Fencel, 1953-54
Greg Fittz, 1989-91
Bob Frank, 1972-74
Richard Fravel, 1960
James French, 1957
Mike Frick, 1968

G-G-G-G

Keith Gabriel, 2009-12
Bobby Gardner, 1985-87
Johnny Garnett, 1975
Jeff Gausepohl, 1963-65
Joe Gedro, 1960-62
Mike Gilbert, 2001, 2003
Jim Gillespie, 1968-70
Rodney Glasgow, 2011-13
Dave Goode, 1957-59
John Goode, 1978-81
Jonathan Goodman, 1992-94
Nick Gore, 2010-13
Mark Grigsby, 2000
B.J. Grinage, 1995, 1997
Lawrence Gullette, 1993-96
John Gupton, 1965-67
Tim Gundlach, 1971-73
Tom Guthrie, 1970-71
James Guy, 1964

H-H-H-H

Norm Halberstadt, 1960-62
Alan Hansen, 1973
Jeremy Harper, 2000-01
Alex Harrington, 1997
Jack Hartung, 1964-66
Roy Heddleston, 1970
Steve Heflin, 1982
Mike Herndon, 1982-85
Geoff Hinshelwood, 1979-81
Chavis Holmes, 2006-09
Travis Holmes, 2006-09
Hunter Houston, 2008-10
Mike Huffman, 1983-86
Christian Hunter, 2008

I-I-I-I

Walt Ivkovich, 1968-70

J-J-J-J

Justin Jarman, 2006
Dennis Johnson, 1978-81
Kenny Johnson, 1990-91
Lester Johnson, 1994-96
Renard Johnson, 1987
Warren Johnson, 1994-95
Bobby Jones, 1992
Levar Joseph, 2003, 2005
Carl Josey, 2007-10

K-K-K-K

Pat Kelley, 1976-78
John Kemper, 1966-68
Gary Kempel, 1962-63
Austin Kenon, 2008-11
Karl Klinar, 1952-54
Ed Kluckowski, 1982-83
Andy Kolesar, 1978-81
John Krovic, 1974-77
Joe Kruszewski, 1964-66
James Kyle, 1956-57

L-L-L-L

Jerry Lawson, 1958-60
Ralph Lawson, 1956-59
Gene Lazaroff, 1960-62
David Lester, 1972-74
Richard Little, 2001-04
Kelly Lombard, 1976-78
Adam Lonon, 2007-10
James Lowe, 1955

M-M-M-M

Gary Mackin, 1981-82
Charles MacLeod, 1955-57
Mike Manis, 1968-69
Tadas Mankevicius, 2003-06
Eric Mann, 1997-98, 2000-01
Tim Marshall, 2013
Matt Matheny, 1997-99
Nick Matson, 2007
Craig McCargo, 2006
Darrin McDonald, 1986
John McDowell, 1953-55
Tommy McHugh, 1983-86
James McKemie, 1954-55
Ricky Mears, 1988
Sam Mielnik, 2004-05
Lennon Mings, 1987-90
John Mitchell, 1967-69
Dave Montgomery, 1975-78
Marshall Mundy, 1954
Matt Murrer, 2004-07

N-N-N-N

Harlan Niehaus, 1976-77
Bill Nivison, 1980-81
Donald Nyman, 1953-56

O-O-O-O

Stan Okoye, 2010-13
Frank Oley, 1958-61
Larry Osborne, 1995-96

P-P-P-P

Wayland Parker, 1972
John Patrick, 1970
Jonathan Penn, 1991-93
Erek Perry, 1991
Chris Peta, 1982-83
Charlie Petzold, 1990-92
Dusty Pflugner, 2006-07
Renard Phillips, 1999-2001
J.T. Piribek, 2007
Robin Porter, 1965
Steve Powers, 1966-68
Daron Pressley, 2001-02
Lewis Preston, 1990-93
Bobby Prince, 1993-96
John Prosser, 1963-65

Q-Q-Q-Q

Roy Quinn, 1957-59
Andre Quarles, 1996, 1999-2000

R-R-R-R

Bill Ralph, 1952-54
Ben Rand, 2002-03
Gordie Rawlyk, 1973-74
Greg Ray, 1982
Jerry Renfro, 1970-72
Curt Reppart, 1973-76

S-S-S-S

Jeryl Salmond, 1977-79
Stephen Sargent, 2008-10
Tom Savage, 1979-81
Darren Sawyer, 1982-85
Bill Schafer, 1970
Charlie Schmaus, 1964-66
Clarence Scott, 1987
Ian Sears, 1982-83
Jim Sefick, 1969-71
Lee Seibert, 1970-71
Jim Shanley, 1986
Radee Skipworth, 2001-04
Dave Slomski, 1976-77
Saul Smith, 1976
Harold Snyder, 1954-55
Gale Sommers, 1970-71
George Southard, 1956-59
Michael Sparks, 2009-12
Maurice Spencer, 1994-97
Mike Spinelli, 1995-98
Sean Spriggs, 1991-94
Dan Stephens, 1976
Bill Stephens, 1971
Gavin Stephenson, 2013

T-T-T-T

Thomas Tait, 1953-55
Bryan Taug, 1995-97
Thad Tegtmeier, 1991
John Thomas, 1969-70
Steve Tooker, 1984-85, 87-88
Aaron Trombley, 1999-2000
Adam Trombley, 2000
Charlie Tyler, 1972-74

U-U-U-U

Quinton Upshur, 2012

V-V-V-V

Mark Vest, 1982

W-W-W-W

Steve Wagner, 1977-80
Frank Walter, 1953-55
Tom Watjen, 1975
Bobby Watson, 1962-64
Jarid Watson, 2012-13
Jordan Weethee, 2012
Bob Wentz, 1952-54
Wayne Whiting, 2009-12
Robert Williamson, 1955
Damon Williams, 1987-90
Ramon Williams, 1987-90
Reggie Williams, 2005-08
Cedric Wins, 1982-85
Bryan Woolsey, 1992-94
Steve Wolf, 1972-74
Ralph Wright, 1967

Y-Y-Y-Y

Tony Yelverton, 1982
John Yurachek, 1961-63

2013-14 PHOTO ROSTER



#1 Rodney Glasgow
5-10 ♦ 170 ♦ G ♦ Sr.
Brooklyn, N.Y. ♦ Good Counsel (Md.) Kings Mountain, N.C. ♦ Kings Mountain




#3 Brian Brown
5-11 ♦ 185 ♦ G ♦ Jr.
Kings Mountain, N.C. ♦ Kings Mountain




#4 Christian Burton
5-10 ♦ 170 ♦ G ♦ Jr.
Virginia Beach, Va. ♦ Kellam



#5 Drew Absher
5-10 ♦ 170 ♦ G ♦ Sr.
Mocksville, N.C. ♦ The Gunnery (Conn.)




#12 Ot Elmore
6-3 ♦ 190 ♦ G ♦ Fr.
Charleston, W.Va. ♦ Fork Union



#15 Trey Chapman
6-6 ♦ 205 ♦ F ♦ Fr.
Greensboro, N.C. ♦ Wesl. Christian




#21 Tyrell Mason
6-3 ♦ 190 ♦ G ♦ Fr.
Stafford, Va. ♦ Mountain View




#22 QJ Peterson
6-0 ♦ 170 ♦ G ♦ Fr.
Hedgesville, W.Va. ♦ Massanutten Mil.




#23 Tim Marshall
6-3 ♦ 185 ♦ G ♦ So.
Virginia Beach, Va. ♦ Landstown



#24 D.J. Covington
6-9 ♦ 235 ♦ F ♦ Sr.
Virginia Beach, Va. ♦ Norfolk Acad.



#25 Craig Hinton
6-7 ♦ 195 ♦ F ♦ Fr.
Winston-Salem, N.C. ♦ E. Forsyth



#32 Phillip Anglade
6-5 ♦ 210 ♦ F ♦ So.
Long Island, N.Y. ♦ Davidson Day (Va.)



#34 Jarid Watson
6-7 ♦ 215 ♦ C ♦ Jr.
Burtonsville, Md. ♦ Springbrook



#35 Julian Eleby
6-3 ♦ 190 ♦ G ♦ So.
Fayetteville, N.C. ♦ Fork Union



#40 Jordan Weethee
6-6 ♦ 220 ♦ F ♦ R-So.
Greensboro, N.C. ♦ High Point Christian



Duggar Baucom
Head Coach
Ninth Season